


INFORMATIVE PRESENTATION 1



In advance of this presentation, review the slides and notes. Make any adjustments to reflect your parish's process.

Display this opening slide as participants enter the room. After participants are settled, introduce yourself and explain your role in the parish and program.

Say: Thank you for participating in *Christ Our Life* Family Catechesis. Today I will introduce you to this wonderful program and describe our roles within it.

Presentation Overview

- What is family catechesis?
- How does it work?
- What will we do together?







Christ Our Life[®] LOYOLA PRESS,
A JESUIT MINISTRY

Say: In this first presentation, I'll explain what family catechesis is and how our program will run.

Then we will do a second presentation that explains the program's online resources. We'll have time for questions after each presentation. Let's begin.

What Is Family Catechesis?

Family-Centered Faith Formation

Lesson A	Lessons B-E	Next Unit
 <p>Families gather with the program leader and experience a slideshow presentation on the unit theme. Parents stay with the leader for the continuation of the presentation and for catechetical preparation. While this takes place, children go with their grade-level catechists to complete the first session.</p>	<div style="background-color: #0056b3; color: white; padding: 2px; font-weight: bold; font-size: 0.8em;">OPTION 1</div>  <p>Parents catechize their children at home using parent-friendly materials.</p> <div style="background-color: #0056b3; color: white; padding: 2px; font-weight: bold; font-size: 0.8em;">OPTION 2</div>  <p>Children return each week and are taught by their grade-level catechist each session.</p>	 <p>Families return for another group meeting in approximately one month to prepare for the next unit.</p>

Christ Our Life[®] LOYOLA PRESS.
A JESUIT MINISTRY

Explain what family catechesis is. A brief description is provided, but you may wish to define it based on your approach.

Say: According to the *Directory for Catechesis*, “The family proclaims the Gospel. As a domestic church founded on the sacrament of matrimony that also has a missionary dimension, the Christian family takes part in the Church’s mission of evangelization and is therefore an agent of catechesis.” (no. 231)

In *Christ Our Life* Family Catechesis, you will proclaim the Gospel by guiding your child’s formation in the faith. While the program provides you with the flexibility and resources to help you succeed in this role, your presence is the most important aspect; being present as your child grows in our Catholic faith is a wonderful gift.

As part of this program, we will gather for one group faith formation meeting per month. These meetings will feature a variety of activities that will nurture our Catholic faith and build community with other families in our parish.



FYI

“Believing parents, with their daily example of life, have the most effective capacity to transmit the beauty of the Christian faith to their children.”

Directory for Catechesis, #124



How It Works

Part Topics

- Part 1: The Creed
- Part 2: The Sacraments
- Part 3: Moral Life
- Part 4: Prayer
- Part 5: Missionary Discipleship

Seasonal Lessons

- Advent/Christmas
- Lent/Holy Week/Easter

Christ Our Life LOYOLA PRESS. A JESUIT MINISTRY



FYI

See the Director Guide for ideas on how to organize and present the chapters from the *Christ Our Life* Student Book.

Say: *Christ Our Life* Family Catechesis is organized into five parts. Four parts are based on the pillars of the *Catechism of the Catholic Church*—the Creed, the Sacraments, Moral Life, and Prayer. Part 5 focuses on Missionary Discipleship, which is the call to preach the Good News of Jesus Christ in word and action.

Each monthly meeting provides valuable information to help you grow in your faith and prepare you to guide your children through the chapters you will cover at home or at weekly sessions with their grade-level catechist.

We will also come together for two meetings using the liturgical season lessons from the Special Seasons and Lessons in the Student Book.

Read aloud the two seasonal lesson titles on the slide.

At this time share the order in which the chapters from the Christ Our Life Student Book will be covered.


What We'll Do Together

Each monthly meeting has three sections.

<p>Welcome (15 minutes)</p> <ul style="list-style-type: none">• For children and parents• Introduces part theme through prayer, Scripture, and discussion• Children dismissed to grade-level classrooms to discuss first chapter	<p>Close (15 minutes)</p> <ul style="list-style-type: none">• For parents only• Summarizes part theme through prayer, discussion, and multimedia
---	--

Connect (30 minutes)

- For parents only
- In-depth coverage of part theme through multimedia and discussion



© Loyola Press. All rights reserved.

Christ Our Life LOYOLA PRESS. A JESUIT MINISTRY

Explain the Christ Our Life Family Catechesis process.

Say: Each monthly meeting has three sections: Welcome, Connect, and Close. During the Welcome section, we will introduce the part theme and pray together. After the Welcome section is concluded, your children will leave to join their grade-level catechists to discuss a chapter from the Student Book.

While your children meet with their grade-level catechists, you will stay for the Connect and Close sections of our meeting. We will spend approximately 45 minutes exploring the theme through the use of multimedia, group prayer, discussion, and Scripture readings.

Adjust the section below if you plan to have grade-level catechists bring the children back after the meeting is completed.

Say: The Connect and Close sections will end about 15 minutes before your children complete their lesson with their grade-level catechists, so you can stay and visit with other parents, ask questions, or walk over to your child's classroom.

What You'll Do After Each Meeting

Children's learning continues.

- Teach your child at your own pace, using the grade-level **At-Home Edition** and the **Student Book**.
- Have your child continue to meet each week with a grade-level catechist.



© LOYOLA PRESS. All rights reserved.

Christ Our Life[®] LOYOLA PRESS. A JESUIT MINISTRY



Tip

Refer to the *Christ Our Life* Director Guide for more information on the At-Home Edition and Interactive Chapter Reviews.

Say: After each meeting, you may teach your child at home using the grade-level At-Home Edition and the Student Book. Alternatively, your child may continue to meet in a group with a grade-level catechist to explore chapters from the Student Book.

If you teach from home, you can teach at a pace that works best for your family. That could mean one chapter per week or several chapters in one day. You can teach around the kitchen table or in the backyard. You choose what works best to help you teach your child the Catholic faith.

Determine how the Interactive Chapter Reviews will be managed in your parish and adjust the language below as necessary.

Say: After most chapters, your child will complete an online Interactive Chapter Review. The results, which you will email to me, will help you gauge your children's understanding of the faith concepts taught in the chapter. While most chapters will have an Interactive Chapter Review, a few chapters in each grade will not.

What You'll Need

Grade-Level At-Home Edition

Grade-Level Student Book

Interactive Chapter Reviews

www.christourlife.com

Christ Our Life[®] LOYOLA PRESS. A JESUIT MINISTRY

Say: The three things you will need to teach your children at home are the *Christ Our Life* grade-level At-Home Edition, the Student Book, and the Interactive Chapter Reviews. Children will receive their *Christ Our Life* book from their grade-level catechist at the first meeting. The At-Home Edition and Interactive Chapter Reviews can be accessed online at www.christourlife.com.

We will discuss the online resources further in the second presentation.




Tip

Information regarding online resources will be available in the second presentation.

© LOYOLA PRESS. All rights reserved.

Your Questions



© LOYOLA PRESS. All rights reserved. 5856

Christ Our Life[®] LOYOLA PRESS.
A JESUIT MINISTRY

Use this slide to conclude the presentation and to answer any questions that participants may have.

Say: Are there any questions? Keep in mind that I will expand on the online resources in the second presentation.

After questions have concluded, either take a short break or move directly into the second presentation.