



PASS GAME

INSTALL

A1



Spring Ball 2018

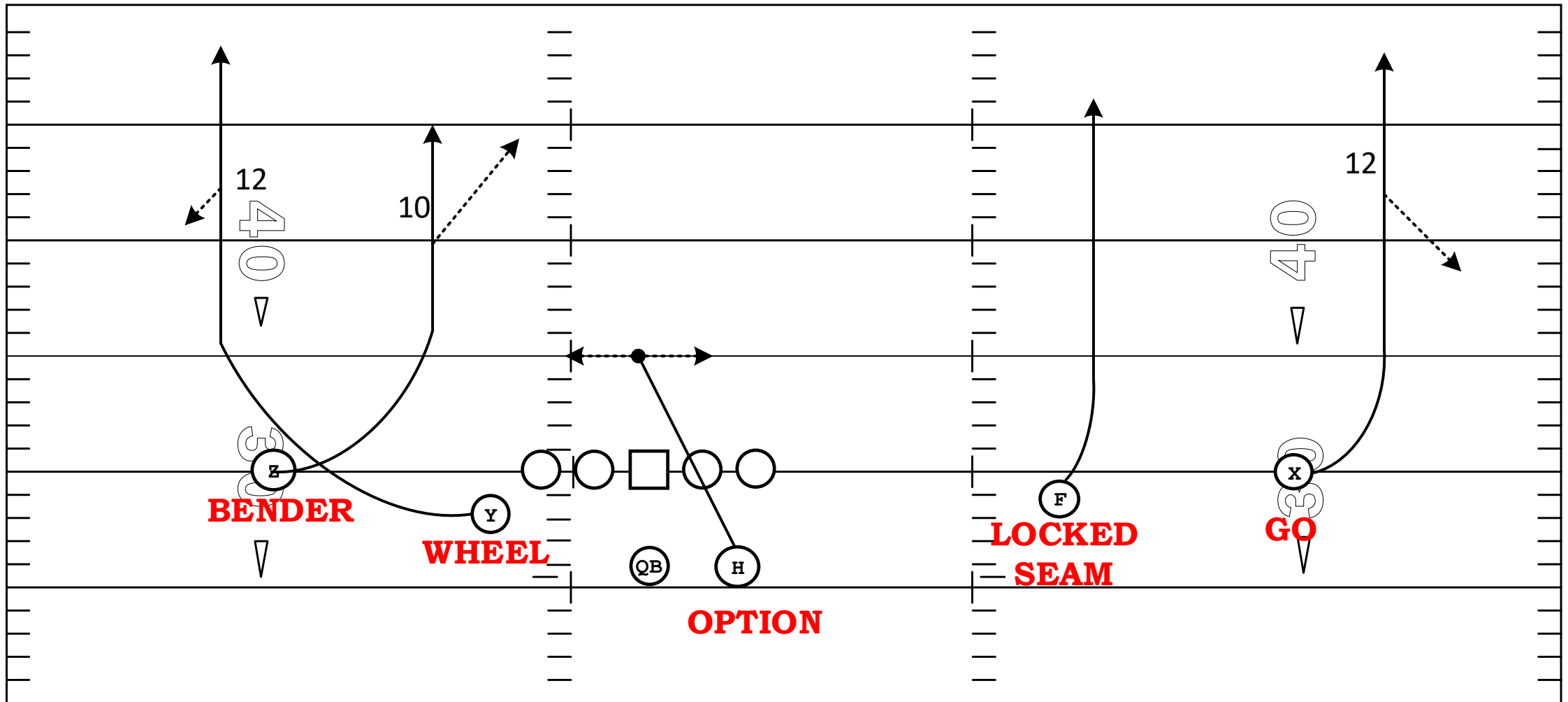
"PRACTICE IS EVERYTHING"



ALLEY SWITCH



QUEEN LT 63 ALLEY SWITCH



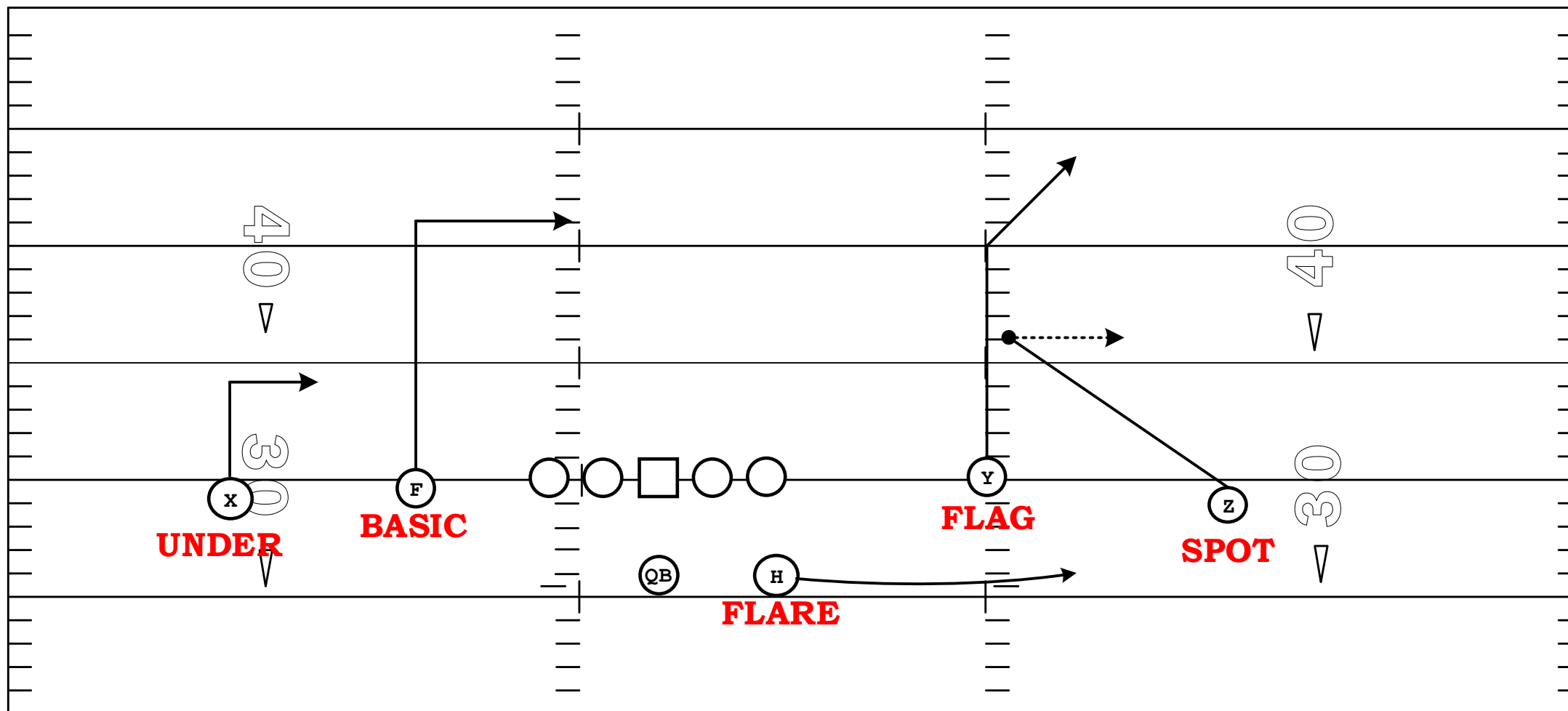
POSITION	ASSIGNMENT	COACHING POINT
X	GO	FASTEST RELEASE GO ROUTE. FIND REDLINE, DROPOUT AT 7 STEPS (12 YDS) IF NOT OVER TOP.
Z	BENDER	LANDMARK 4 YARDS OUTSIDE THE HASH VS MOFC. BREAK AT 10 SKINNY POST VS MOFO
Y	WHEEL	WHEEL, FIND REDLINE, DROPOUT 12 YDS IF NOT OVER TOP.
F	LOCKED SEAM	LANDMARK 4 YARDS OUTSIDE THE HASH.
H	OPTION	VS ZONE: CHECK DOWN OVER BALL @ 5 YARDS. VS MAN: BREAK LT/RT BASED OFF LEVERAGE.
QB	PROGRESSION	SPLIT SAFETY = BENDER, SEAM, CHECK-DOWN POST SAFETY = SEAM, SEAM CHECK-DOWN



CHEVRON SHELF



GN STR DUAL RT 53 CHEVRON SHELF



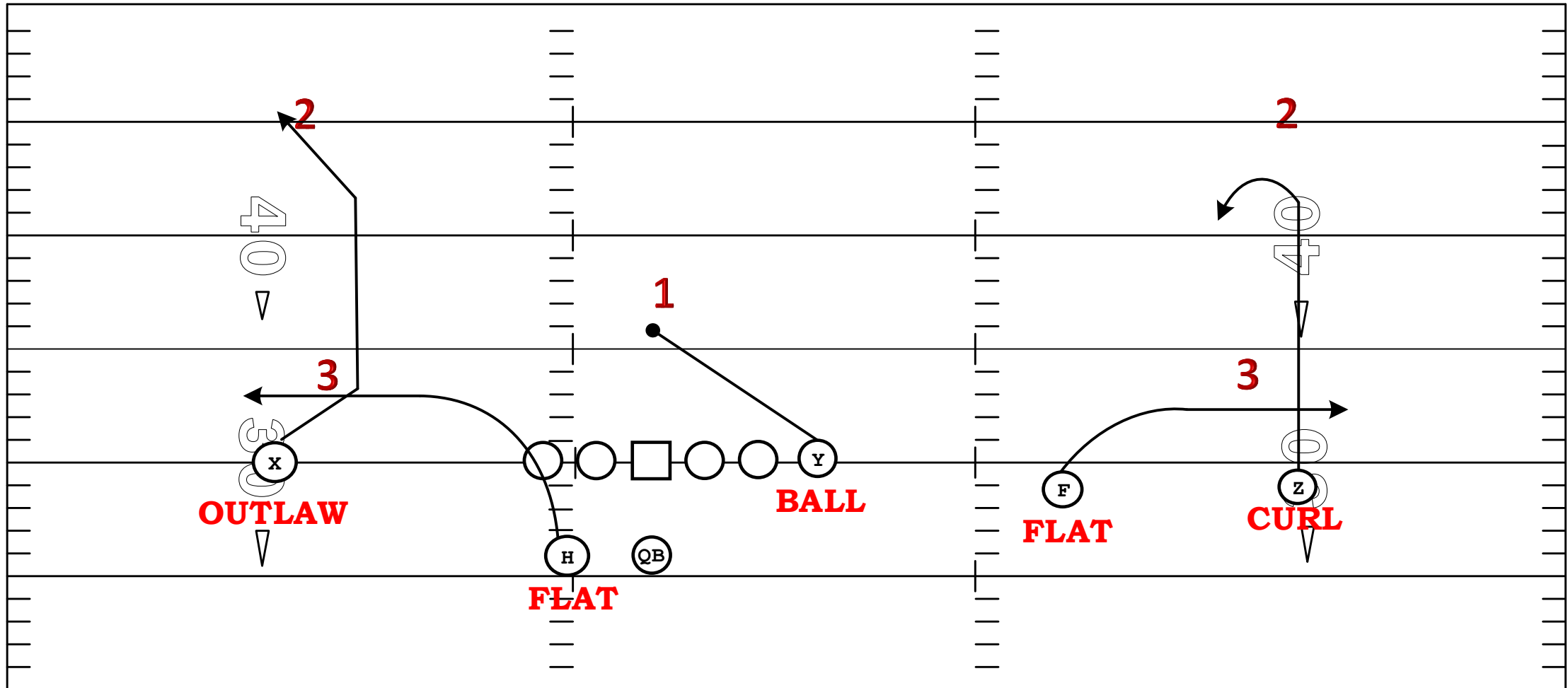
POSITION	ASSIGNMENT	COACHING POINT
X	BASIC	10 YARD DIG. STAY FLAT AT THE TOP OF ROUTE.
Z	SPOT	RELEASE TOWARD ALIGNMENT OF #2 WR. STOP ONCE FLAT DEFENDER CLEARS. NO DEEPER THAN 6 YARDS. PIVOT VS MAN.
Y	FLAG	BREAK AT 10 YARDS. KEEP ON A HIGH ANGLE.
F	UNDER	5 YARD UNDER. BE ALERT FOR HOT THROW.
H	FLARE	5 HARD STEPS TO FLD, QB WILL THROW YOU DOWNFIELD. ALERT FOR HOT
QB	PROGRESSION	SPLIT SAFETY = LOW – HI UNDER, BASIC POST SAFETY = HI – LOW SPOT, FLAG, FLARE



DRAKE



TRIPS RT 62 DRAKE OUTLAW



POSITION	ASSIGNMENT	COACHING POINT
X	OUTLAW	3 X 5 STEM RELEASE. BREAK TO FLAG AT 10 YARDS. HIGH ANGLE
Z	CURL	12 YARD CURL. WORK BACK DOWN STEM TO QB.
Y	BALL	6 YARDS OVER THE BALL
F	FLAT	2 STEP FLAT, WORKING TO GAIN WIDTH 1 ST . IF YOU GET TO NUMBERS THROTTLE DOWN.
H	FLAT	WORK TO GAIN WIDTH 1 ST BUILDING TO 3 YARDS.
QB	PROGRESSION	SPLIT SAFETY = HANK, OUTLAW, FLAT POST SAFETY = HANK, CURL, FLAT