



Example 21-12 Offense



Example 21 - 12 Offense

In order to create a complete offense, we must include dodges with all perimeter players in either set. For an example, **we will combine motions and that have the same rules into sets and give those sets a name.** Like stated on the previous page, it is important that the motions use similar rules so that off ball player can react quickly and efficiently once they understand how to play within the concepts.

Regular - All motions are "Push-Pull" motions.

21 Motions - Dodge - Follow - Float and Sweep - Fade - Float

12 Motion - Center Dodge : Dodge - Clear Through - Follow

12 Motion - Wing Dodge : Dodge - Follow - Hold and Dodge - Fade - Cut The Middle

Fade and Cut The Middle Rotations - The closest player in the opposite group will always fade (or Pop) to be the forward outlet (unless they are already out of the way). The backside player will always cut the middle. If they rotate early because they expect the dodge to go one way and it goes the other, they should maintain their movements and get reset into a 21 or 12 set.

12 Rotation : Fade - Fade - Cut The Middle

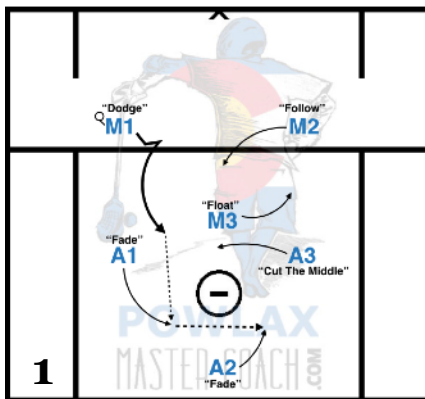
21 Rotation : Backside Exchange

Using these Motions and Rotations and the "**Pass-Pass-Dodge**" philosophy, we will create an offense that is outlined below. The images below outline a single offensive series that could be freelanced based on the decisions of the ball carriers.

Shifted Formations

A Shifted Formation is a 12 Formation where one of the wings is on the crease. It happens when it doesn't make sense for a player to move all the way through the offensive formation to the other side. For instance, during the Dodge - Clear Through - Follow Attack Motion, it doesn't make sense for the player who is clearing through to run all the way through the crease to the opposite side because when the dodger passes back and that player dodges the opposite way, the player will have to clear through again. So, we'd rather have him stay inside, but opposite the ball. When players are in the situation, they should utilize the space created by having the wing player on the crease. Check the last example on the pervious page or #5 on the next page as a reference.

Dodge Follow Float Midfield Motion
Fade - Fade - Cut The Middle Attack Rotation



1) Dodge - Follow - Float - Midfield (Left)

M1 Dodges the Righty Alley, **M2** Follow's, and **M3** floats off the crease.

M1's Dodge forces **A1** and **A2** to Fade and **A3** to Cut The Middle in the **Fade Rotation**.

M1 passes forward to **A1** who passes to **A2**

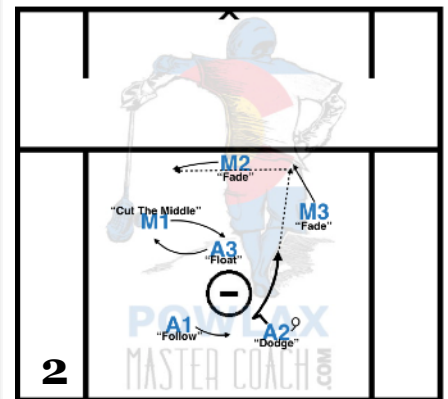
2) Dodge - Follow - Float - Attack (Right)

A2 Dodges the Righty Hash, **A1** Follow's, and **A3** floats off the crease.

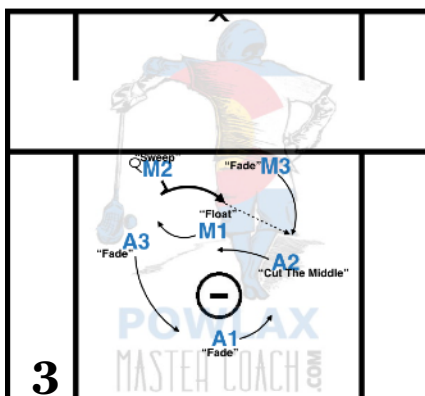
A2's Dodge forces **M3** and **M2** to Fade and **M1** to Cut The Middle in the **Fade Rotation**.

A2 passes to **M3** who passes to **M2**.

Dodge Follow Float Attack Motion
Fade - Fade - Cut The Middle Midfield Rotation



Sweep Fade Float Midfield Motion
Fade - Fade - Cut The Middle Attack Rotation



3) Sweep - Fade - Float - Midfield (Left)

M2 Sweeps across the top, **M3** Fades, and **M1** floats off the crease.

M2's Sweep forces **A3** and **A1** to Fade and **A2** to Cut The Middle in the **Fade Rotation**.

M1 passes forward to **M3**

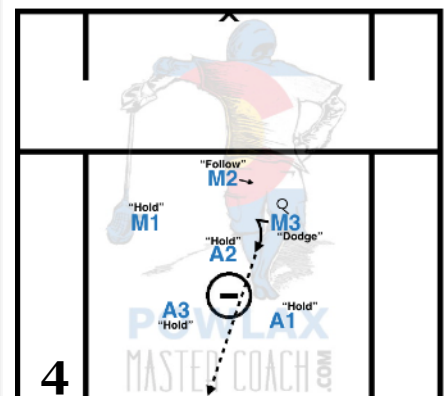
4) Wing Dodge - Follow - Hold - Midfield (Right)

M3 Dodges the lefty alley, **M2** Follows, and **M1** Holds.

During, **M2's** Wing Dodge, **A1**, **A2**, and **A3** will Hold.

M1 shoots and misses wide.

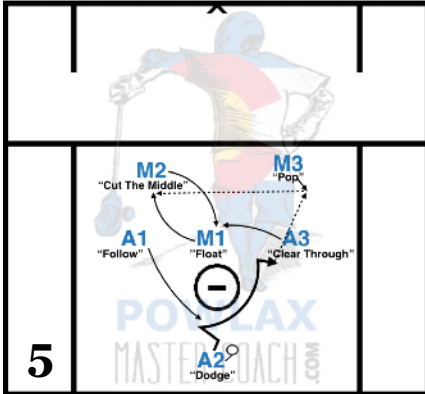
Wing Dodge Midfield Motion
Hold Attack Rotation





Example 21 - 12 Offense

Dodge - Clear Through - Follow Attack Motion
Backside Exchange Midfield Rotation



5) Dodge - Clear Through - Follow - Attack (Left)

A2 Dodges the Righty Hash, A3 Clears Through and A1 Follows to X.
A2's Dodge forces M2 and M1 to exchange on the backside and M3 to pop as the forward outlet in the **Backside Exchange Rotation**.

A2 passes to M3 who passes to M1.

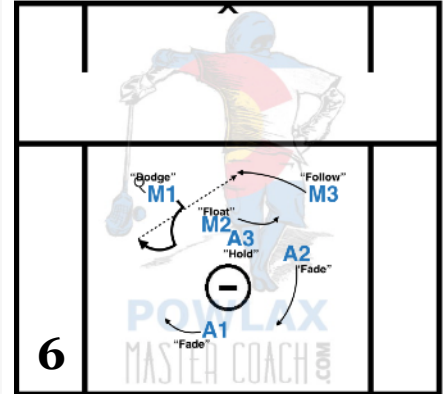
6) Dodge - Follow - Float Midfield Rotation (Right)

M1 Dodges the Righty Alley, M3 Follow's, and M2 floats off the crease.

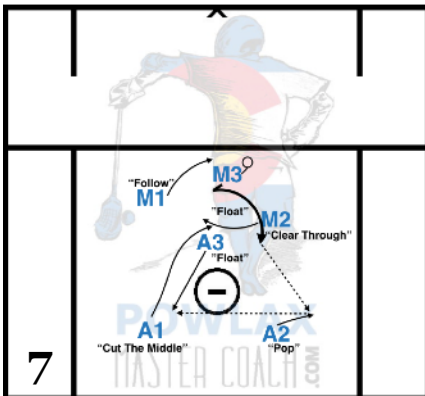
The Attackman will rotate to get back in a 21 set after their Dodge - Clear Through - Follow.

M1 passes back to M3.

Dodge - Follow - Float Midfield Motion
Get to 21 Attack Rotation



Dodge - Clear Through - Follow Midfield Motion
Backside Exchange Attack Rotation



7) Dodge - Clear Through - Follow - Midfield (Left)

M3 Dodges the Lefty Alley, M2 clears through and M1 follow to top center.
M3's Dodge forces A3 and A1 to exchange backside and A2 to pop and become the forward outlet.

M1 passes to A2 who passes to A3.

8) Sweep - Fade - Float Attack Motion (Right)

A3 Sweeps through X and up the righty hash, A2 fades and A1 follows to X.
A3's Dodge forces M3 and M1 to fade while M2 holds because he is already inside.

A3 passes through to M3 who scores.

Sweep - Fade - Float Attack Motion
Fade Midfield Rotation

