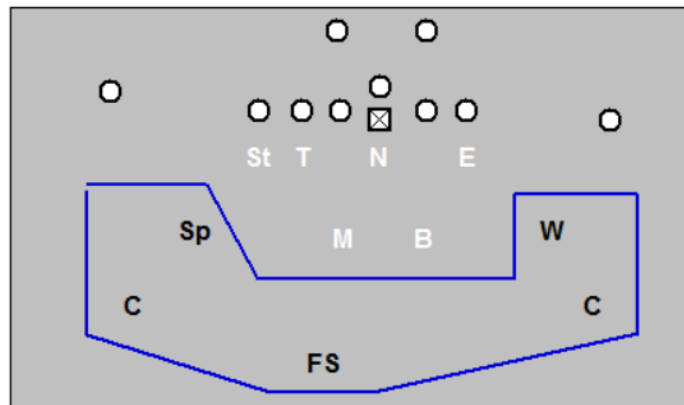


# ***BACK FIVE Assignments***

**MOST IMPORTANT THINGS**

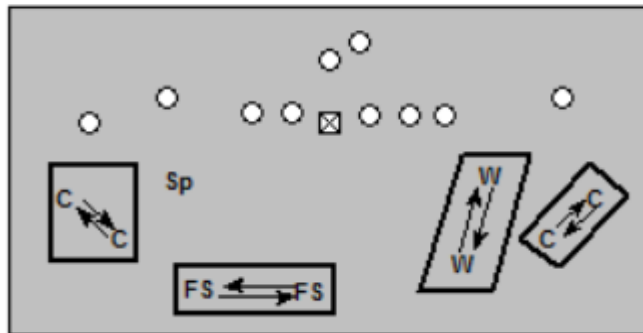
- (1) Alignment: be in right place
- (2) Assignment: know what to do
- (3) Aggressive: do it with attitude



**5-SPOKE SECONDARY**

The independent movements of the BACK 5 allow for many disguised coverages.

**FALCON** pattern read and rob #1 receiver. Also the blitz adjuster.



**SPUR Hybrid**

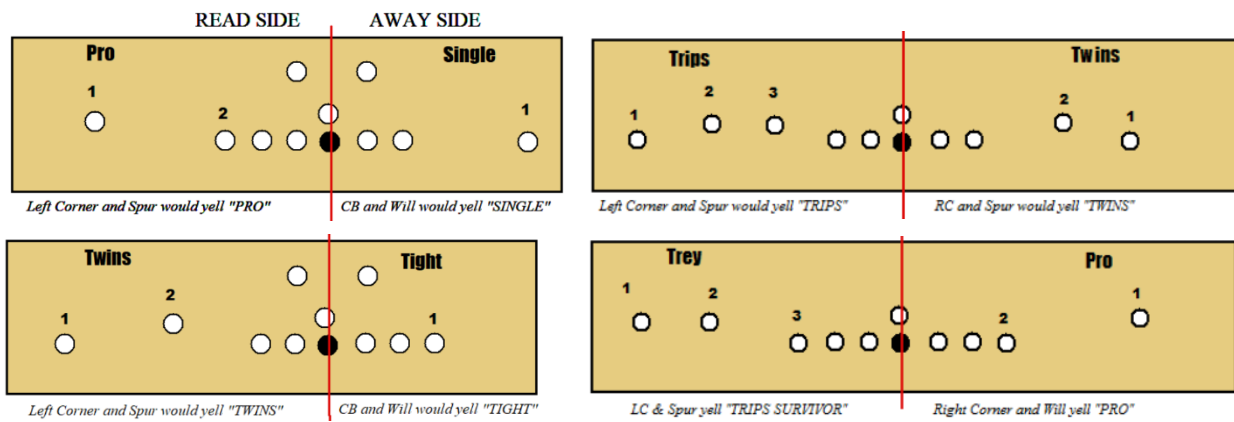
SPUR rule is “outflanked by 1, never by 2”  
Always plays OLB. Re-Route slot receivers, contain on run and flat-wheel defender on pass.

**WILL Hybrid**

WILL doubles as an OLB and a Safety.  
Cover 3 is a re-routing, contain, flat defender.  
Weakside safety in Cover 2, 4, and 5.

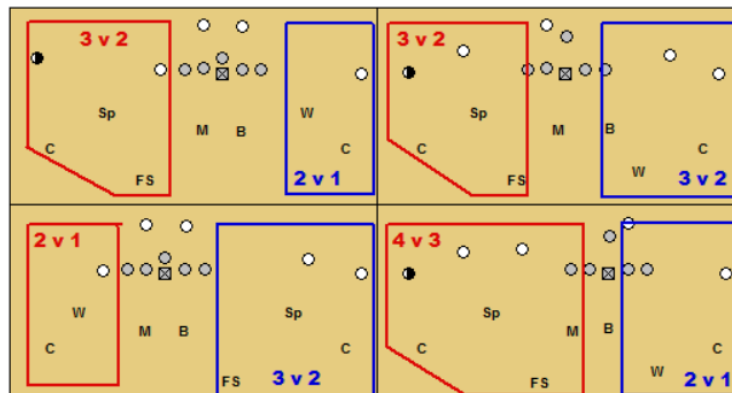
## SPLIT FIELD COVERAGES

When teaching coverages and run support technique, we group every possible offensive formation into the SEVEN possibilities below. The right half is completely independent of the left half.



### #1 Concept

The idea behind alignment and coverages in this scheme is to have one more defender on each side of the formation. The rule of thumb is the ILB slide towards trips and to the away side of 2x2 sets.



### Coverages

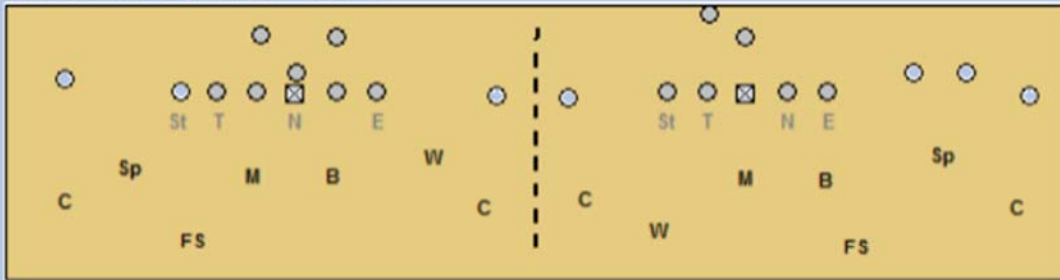
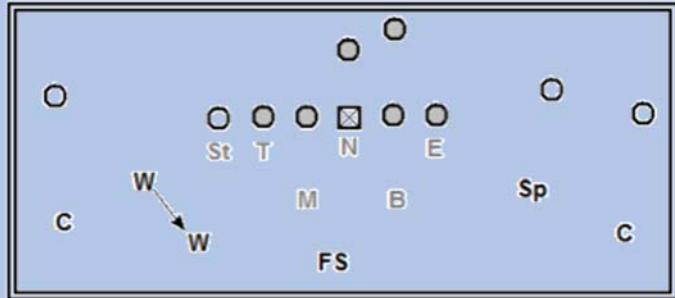
Splitting offensive formations in half allows different coverages calls on each side.

READ SIDE	
1 WR (single)	Cover 0 or 4
1 WR + TE (pro)	Cover 3, 4, or 5
2 WR (twins)	Cover 3, 4, 5
3 WR (trips)	see Trips packages
2 WR + TE (trey)	Trips Survivor

AWAY SIDE	
1 WR (single)	Solo, 3, 5
1 WR + TE (pro)	Cover 3 or 4
2 WR (twins)	Cover 0, 3, 5
1 TE (tight)	Solo, 3, 5

### 40 FRONT

SPUR goes to multiple WR side & is a contain / flat defender OLB.  
 WILL goes to AWAY side & could be a Cover 3 OLB or Cover 2/4 Safety.  
 F is the blitz adjuster.



#### SPUR hybrid

SPUR rule is "outflanked by 1, never by 2"  
 Always plays OLB. Re-route slot receivers.  
 contain on run and flat-wheel defender on pass.

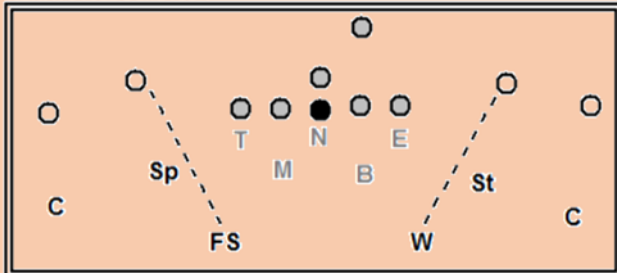
#### WILL hybrid

WILL doubles as an OLB and a safety.  
 Cover 3 is a re-routing, contain flat defender.  
 Weakside safety in Cover 2 and 4.

SPUR goes to multiple WR side,  
 not run strength

**SPUR is only OLB who learns how to defend trips**  
**WILL is only OLB who learns to play safety**

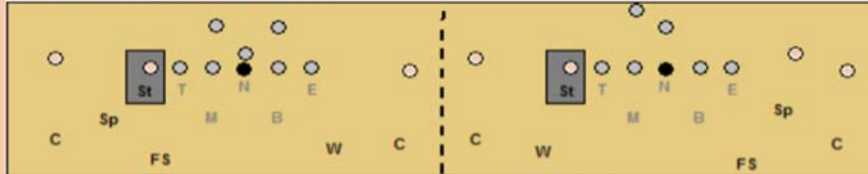
ALWAYS read 2 and rob 1



### 30 FRONT

STUD becomes contain/flat defender.  
 SPUR is the other OLB and still goes to the multiple WR side.  
 WILL drops back as second safety.

If TE on the line, STUD on the line

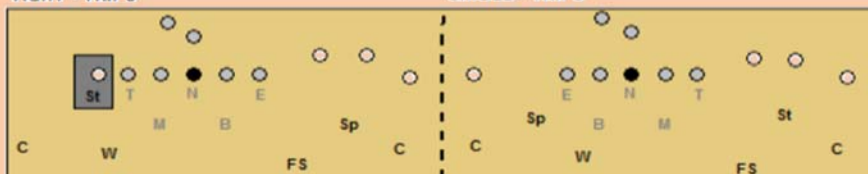


"TIGHT-TWO" puts SPUR on TE-WR flank.  
 WILL plays the Away coverage call.  
 STUD End has no pass responsibility

"TIGHT-ONE" call drops WILL back to 8yds. He reads TE and robs WR if TE runs any shallow routes.  
 STUD End has flats if TE releases on pass.

TIGHT - TRIPS

SINGLE - TRIPS



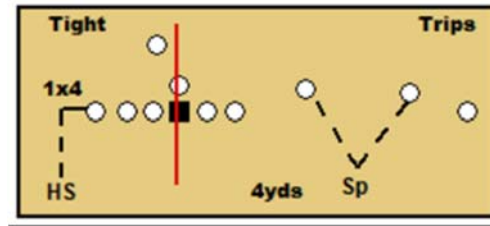
# HYBRIDS

We call our SPUR and WILL “hybrids” because they are both safeties and OLB. They are defensive backs and at most high schools, it is easier to find 5 DBs than 4 LB. On these drawings “HS” means that either the WILL or the SPUR could be in this alignment.

Basic rule of thumb is to widen out as more WR appear on your side.

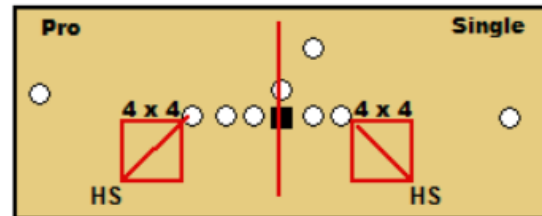
## No WR Outside of Me

Hang Alignment.  
 TE + 3RB on the LOS  
 TE + 2RB: 1x4 alignment



## One WR Outside of Me

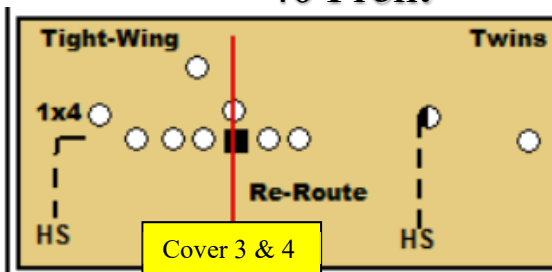
Prowl the Diagonal is our buzzword to move along the line that dissects the imaginary box. Movement depends on down-distance-tendencies....and most importantly on the genetics that the player’s momma gave him.



## Two WR Outside of Me

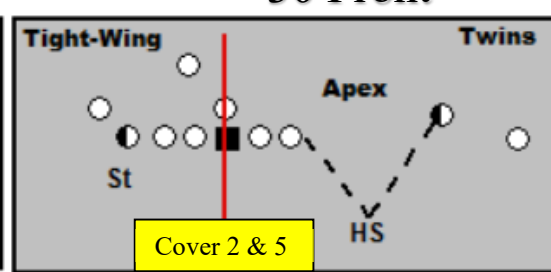
Cover 3 & 4: Re-Route. Inside eye of #2 at 4 yards. Re-Route with eyes on #1  
 Cover 2 & 5: Split EMOL and #2 (APEX). Run first...no Re-Route.

### 40 Front



Vs 2x2 or Empty, WILL would be on a #2 slot WR

### 30 Front

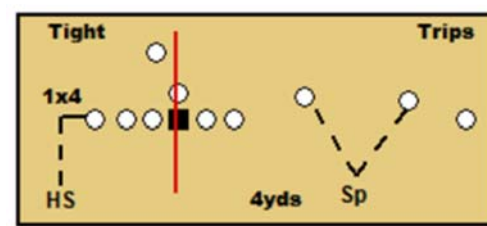


Vs 2x2 or Empty, STUD would be on a #2 slot WR

*"If they're tight, I'm tight"* STUD plays outside shade on TE in 30 FRONT

## Three WR Outside of Me

Alignment depends on TRIPS call. WILL Hybrid never plays OLB vs Trips



# FALCON & CORNER

This section shows why the FALCON is the coach on the field. Smartest player on defense.

## Falcon

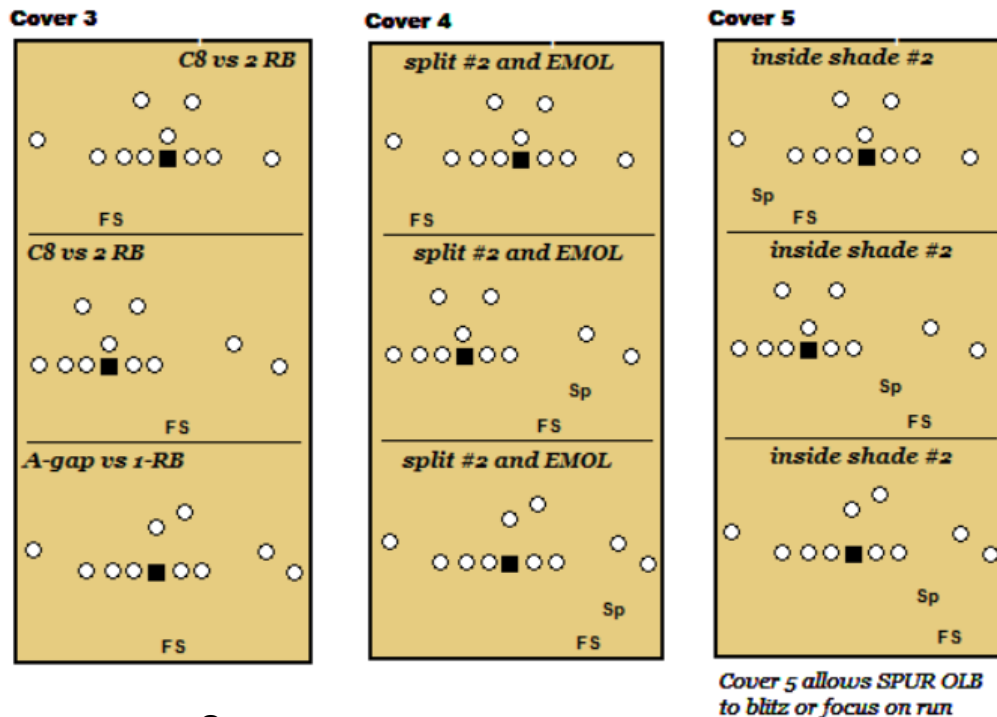
COVER 3: Falcon is in the C-gap, 8 yards off the LOS. We call this "C-8" alignment and do this vs 2-RB. Versus Twins-Tite and 2-RB, the Falcon plays A-gap so that he can help on run plays to the Tight End side.

He gets in the A-gap on passing strength side vs 1-RB. 8-10 yard depth.

COVER 4: Pretty simple. Split End Man on Line of Scrimmage (EMOL) and #2 WR.

COVER 5: Basically, he & the SPUR switch places so SPUR can focus on run or blitz.

Falcon is inside shade of #2 at 8-10yd depth. He is a deep 1/2 player.



## Corner

COVER 3 & 4: Inside shade of #1. We want to disguise which coverage we are in.

COVER 5: Outside shade at 5yds because CB has flats in Cover 5.

