

# 5-OUT OFFENSE

*Playbook*

Learn how to run the 5-Out Offense like  
Alabama, Creighton, Nebraska, and many more

COACH PETERMAN

# 5 Out Offenses

## Table of Contents

1.	5 Out Breakdown	8
1.1	5 Out Spacing	8
1.2	5 Out/Slice/Stagger	9
1.3	5 Out/Stagger/UCLA	10
2.	Continuity Offense and Counters	11
2.1	Ball Screen Continuity	11
2.2	Continuity Counters (Back Cut)	13
2.3	Continuity Counters (Cross Screen)	14
2.4	Continuity Counters (Fake Hand Off)	15
2.5	Continuity Counters (Flare Screen)	16
2.6	Continuity Counters (Non Shooting Big)	17
2.7	Continuity Counters (Seam Drive)	18
2.8	Continuity Counters (Weak Side Exchange)	19
3.	Popular Actions	20
3.1	Pistol Alignment	20
3.2	Pistol Action	21

## 5 Out Offenses - Contents (cont.)

3.3	Pistol Counter (Back Cut)	22
3.4	Strong Action	23
3.5	Strong Action Counter (Split Action)	24
3.6	Thru Action	25
3.7	Thru Action Counter (Back Cut)	26
3.8	Thru Action Counter (Split Action/Reject)	27
3.9	Thru Action Counter (UCLA Screen/Middle BS)	28
3.10	Zoom Action Break Down	29
3.11	Zoom Action (Chicago Strong)	30
3.12	Zoom Action (Chicago/Boston)	31
3.13	Zoom Action (Chicago/Triple)	32
3.14	Zoom Action (Twist)	33
3.15	Zoom Continuity	34
3.16	Zoom Set	35
3.17	Hand Backs	36
4.	BYU vs Houston	37
4.1	Middle Ball Screen/Reject/Kick Out	37
4.2	Pistol Action/Slip	38
4.3	Pistol/Middle Ball Screen	39
4.4	Pistol/Middle Ball Screen/Slip	40
4.5	Pistol/Reject/Slip	41
4.6	Pistol/Split Action/Pin Down/Reject	42

## 5 Out Offenses - Contents (cont.)

4.7	Pistol/Split Action/Roll Man	43
4.8	Pistol/Split/Kick Out 3	44
4.9	Strong/Split/DHO	46
4.10	Thru Action/Twist/Middle Ball Screen	47
5.	BYU vs Gonzaga	48
5.1	DHO (Transition)	48
5.2	Empty Side Ball Screen (Roll Man)	49
5.3	Hand Back/Short Roll/Kick Out	50
5.4	Middle Ball Screen (Pop)	51
5.5	Pistol Continuity (Middle Drive)	52
5.6	Strong (Back Screen/Side Ball Screen)	53
5.7	Strong (Split Action/Hand Off)	54
5.8	Thru Action (Empty Side Ball Screen)	55
5.9	Thru Action (MisDirection/Slip)	56
5.10	Thru Action (Pin Down/Middle Ball Screen/Pop)	57
6.	Alabama vs South Carolina	58
6.1	Flat Ball Screen/Kick Out	58
6.2	Flat/Lob	59
6.3	Flat/Pop	60
6.4	High Ball Screen (Transition)	61
6.5	High Ball Screen/Reject	62
6.6	High Ball Screen/Screen/ReScreen	63

## 5 Out Offenses - Contents (cont.)

6.7	Ram/Double Ball Screen	64
6.8	Ram/Double Screen/Stagger	65
6.9	Reject/Kick Out	66
6.10	Step Up/Kick Out 3	67
7.	Alabama vs Kansas State	68
7.1	Empty Side Ball Screen/Pop	68
7.2	Ghost Screen	69
7.3	Hand Back	70
7.4	Middle Ball Screen/Roll Man	71
7.5	Transition Side Ball Screen/Kick to 4 Man	72
7.6	Transition/5 Out Spacing/Kick Out	73
7.7	Zipper/Pin Down	74
7.8	Zoom Action/Cross Screen	75
7.9	Zoom Action/Elevator	76
7.10	Zoom Action/Stagger/Reject	77
8.	Creighton vs Villanova	78
8.1	Double Ball Screen	78
8.2	Dribble Weave/Ghost/Away Screen	79
8.3	High Ball Screen/Stagger	80
8.4	Pistol Action/Hand Back	81
8.5	Side Ball Screen/Flare	82
8.6	Side Ball Screen/Second Cut	83

## 5 Out Offenses - Contents (cont.)

8.7	Step Up/DHO/Hand Back	84
8.8	Thru Action/DHO	85
8.9	Thru Action/Ram/Reject/Kick	86
8.10	Thru Action/Ram/Side Ball Screen	87
9.	Creighton vs Marquette	88
9.1	Brush Cut/High Ball Screen	88
9.2	Flat Ball Screen	89
9.3	High Ball Screen/Away Screen	90
9.4	Pistol Action/ReScreen	91
9.5	Pistol Action/Stagger	92
9.6	Side Ball Screen	93
9.7	Side Ball Screen/Double Ball Screen	94
9.8	Stack/High Ball Screen/Back Door Lob	95
9.9	Strong Action	96
9.10	Zoom Action	97
10.	Canisius vs Niagara	98
10.1	DHO/Jumper	98
10.2	DHO/Kick	99
10.3	Flare	100
10.4	Flare/Back Cut	101
10.5	Flare/DHO	102
10.6	Flare/Dribble Jumper	103

## 5 Out Offenses - Contents (cont.)

10.7	Flare/Slip	104
10.8	High Ball Screen/Pop/Zoom Action	105
10.9	Side Ball Screen/Slip	106
10.10	UCLA Screen	107
10.11	UCLA Screen/Post Up	108
11.	Canisius vs Rider	109
11.1	Ball Reversal/Roller	109
11.2	Ball Screen/Slip	110
11.3	Brush Screen/Roller	111
11.4	DHO/Back Cut/DHO	112
11.5	DHO/Roller	113
11.6	DHO/Snap Back/Post Up	114
11.7	Side Ball Screen	115
11.8	Step Up Screen	116
11.9	Strong Action/High Low	117
11.10	UCLA Screen	118
12.	Richmond vs Davidson	119
12.1	Dribble At/Zoom/Reject/Empty Side Ball Screen	119
12.2	Elbow Entry/Split Action	120
12.3	Step Up/Pop/Empty Side Ball Screen	121
12.4	Strong Action/Empty Side Ball Screen	122
12.5	Strong Action/Ghost Screen	123

## 5 Out Offenses - Contents (cont.)

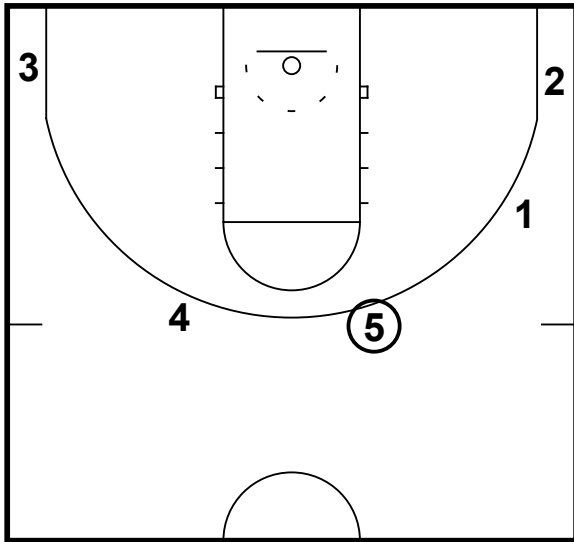
12.6	Strong/Back Cut	124
12.7	Strong/Reject	125
12.8	Thru Action/Post Up	126
12.9	Thru/Zoom Action	127
12.10	Transition/Hand Back	128
13.	Richmond vs Duquesne	129
13.1	Cross Screen/Basket Cut	129
13.2	Cross Screen/Hand Back	130
13.3	DHO/Split Action/Empty Side DHO	131
13.4	Dribble At/Back Cut	132
13.5	Ghost/Back Cut	133
13.6	Middle Ball Screen/Pop	134
13.7	Middle Ball Screen/Slip/Ghost	135
13.8	Strong/Zoom Action/Wrap	136
13.9	Thru Action/Split/DHO	138
13.10	Zoom Action/Nail Jumper	139



# 5 Out Offenses

## 5 Out Breakdown

### 5 Out Spacing

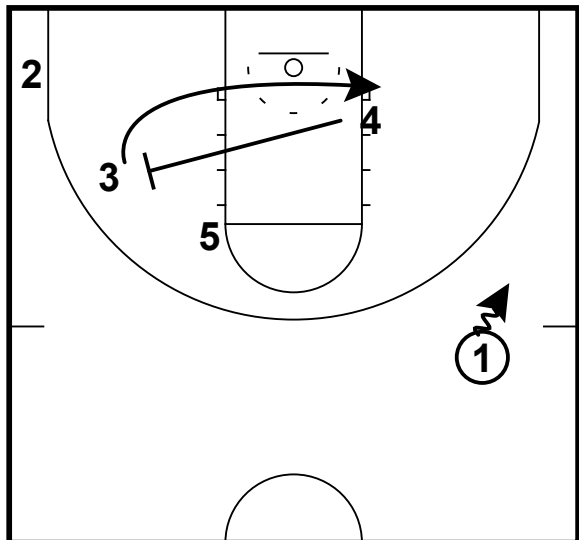


5 out offense is the hottest trend in college basketball  
5 out spacing allows more drives and cuts with the lane being open  
open  
Some of the negatives are getting to the foul line and poor rebounding  
Since defenses are being built to take away the 3 point shot,  
5 out spacing has become a necessity

# 5 Out Offenses

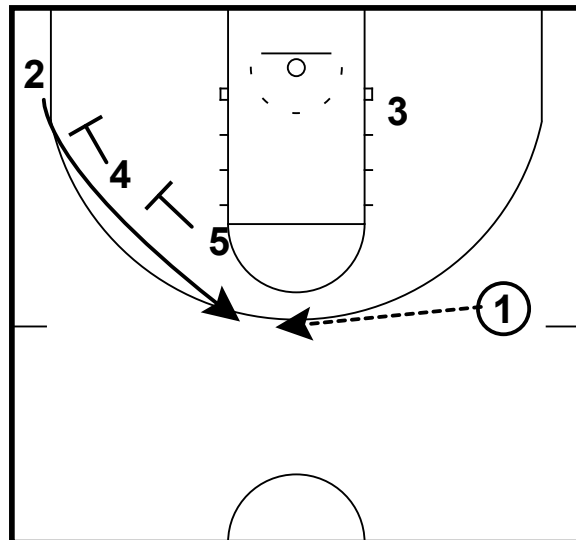
## 5 Out Breakdown

5 Out/Slice/Stagger



1 looks for 3 on the slice cut

5 Out/Slice/Stagger

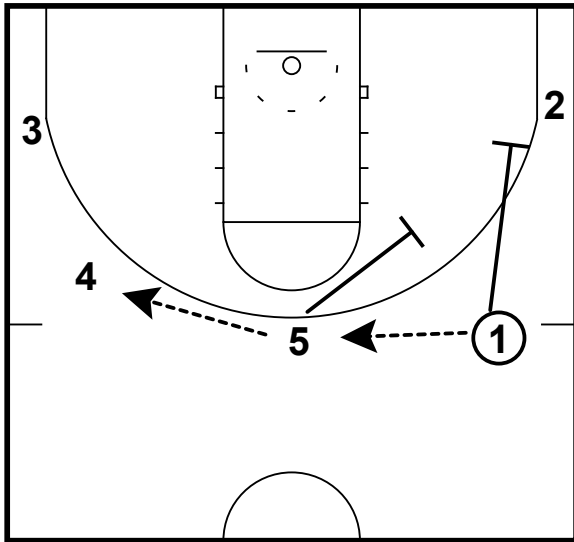


1 hits 2 coming off the stagger set by 4 and 5

# 5 Out Offenses

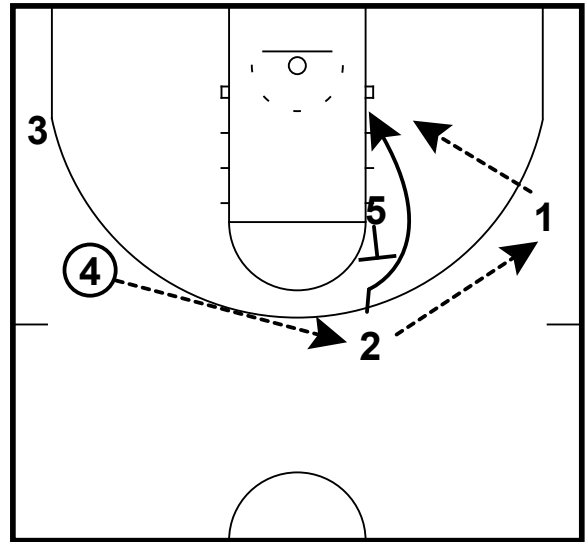
## 5 Out Breakdown

5 Out/Stagger/UCLA



Ball is reversed to 4  
1 and 5 set stagger for 2

5 Out/Stagger/UCLA

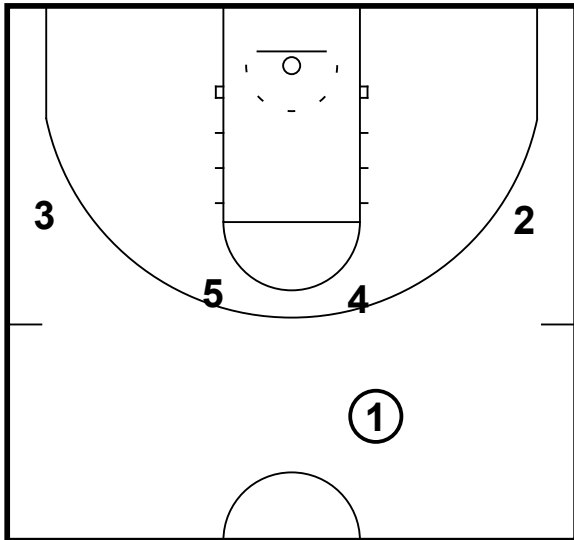


4 hits 2 coming off the stagger  
2 passes to 1 at the wing  
1 hits 2 cutting off the UCLA screen set by 5

# 5 Out Offenses

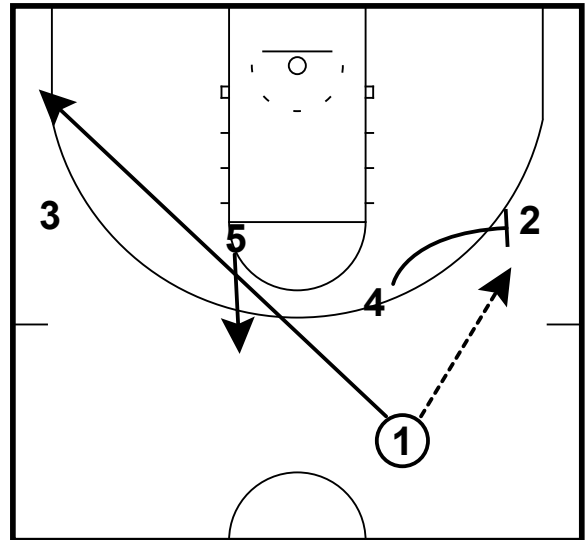
## Continuity Offense and Counters

Ball Screen Continuity



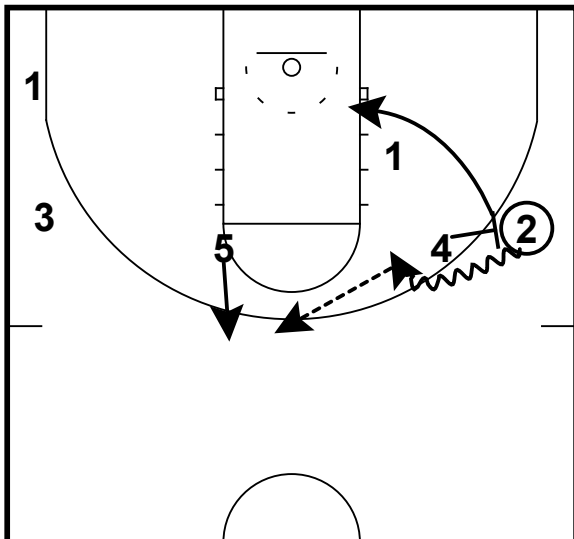
The most popular 5 out alignment is the continuity ball screen offense  
 The 3 guards only go inside the 3 point line to cut to the other side of the court  
 The 2 bigs (4 & 5) roll to the basket after setting side ball screens  
 They move back up to the slot if they don't receive a pass on the roll

Ball Screen Continuity



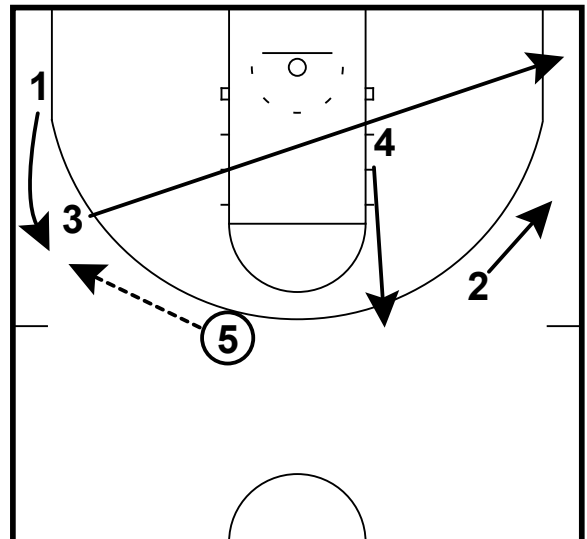
Continuity starts out with an empty side ball screen  
 1 fills opposite after making pass to wing (2)  
 Empty side ball screen allows a couple of options on the roll  
 Wing can reject ball screen for baseline drive  
 Wing can make pocket pass to roll man  
 The other option is the pick and pop with the big

Ball Screen Continuity



2 reverses the ball to 5 if 4 is not open on the roll

Ball Screen Continuity

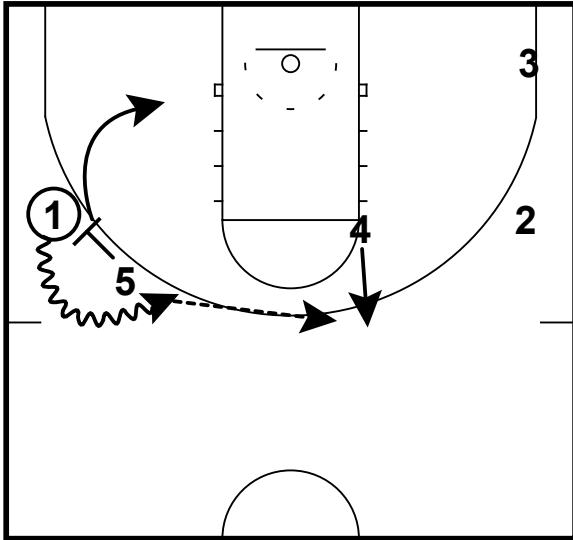


3 back cuts to opposite corner  
 5 passes to 1 lifting to the wing

# 5 Out Offenses

## Continuity Offense and Counters

### Ball Screen Continuity

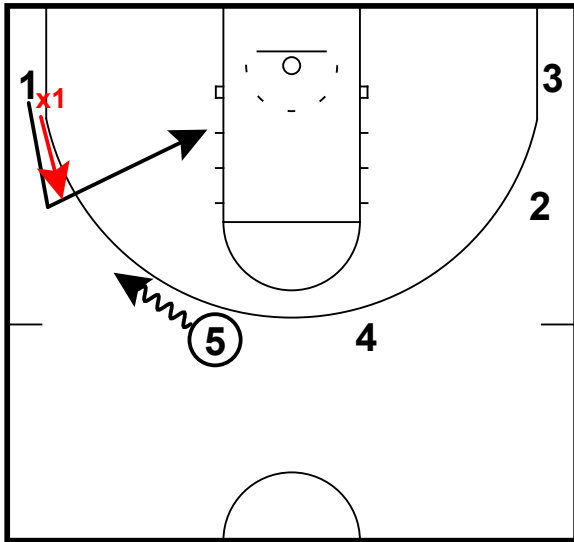


Empty side ball screen is set again by 5  
5 can slip if defender gets above him  
Ball is reversed again  
2 will back cut  
3 lifts

# 5 Out Offenses

## Continuity Offense and Counters

### Continuity Counters (Back Cut)

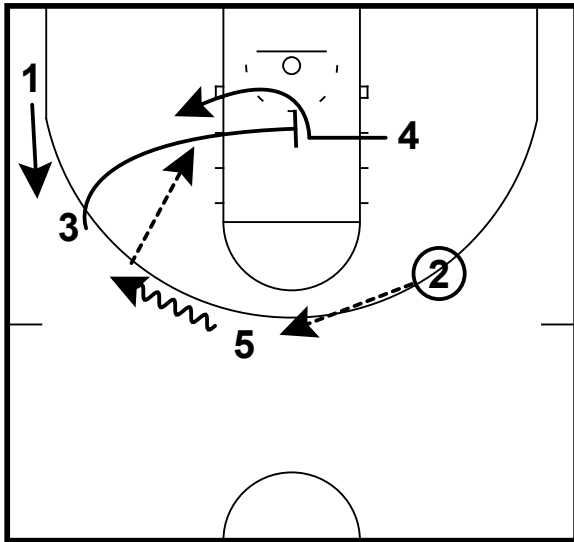


A lot of defenses try to deny the pass or blow up the dribble hand off with the wing  
It is an automatic back cut if defender is above the 3 point line

# 5 Out Offenses

## Continuity Offense and Counters

### Continuity Counters (Cross Screen)

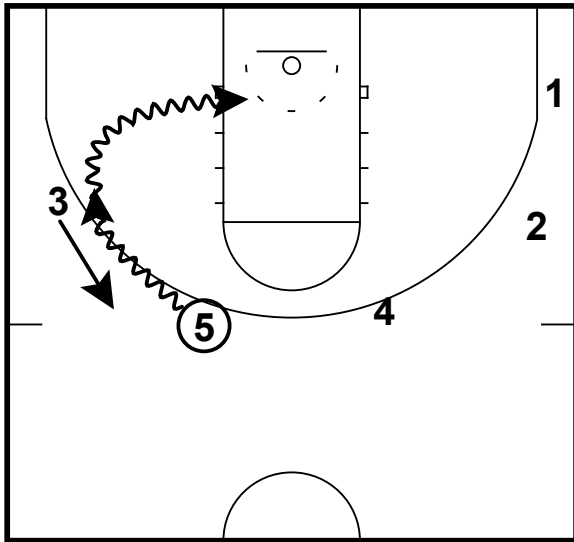


3 sets a cross screen for 4  
5 looks for 4 on post up

# 5 Out Offenses

## Continuity Offense and Counters

Continuity Counters (Fake Hand Off)



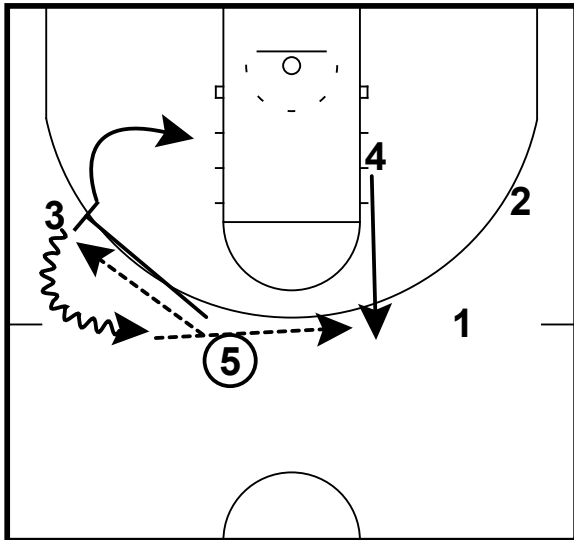
Another counter to keep defenses playing honest is faking the hand off  
Good counter if defense is switching



# 5 Out Offenses

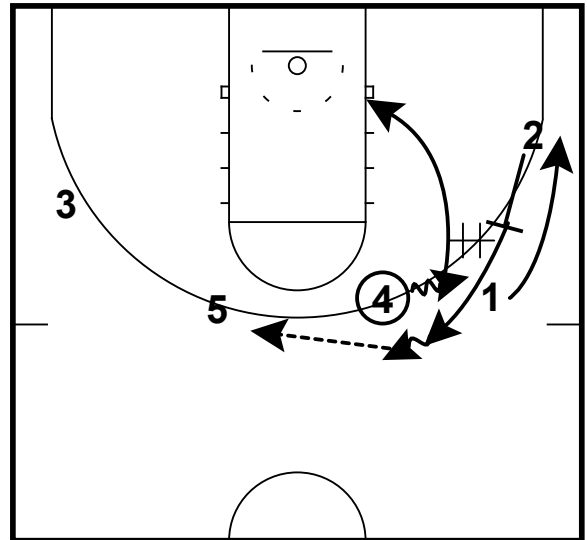
## Continuity Offense and Counters

Continuity Counters (Flare Screen)



Offense runs normal continuity  
Ball is reversed to 4

Continuity Counters (Flare Screen)

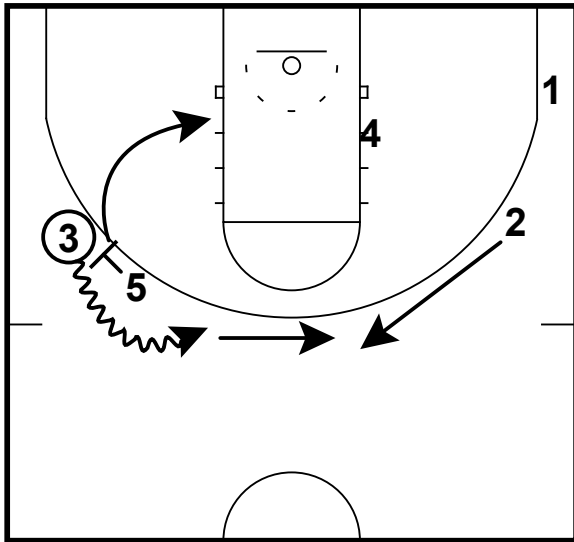


2 receives flip or hand off from 4 after setting flare screen for 1  
2 looks for 4 on the roll  
Ball is reversed to 5  
Offense is still in continuity

# 5 Out Offenses

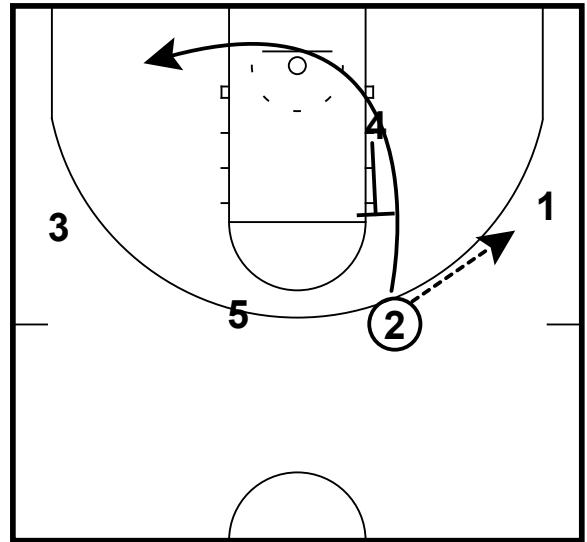
## Continuity Offense and Counters

Continuity Counters (Non Shooting Big)



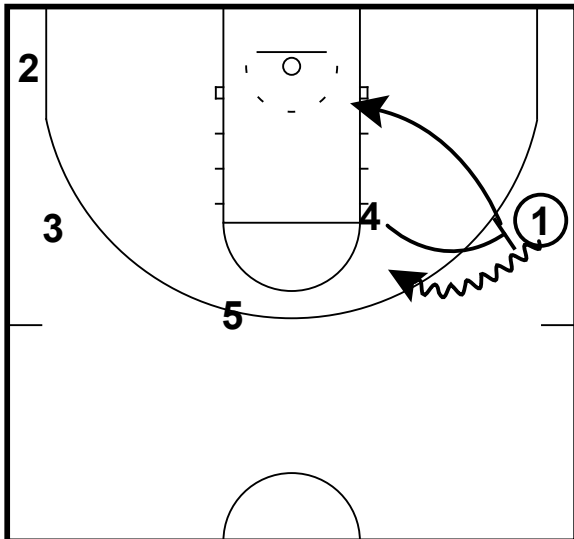
If you have a non shooting big, you should keep them low on the block as much as possible  
 2 will lift for ball reversal  
 2 can look for 4 on the duck in

Continuity Counters (Non Shooting Big)



2 passes to wing  
 4 steps up to set UCLA screen for 2

Continuity Counters (Non Shooting Big)

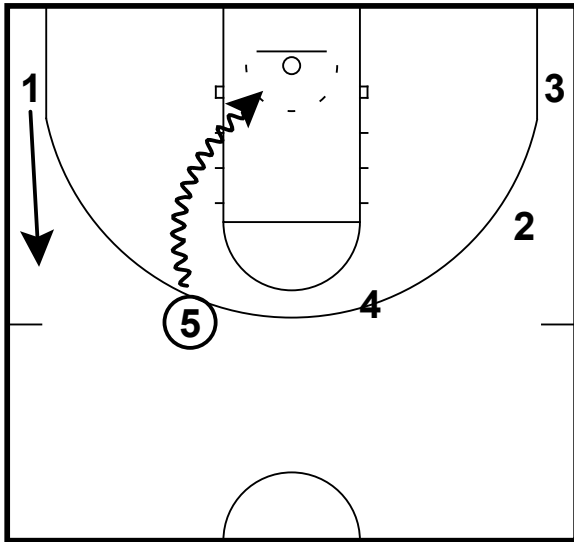


After setting UCLA screen, 4 sprints out to set empty side ball screen

# 5 Out Offenses

## Continuity Offense and Counters

### Continuity Counters (Seam Drive)

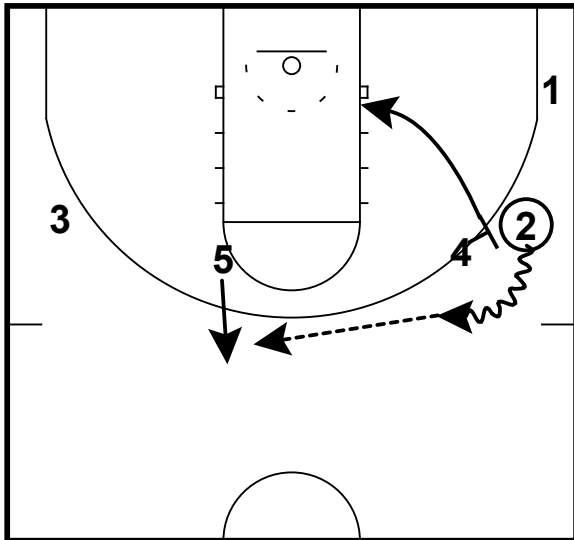


The seam drive is an option if you have a big that can put the ball on the floor  
5 attacks off the dribble after 3 back cuts  
1 lifts

# 5 Out Offenses

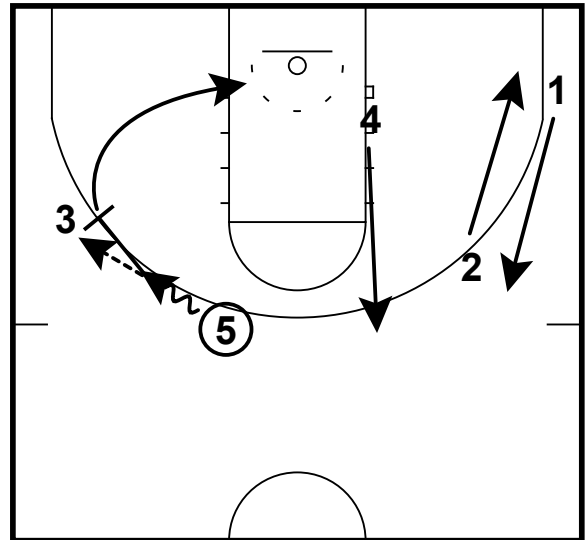
## Continuity Offense and Counters

Continuity Counters (Weak Side Exchange)



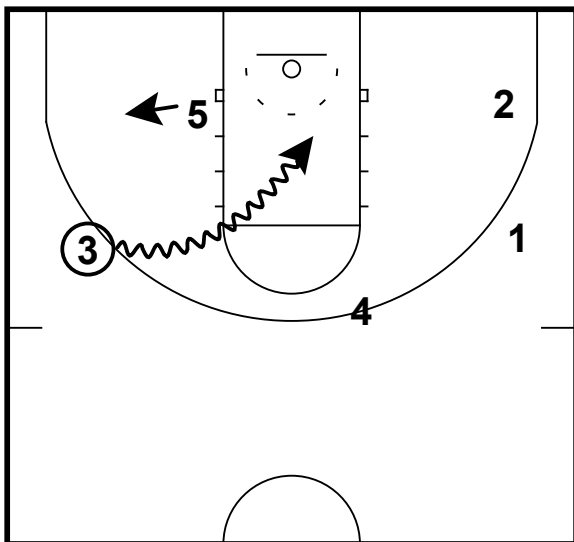
Ball is reversed to 5

Continuity Counters (Weak Side Exchange)



Empty side ball screen is run with 5 and 3  
2 and 1 exchange on the weak side  
4 lifts

Continuity Counters (Weak Side Exchange)

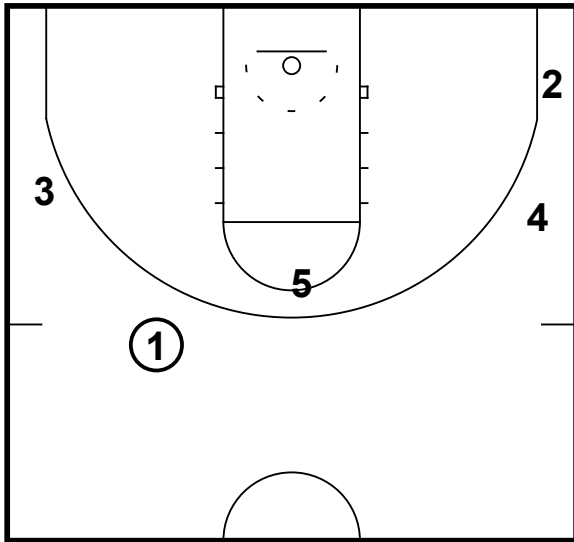


Weak side exchange occupies weak side help  
Allows easy drive for 3

# 5 Out Offenses

## Popular Actions

Pistol Alignment

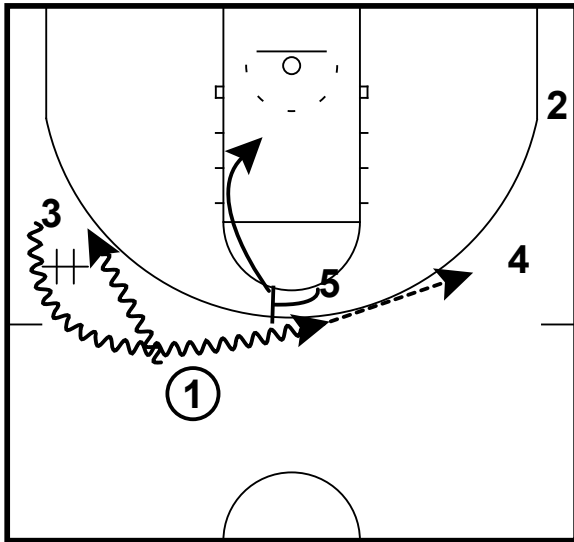


Pistol alignment has 4 guards around the perimeter with the 5 man continuously setting ball screens and rolling to the basket

# 5 Out Offenses

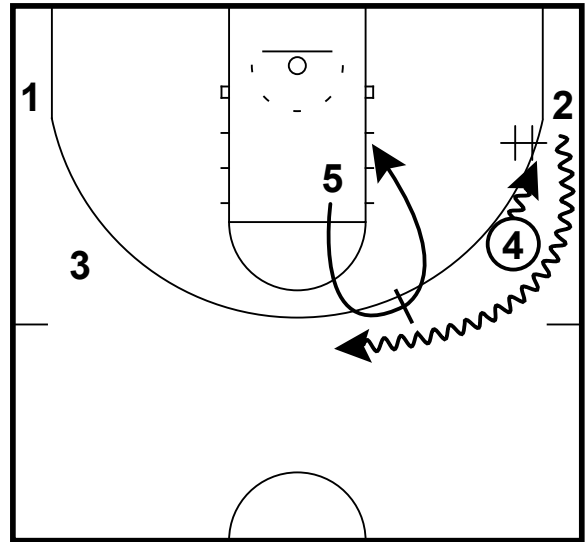
## Popular Actions

Pistol Action



Pistol Action is a dribble hand off into a ball screen  
The ball is reversed to 4 if the 5 man is not open on the roll

Pistol Action

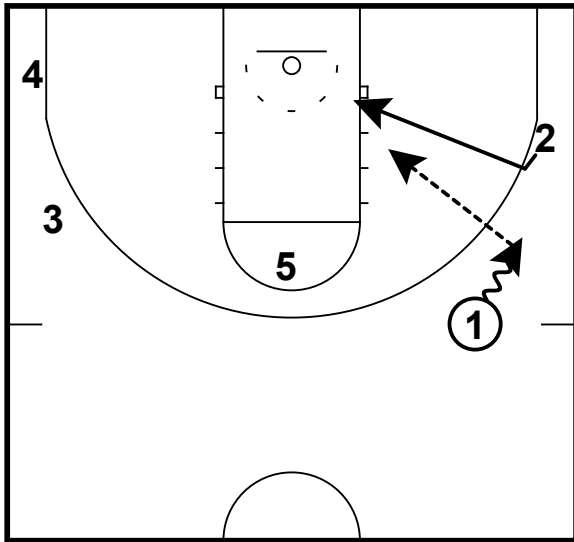


Continuity continues on the other side with the dribble hand off  
and middle ball screen set by 5

# 5 Out Offenses

## Popular Actions

Pistol Counter (Back Cut)

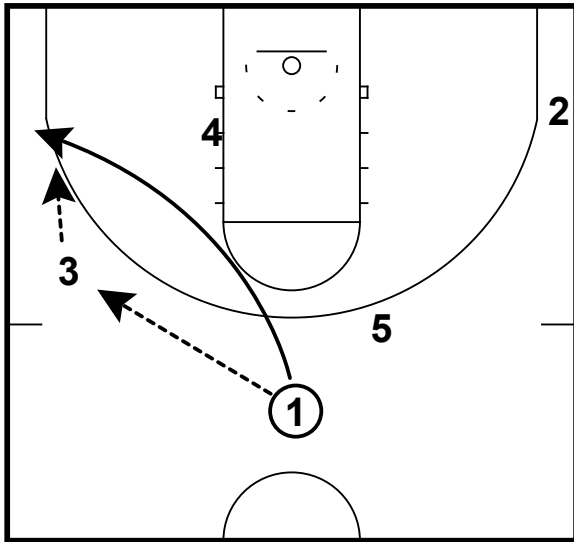


If the defense tries to switch or deny the hand off the wing cuts back door

# 5 Out Offenses

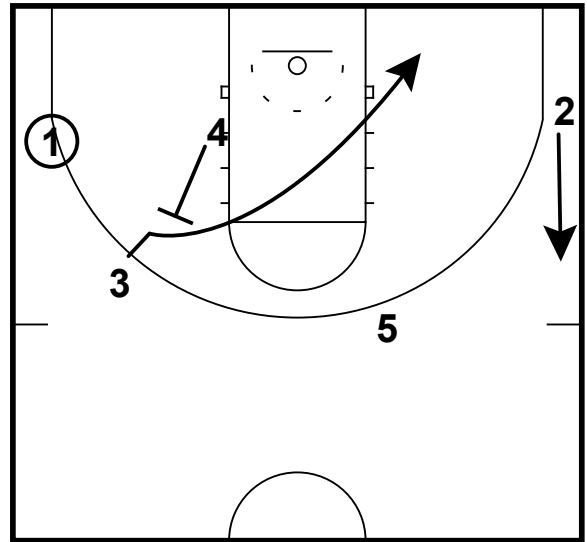
## Popular Actions

Strong Action



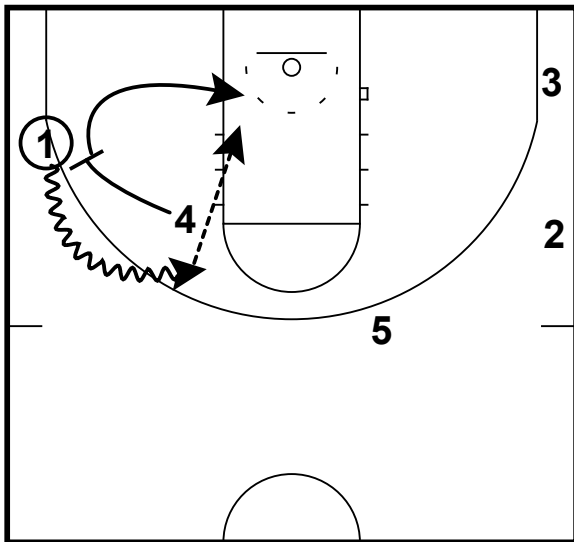
1 now fills strong side after making pass to the wing

Strong Action



3 passes back to 1 then cuts off back screen set by 4

Strong Action



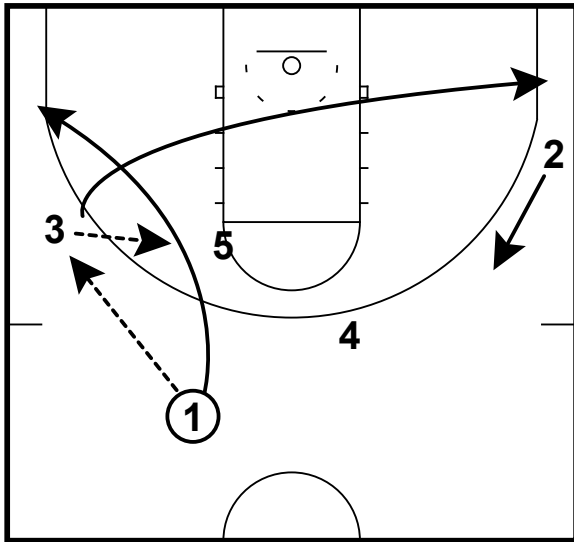
4 sprints into empty side ball screen for 1  
1 hits 4 on the roll



# 5 Out Offenses

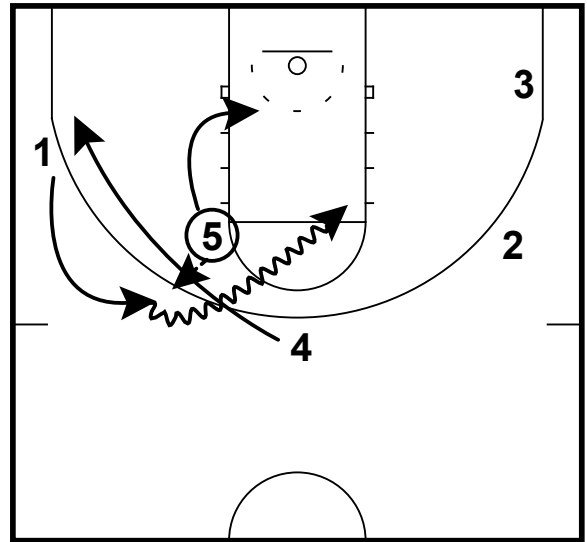
## Popular Actions

Strong Action Counter (Split Action)



3 hits 5 at the elbow then basket cuts

Strong Action Counter (Split Action)

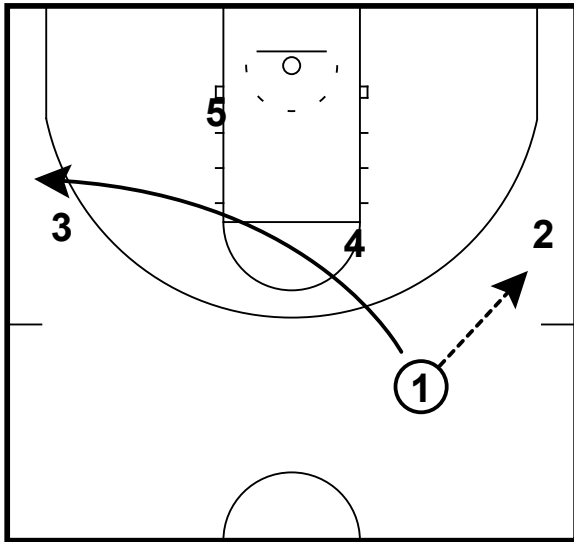


4 and 1 run split action  
5 flips to 1  
5 rolls to the basket  
1 attacks lane for floater

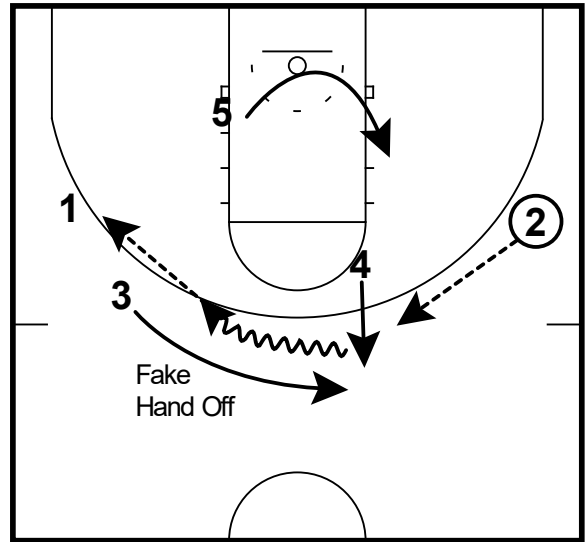
# 5 Out Offenses

## Popular Actions

Thru Action



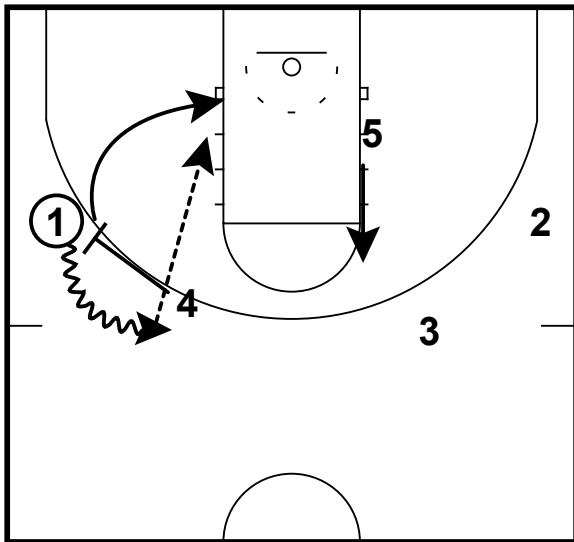
Thru Action



Thru action is 5 out spacing  
 This action allows you to have 2 bigs playing at the same time  
 You now have 2 screeners rather than 1 in pistol action

2 passes to 4 in the slot  
 4 fakes hand off to 3 then passes to 1 at the wing  
 5 fills slot vacated by 4

Thru Action

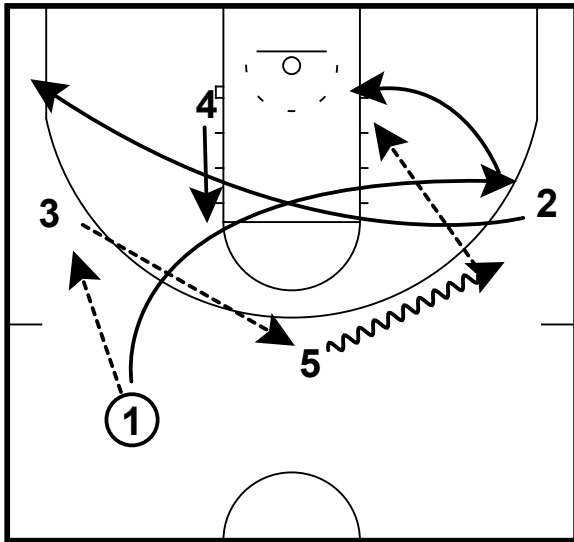


1 hits 4 on the roll

# 5 Out Offenses

## Popular Actions

Thru Action Counter (Back Cut)

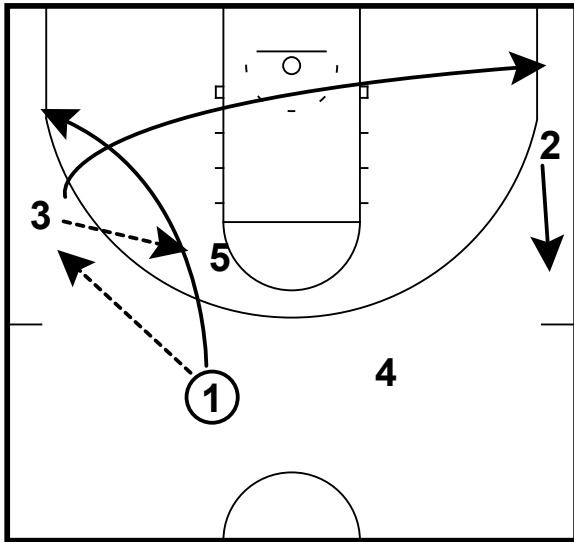


If the defense tries to deny wing entry pass  
5 looks to hit 1 on the back cut

# 5 Out Offenses

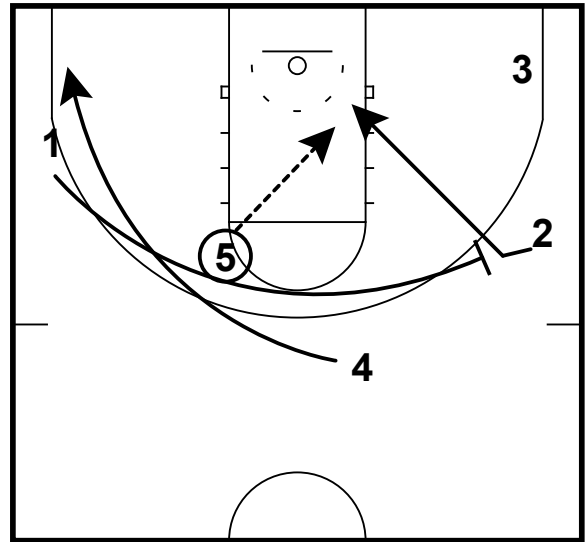
## Popular Actions

Thru Action Counter (Split Action/Reject)



- 3 hits 5 at the elbow
- 2 lifts to wing
- 3 fills corner

Thru Action Counter (Split Action/Reject)

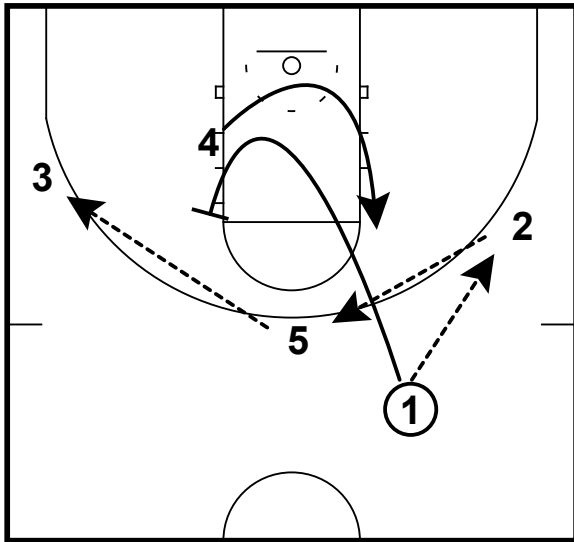


- 1 and 4 run split action
- 5 hits 2 rejecting screen set by 1

# 5 Out Offenses

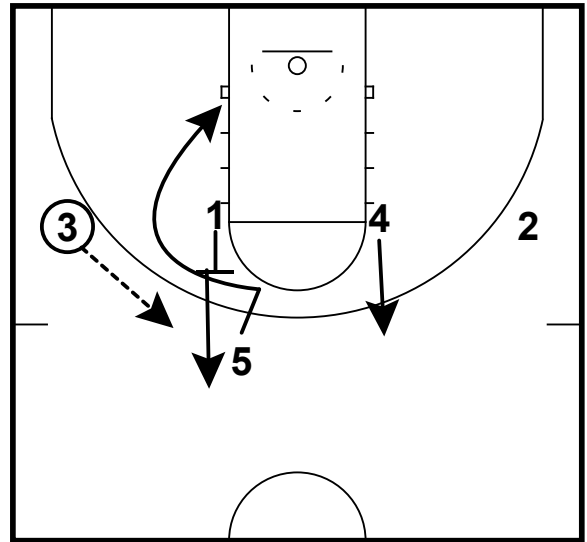
## Popular Actions

Thru Action Counter (UCLA Screen/Middle BS)



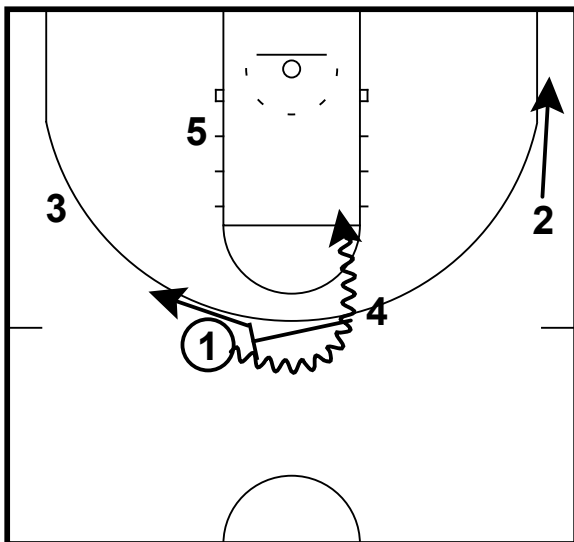
Play starts with normal thru action  
 Rather than filling to the wing  
 1 sets a UCLA screen for 5

Thru Action Counter (UCLA Screen/Middle BS)



3 looks for 5 on the cut and post up  
 1 pops to the top to receive pass from 3

Thru Action Counter (UCLA Screen/Middle BS)

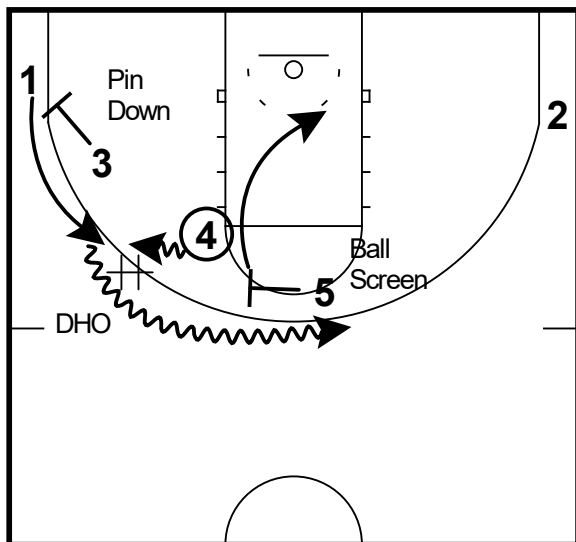


4 pops after setting middle ball screen for 1

# 5 Out Offenses

## Popular Actions

### Zoom Action Break Down



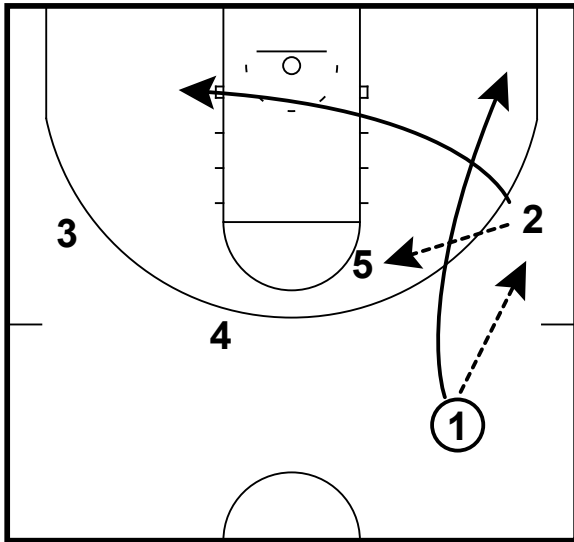
Zoom action is when 3 and sometimes 4 players work together to get 1 player open with a pin down, dribble hand off or a ball screen

Zoom is not just used in 5 out offenses  
It is also being used as a set and continuity

# 5 Out Offenses

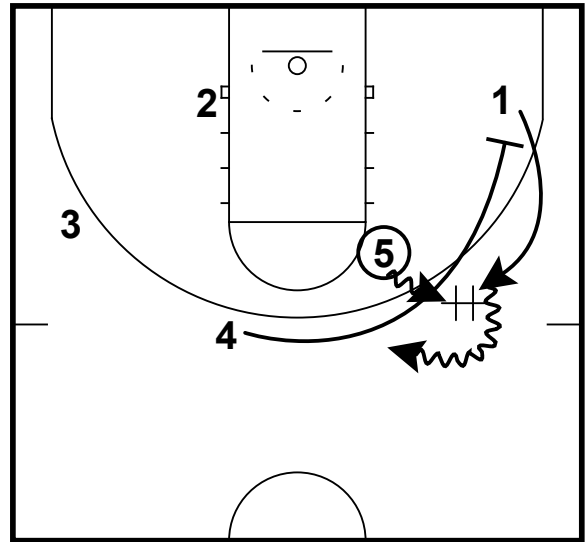
## Popular Actions

Zoom Action (Chicago Strong)



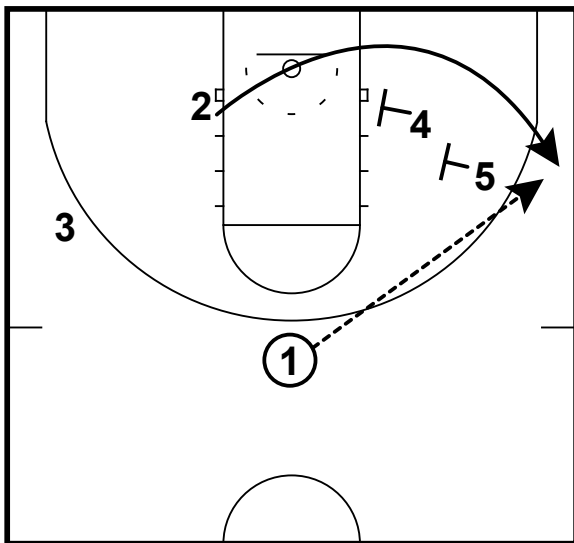
1 passes to 2 at the wing then fills strong side corner  
2 passes to 5 at the elbow then cuts to opposite block

Zoom Action (Chicago Strong)



4 sprints around 5 and sets a pin down for 1  
5 runs dribble hand off with 1

Zoom Action (Chicago Strong)

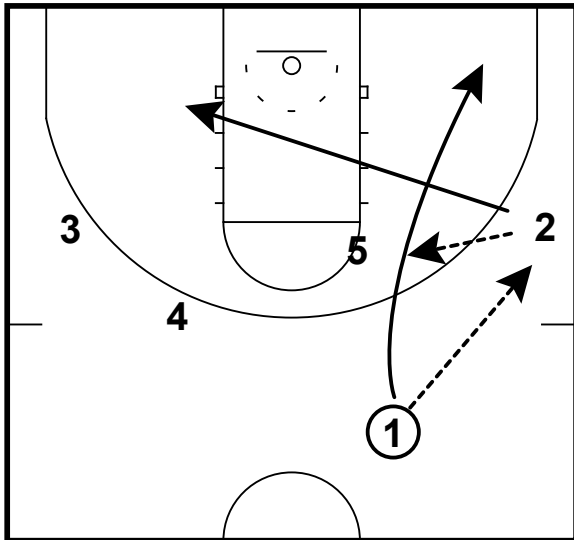


1 hits 5 cutting off the double stagger

# 5 Out Offenses

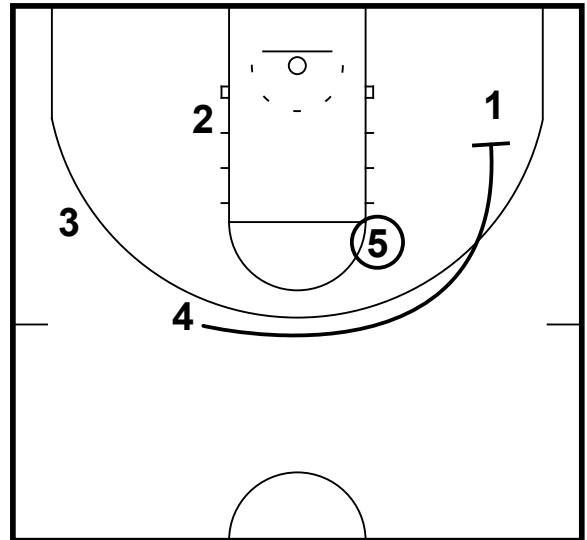
## Popular Actions

Zoom Action (Chicago/Boston)



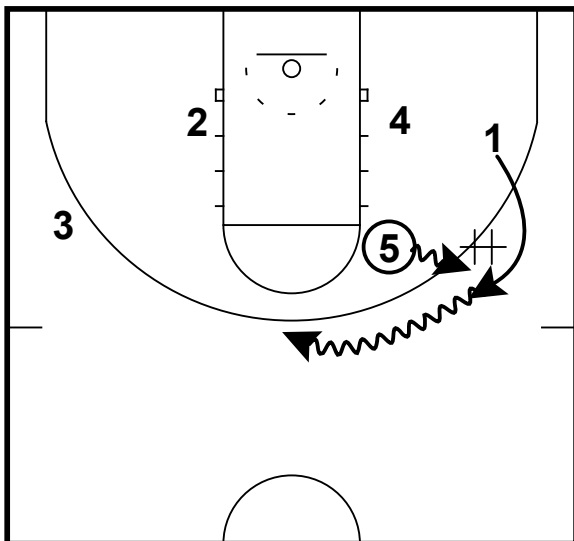
1 fills strong side corner  
2 empties to opposite block after passing to 5 at the elbow

Zoom Action (Chicago/Boston)



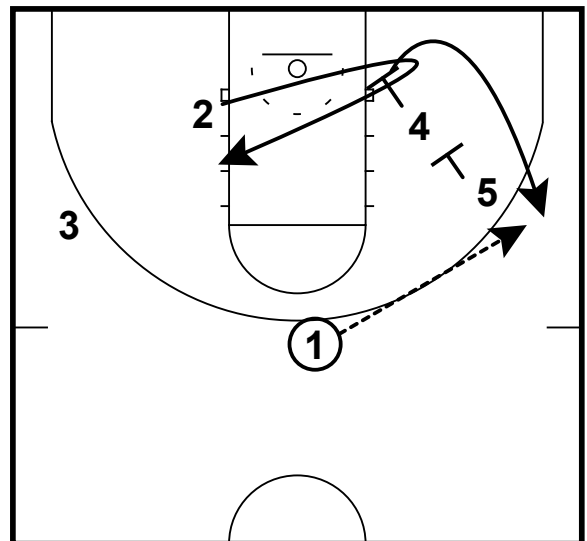
4 sprints around 5 to set pin down for 1

Zoom Action (Chicago/Boston)



5 runs DHO with 1

Zoom Action (Chicago/Boston)



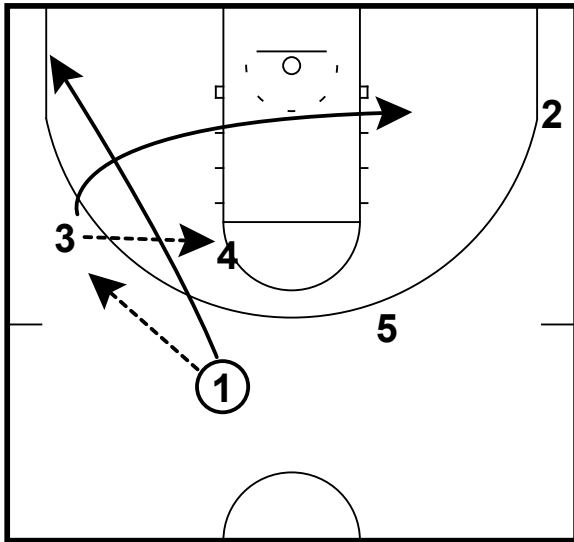
2 curls off screen set by 4  
1 passes to 4 popping on pin down set by 5



# 5 Out Offenses

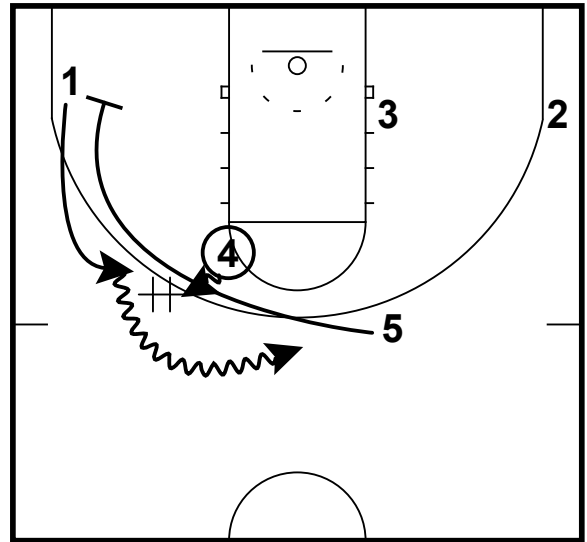
## Popular Actions

Zoom Action (Chicago/Triple)



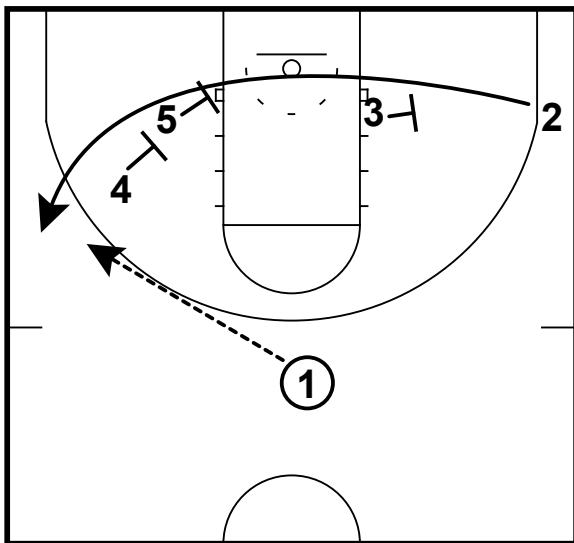
1 fills strong side wing after passing to 3  
3 passes to 4 then cuts to opposite block

Zoom Action (Chicago/Triple)



5 sets pin down for 1  
1 and 4 run dribble hand off

Zoom Action (Chicago/Triple)

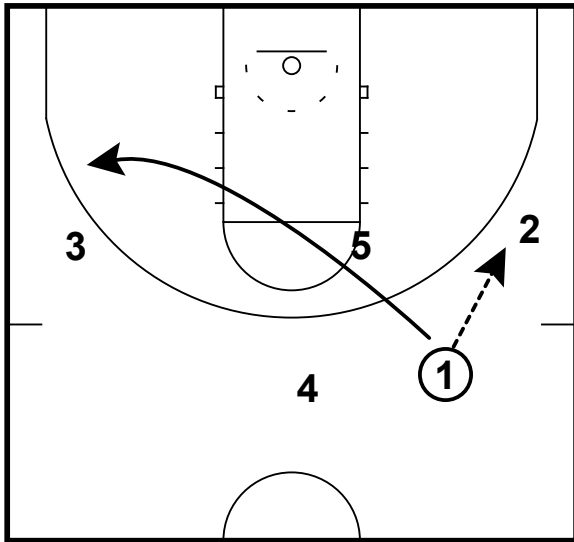


1 hits 2 sprinting off screens set by 3,4 and 5

# 5 Out Offenses

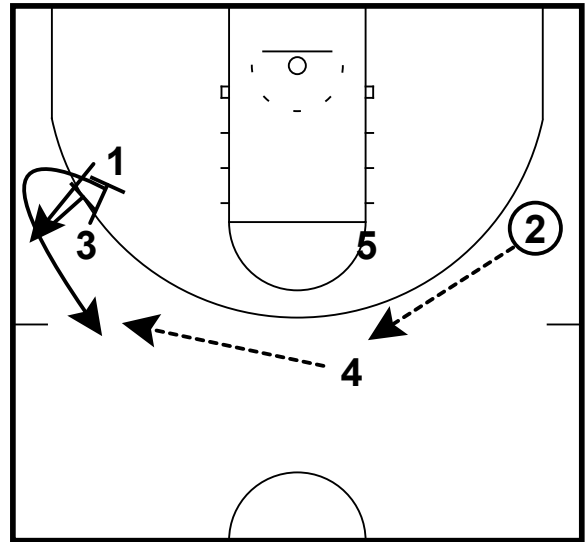
## Popular Actions

Zoom Action (Twist)



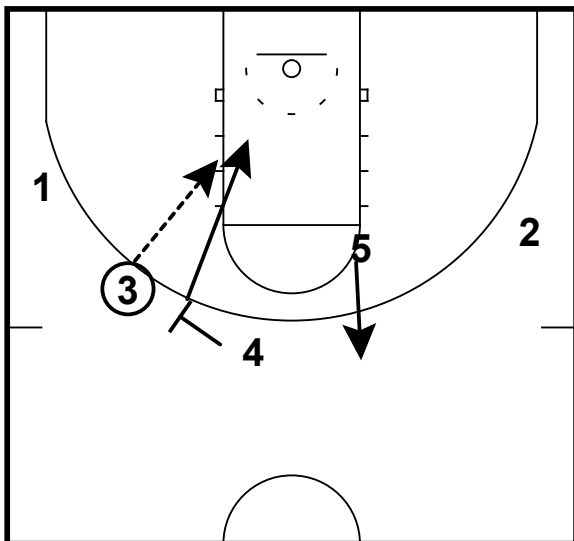
1 passes to 2 and runs thru action

Zoom Action (Twist)



2 reverses ball back to the top to 4  
 3 and 1 run "twist action"  
 3 sets a pin down for 1  
 1 immediately pivots and sets a pin down for 3  
 4 passes to 3 on the cut

Zoom Action (Twist)

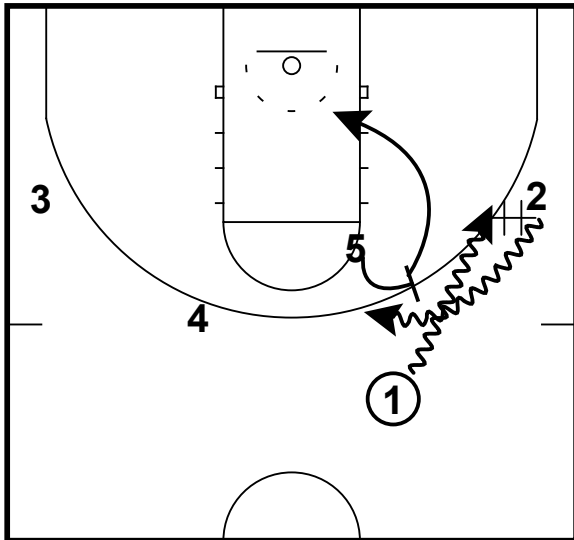


3 hits 4 on the slip

# 5 Out Offenses

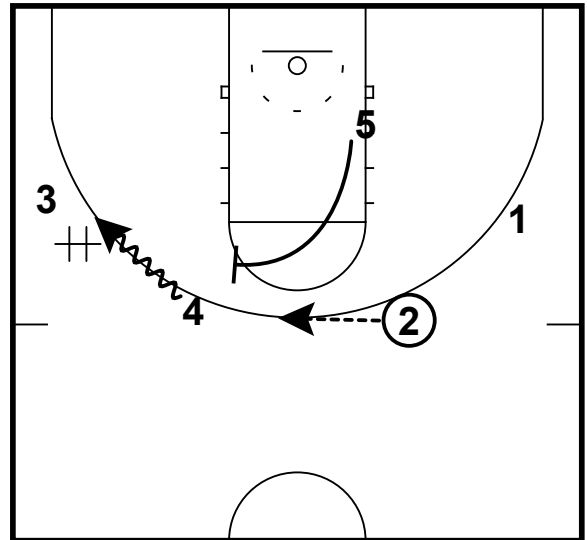
## Popular Actions

Zoom Continuity



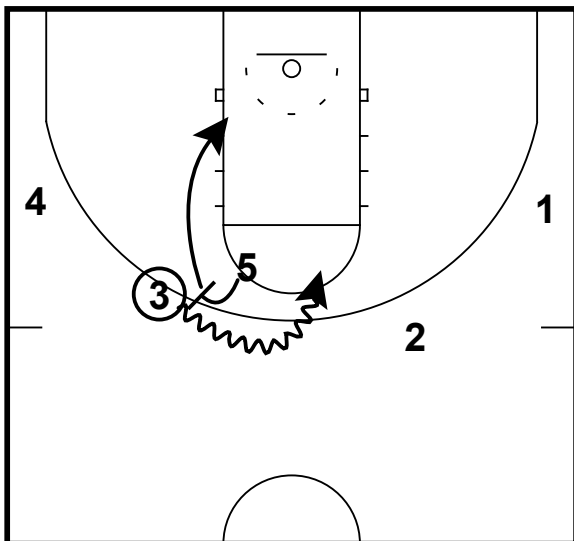
Zoom continuity has 4 players spaced around the perimeter  
5 is the continuous screener and roll man

Zoom Continuity



Ball is reversed to 4  
4 and 3 run DHO

Zoom Continuity

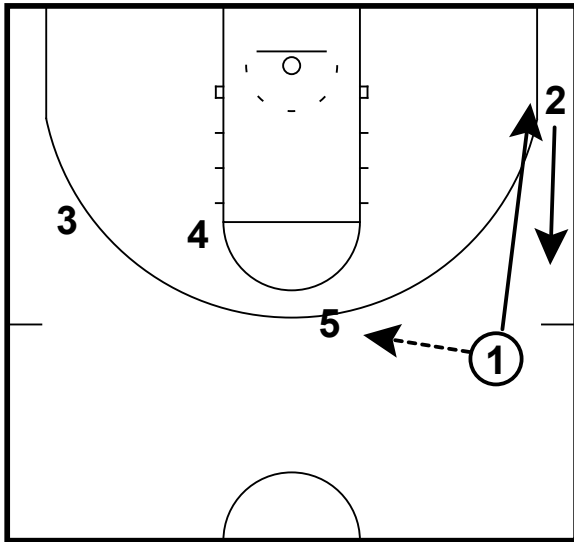


5 rolls to basket after setting ball screen for 3  
It is important that the offense read the denial and over play on hand offs  
Bigs also need to slip the screen to keep the defense playing honest

# 5 Out Offenses

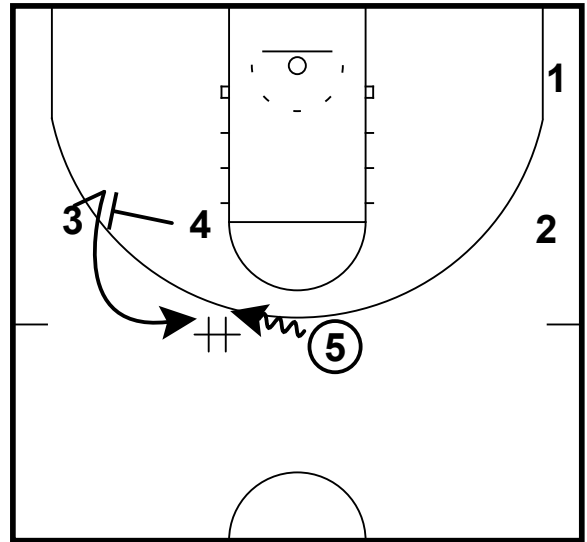
## Popular Actions

Zoom Set



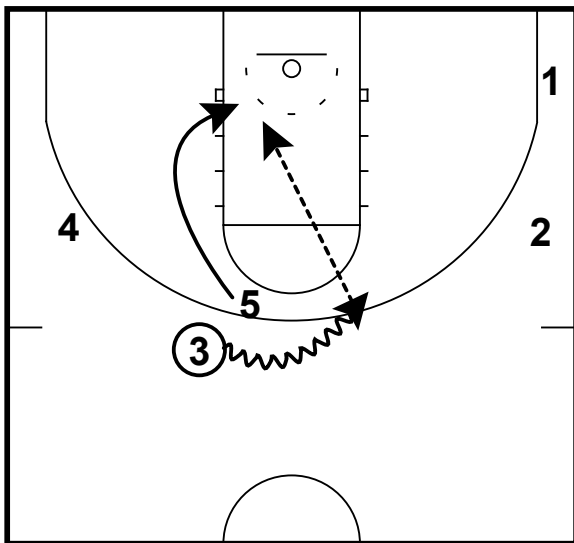
1 passes to 5 at the top of the key  
1 and 2 exchange

Zoom Set



3 cuts off pin down set by 4  
5 runs dribble hand off with 4

Zoom Set

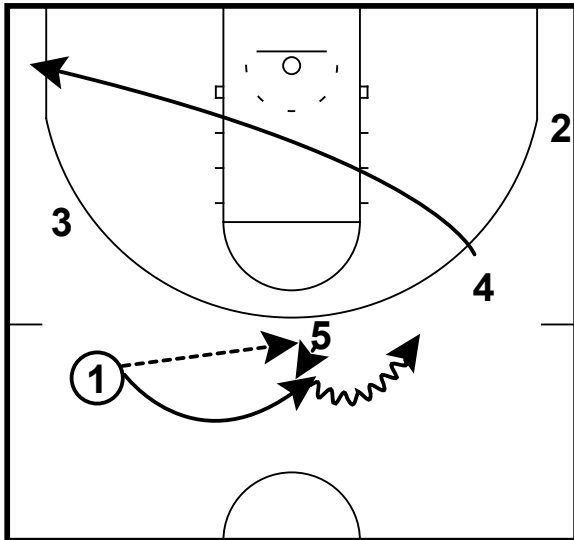


3 hits 5 on the roll

# 5 Out Offenses

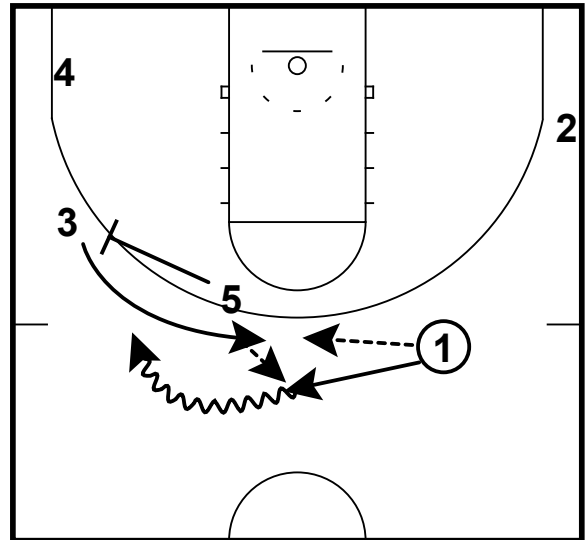
## Popular Actions

Hand Backs



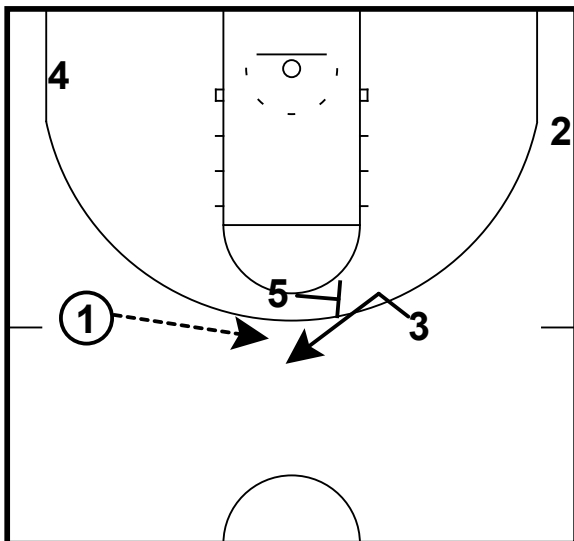
1 passes to 5 at the top of the key  
1 sprints behind 5 to get the ball back

Hand Backs



1 passes to 3 cutting off pin down set by 5  
3 flips ball back to 1

Hand Backs

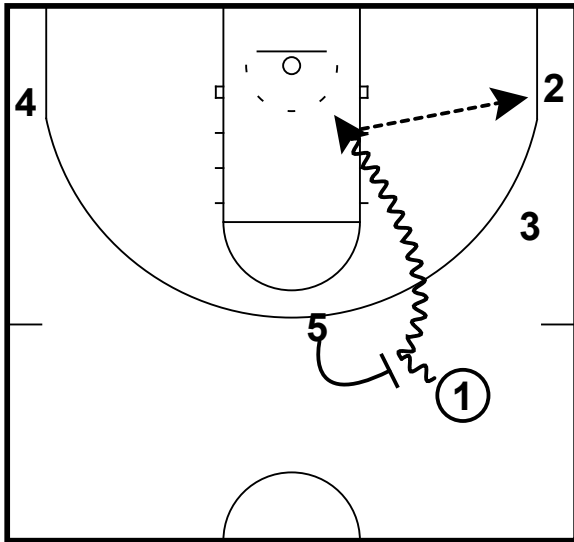


5 sprints over to screen 3  
1 hits 3 on the straight cut  
It is important that the cutter reads the defender  
They also have the option to curl, reject or fade

# 5 Out Offenses

## BYU vs Houston

Middle Ball Screen/Reject/Kick Out

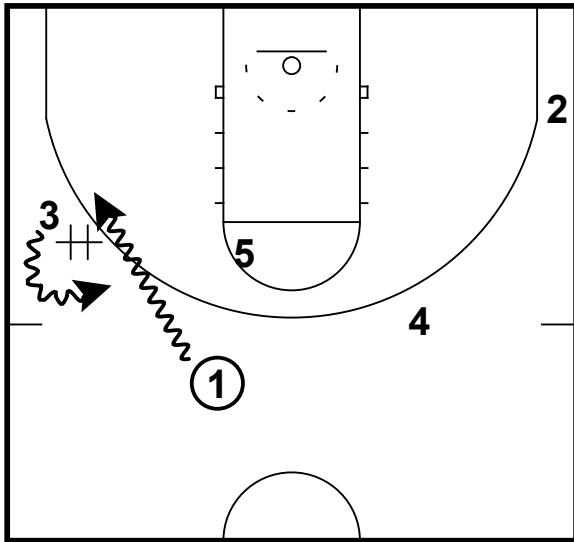


- 1 rejects middle ball screen set by 5
- 1 gets down hill and kicks to 2 in the corner for 3

# 5 Out Offenses

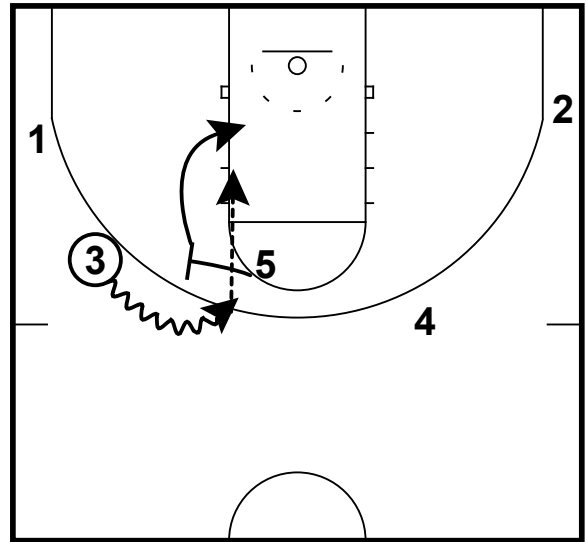
## BYU vs Houston

Pistol Action/Slip



1 and 3 run DHO

Pistol Action/Slip

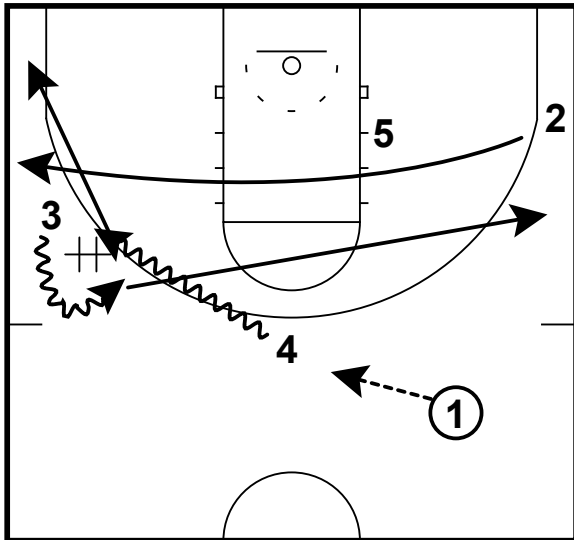


3 hits 5 on the slip

# 5 Out Offenses

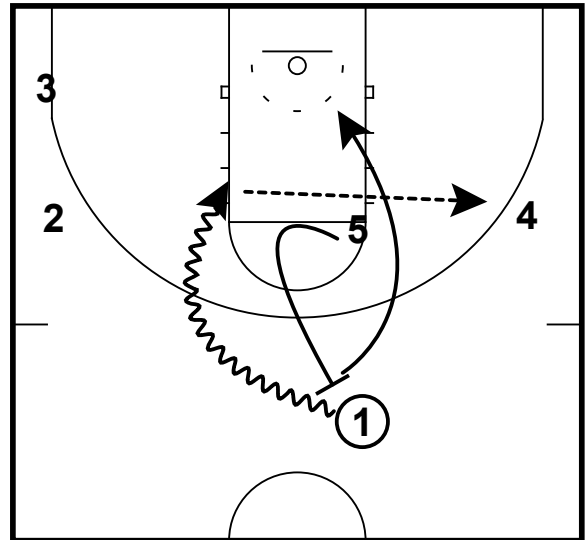
## BYU vs Houston

Pistol/Middle Ball Screen



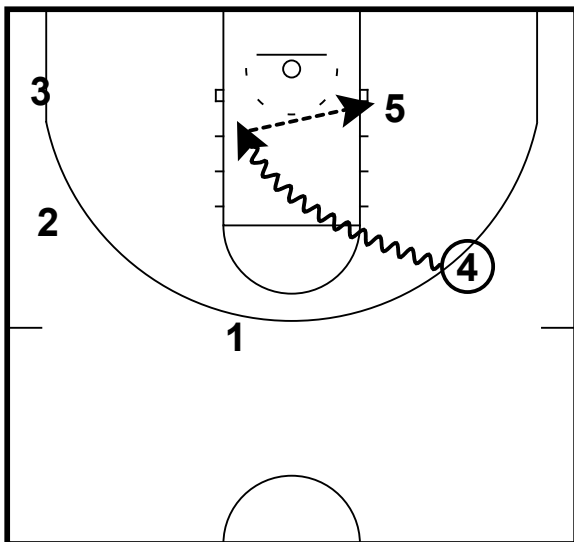
4 runs DHO with 3  
 3 passes to 1 at the top  
 3 and 2 exchange wings

Pistol/Middle Ball Screen



5 sets middle ball screen and rolls to the basket

Pistol/Middle Ball Screen



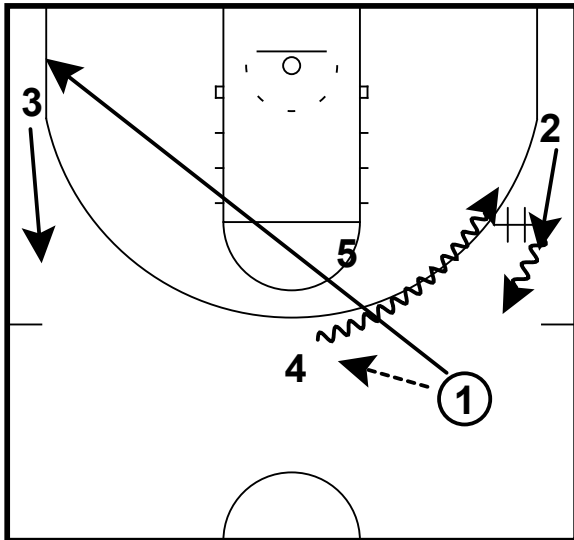
4 attacks middle on the catch  
 Defender on 5 rotates to help on drive  
 4 dishes to 5



# 5 Out Offenses

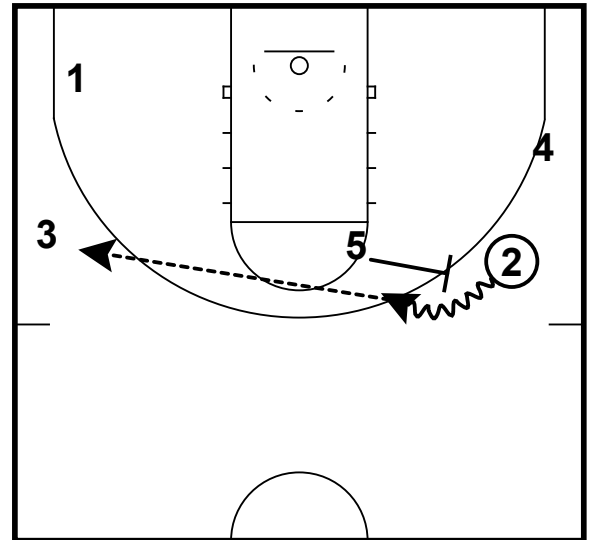
## BYU vs Houston

Pistol/Middle Ball Screen/Slip



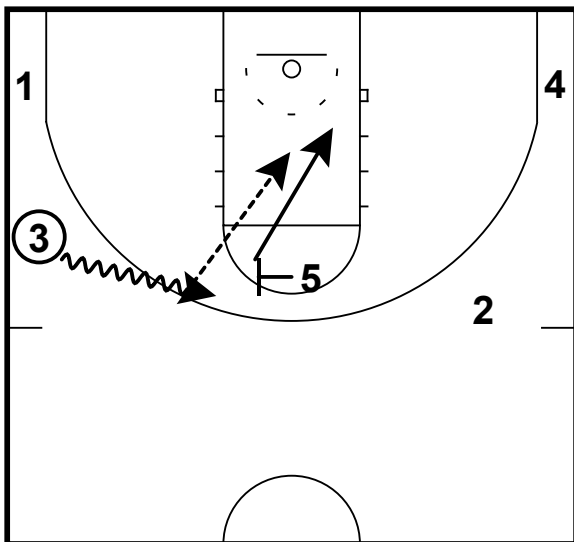
4 runs DHO with 2  
1 fills opposite corner  
3 lifts

Pistol/Middle Ball Screen/Slip



5 sets ball screen for 2  
2 reverses ball to 3

Pistol/Middle Ball Screen/Slip

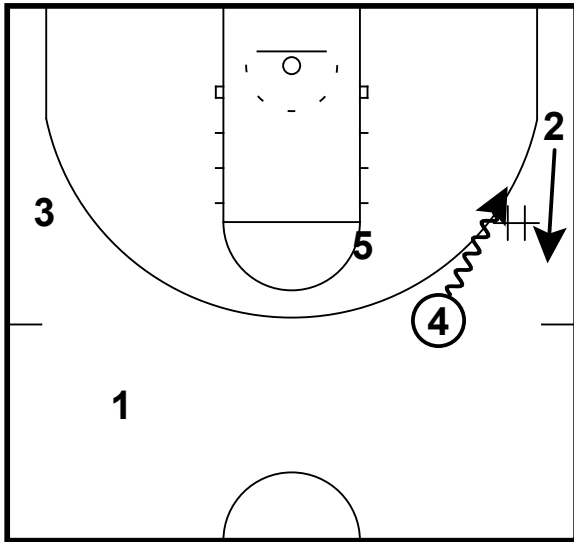


5 slips high ball screen

# 5 Out Offenses

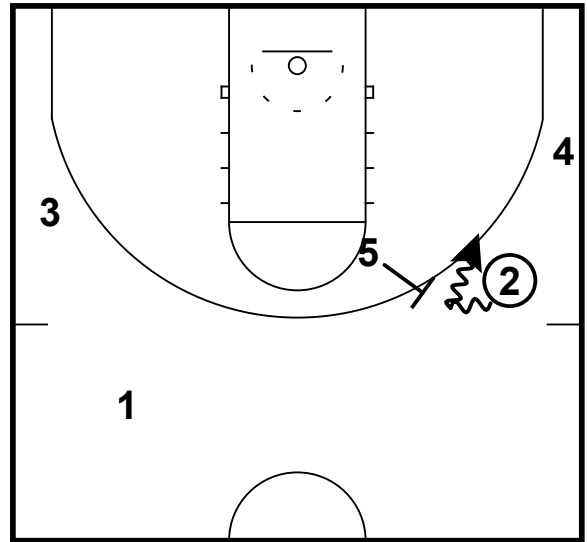
## BYU vs Houston

Pistol/Reject/Slip



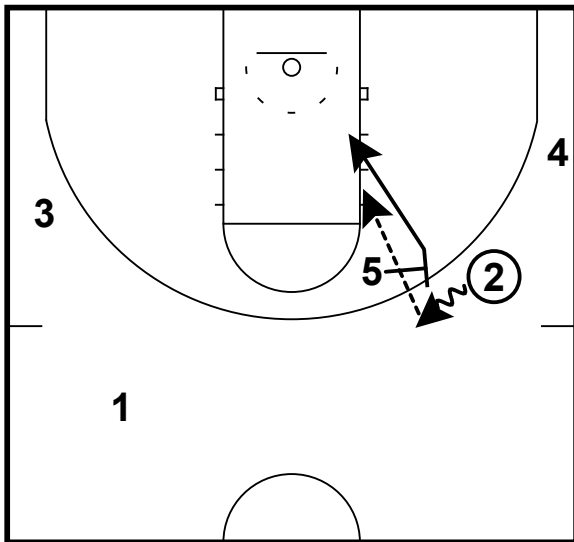
4 and 2 run DHO

Pistol/Reject/Slip



2 rejects screen set by 5

Pistol/Reject/Slip

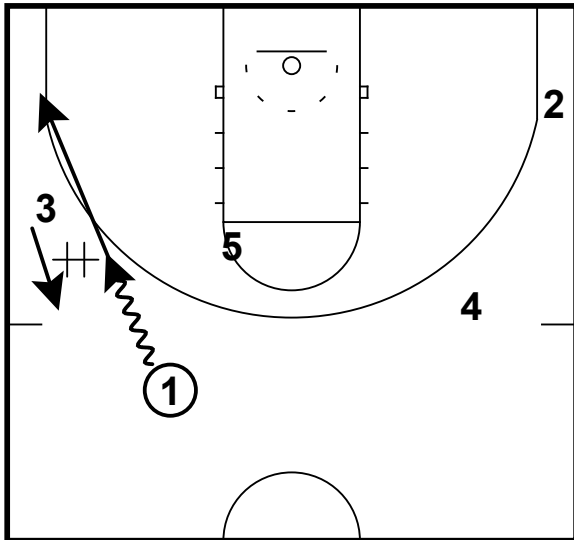


2 hits 5 on the slip

# 5 Out Offenses

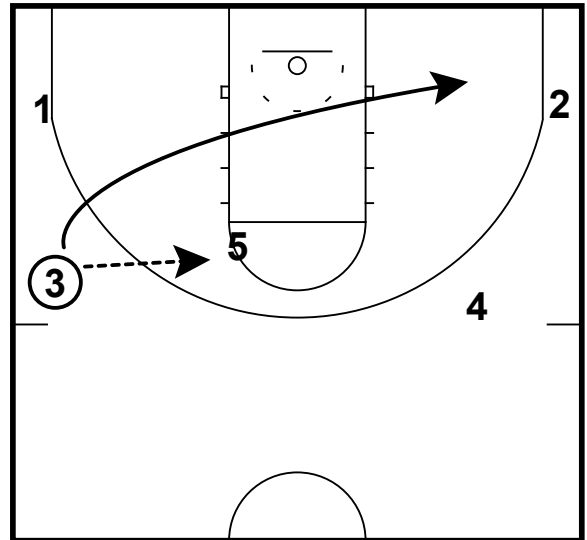
## BYU vs Houston

Pistol/Split Action/Pin Down/Reject



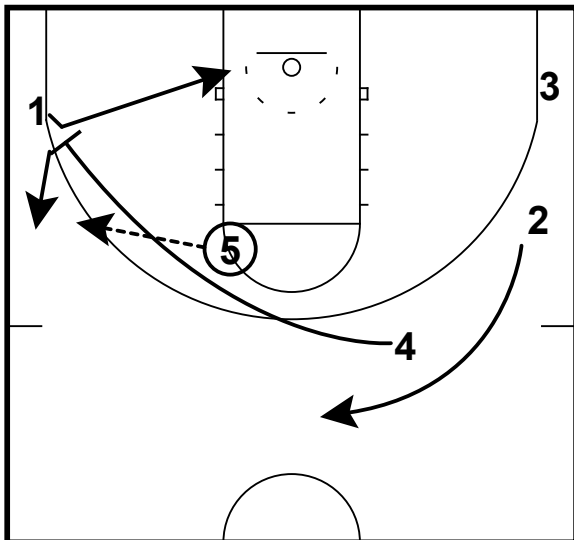
1 runs DHO with 3

Pistol/Split Action/Pin Down/Reject



3 hits 5 at the elbow and fills opposite

Pistol/Split Action/Pin Down/Reject

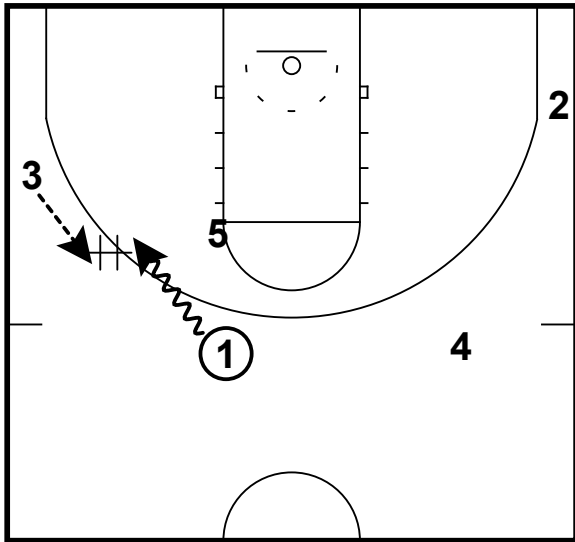


1 rejects pin down  
5 hits 4 on the pop

# 5 Out Offenses

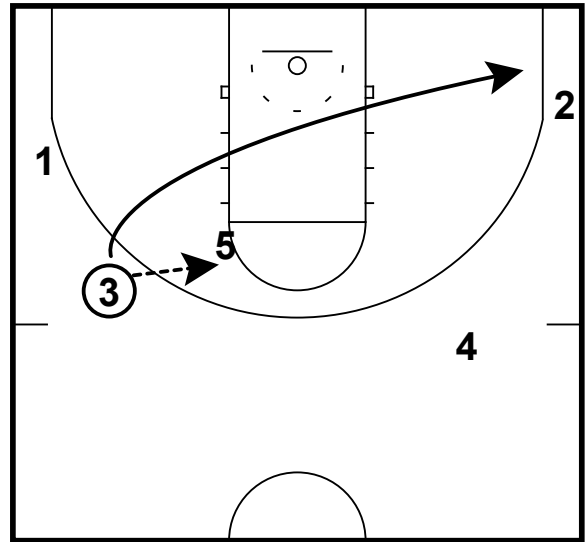
## BYU vs Houston

Pistol/Split Action/Roll Man



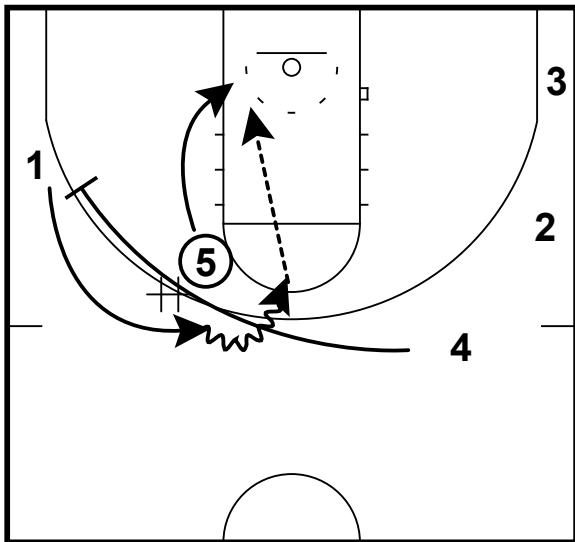
1 and 3 run DHO

Pistol/Split Action/Roll Man



3 hits elbow and fills opposite corner

Pistol/Split Action/Roll Man

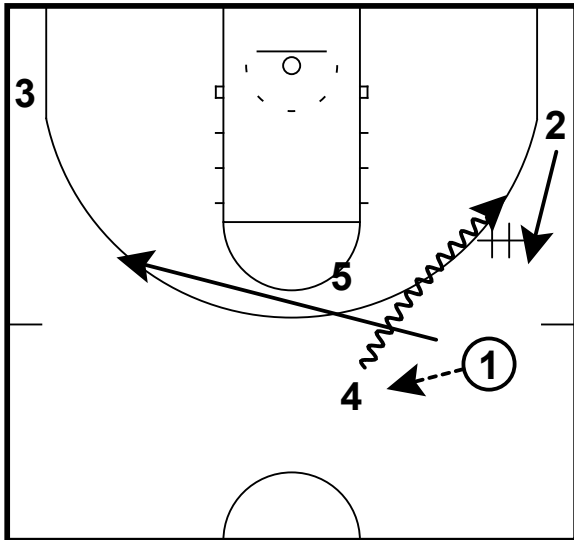


4 and 1 run split action  
1 hits 4 on the roll

# 5 Out Offenses

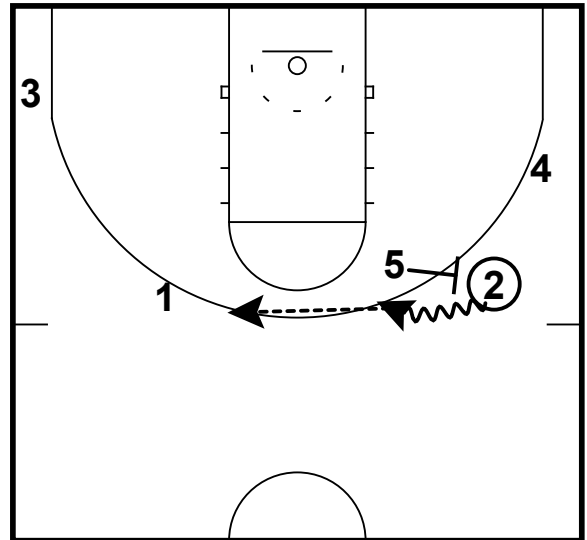
## BYU vs Houston

Pistol/Split/Kick Out 3



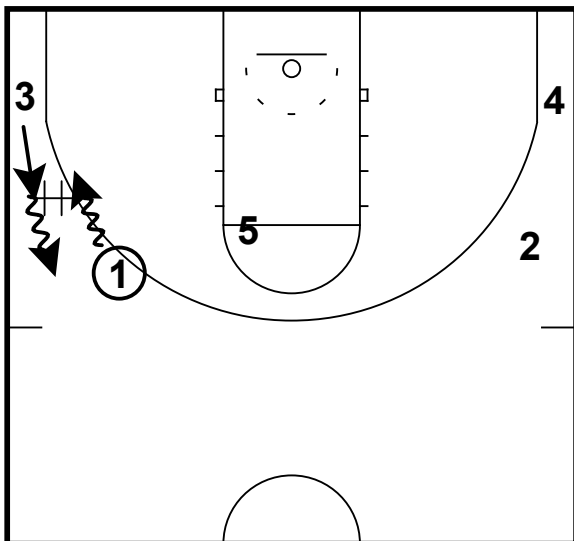
1 flips to 4  
4 runs DHO with 2

Pistol/Split/Kick Out 3



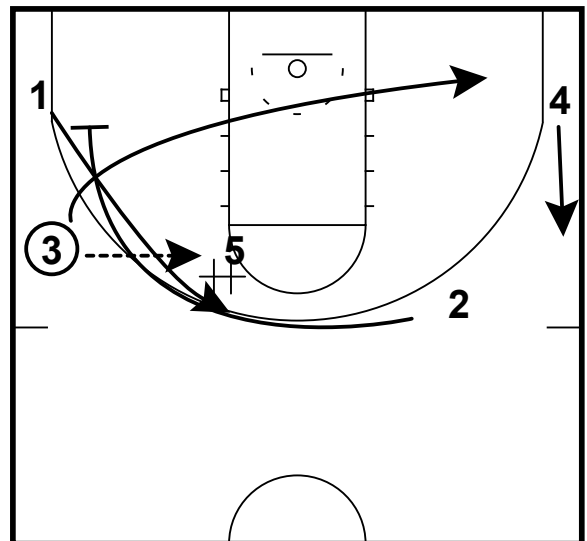
2 dribbles off ball screen then reverses ball to 1

Pistol/Split/Kick Out 3



1 and 3 run DHO

Pistol/Split/Kick Out 3

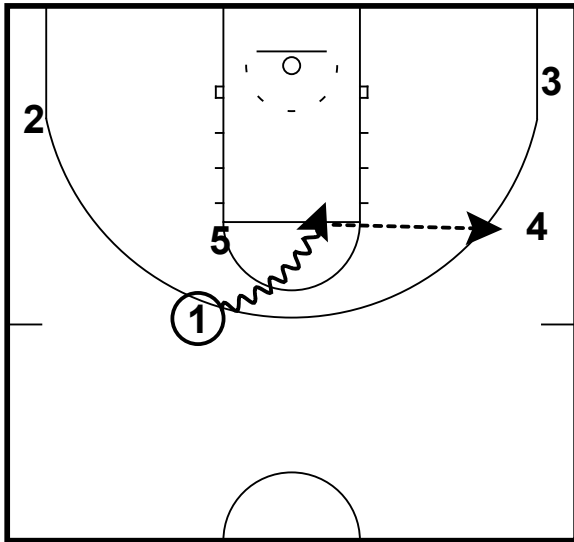


3 hits 5 at the elbow and cuts to opposite corner  
2 and 1 run split action  
5 hands off to 1

# 5 Out Offenses

## BYU vs Houston

Pistol/Split/Kick Out 3

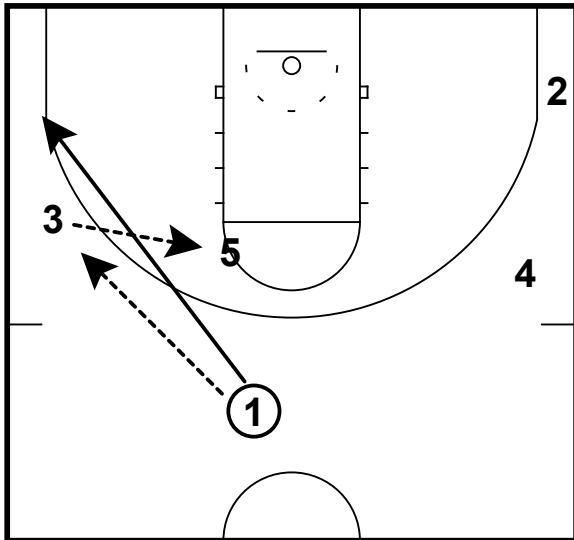


1 kicks out to 4 for wide open 3

# 5 Out Offenses

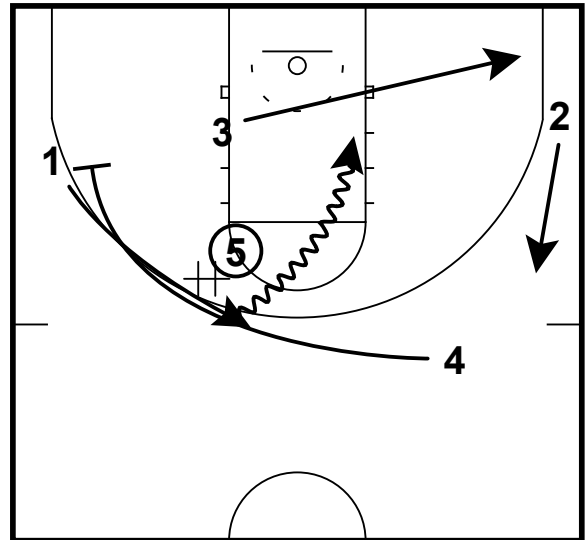
## BYU vs Houston

Strong/Split/DHO



Strong Action  
 1 passes to 3 at the wing  
 3 hits 5 at the elbow then cuts to opposite corner

Strong/Split/DHO

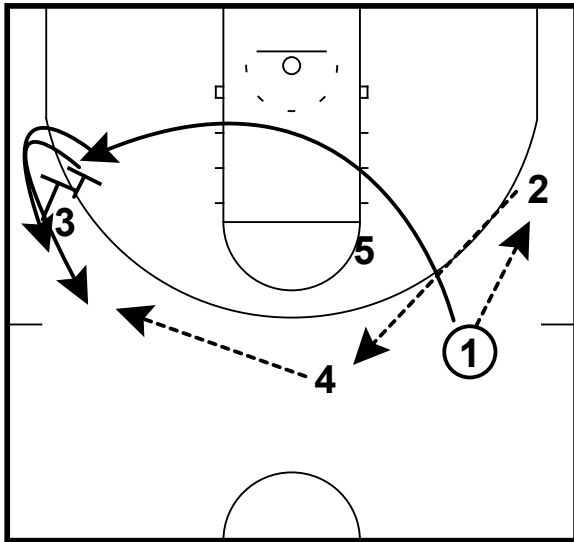


4 and 1 run split action with 5  
 5 hands off to 1  
 1 turns the corner and finishes at the rim  
 2 lifts to the top of the key

# 5 Out Offenses

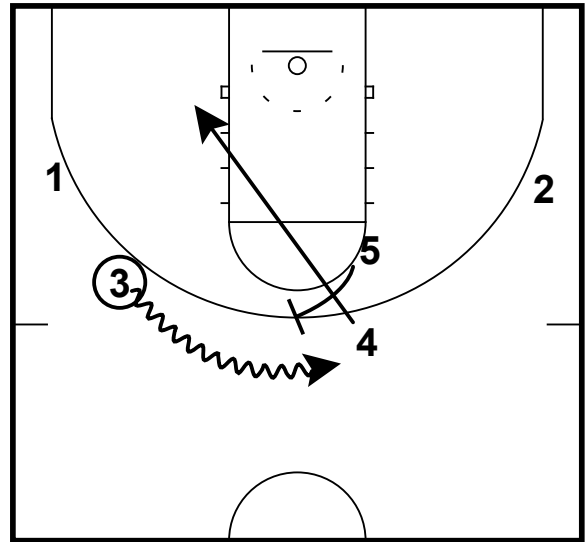
## BYU vs Houston

Thru Action/Twist/Middle Ball Screen



- 1 runs through action
- 2 reverses ball to the top to 4
- 1 and 3 run twist action

Thru Action/Twist/Middle Ball Screen



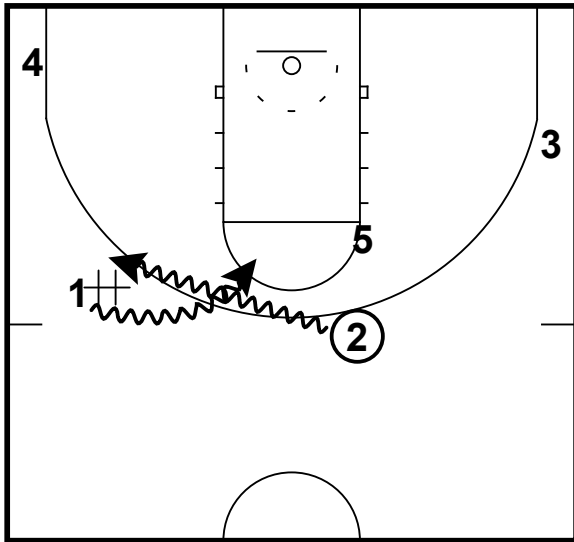
- 4 basket cuts
- 5 sets middle ball screen for 3
- 3's defender goes under screen allowing wide open 3



# 5 Out Offenses

## BYU vs Gonzaga

DHO (Transition)

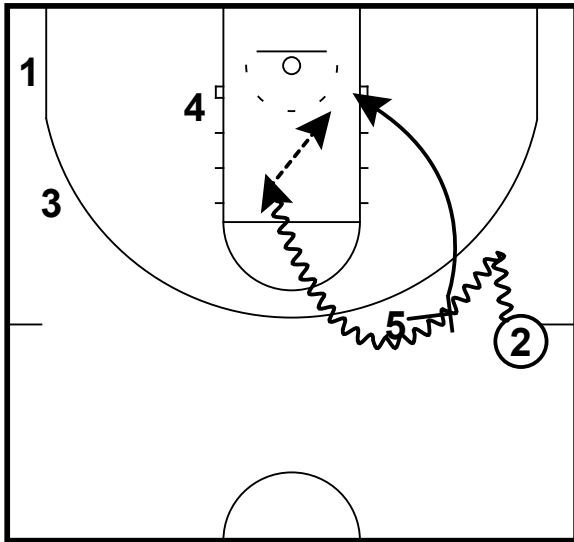


DHO in transition  
2 hands off to 1  
Allows 1 enough space to hit pull up jumper

# 5 Out Offenses

## BYU vs Gonzaga

Empty Side Ball Screen (Roll Man)

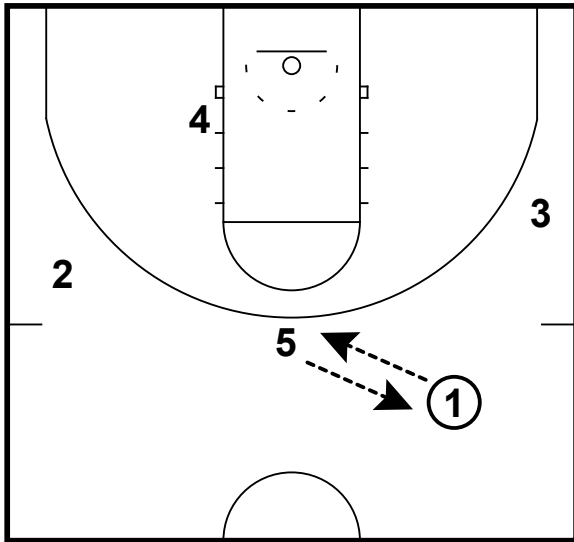


Side ball screen set in transition  
2 gets down hill and throws the lob to 5 on the roll

# 5 Out Offenses

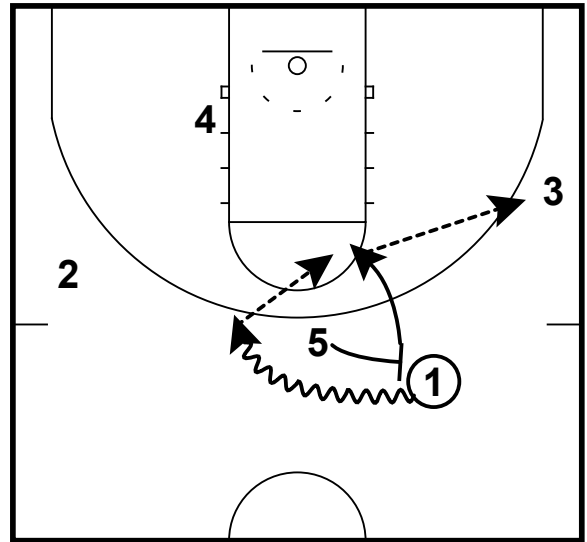
## BYU vs Gonzaga

Hand Back/Short Roll/Kick Out



1 passes to 5 and gets hand back

Hand Back/Short Roll/Kick Out

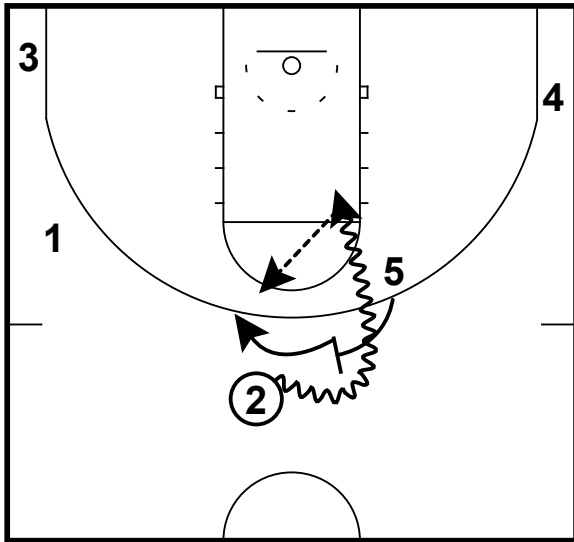


1 hits 5 on the short roll  
3's defender helps on the roll which allows easy kick out for 3

# 5 Out Offenses

## BYU vs Gonzaga

Middle Ball Screen (Pop)

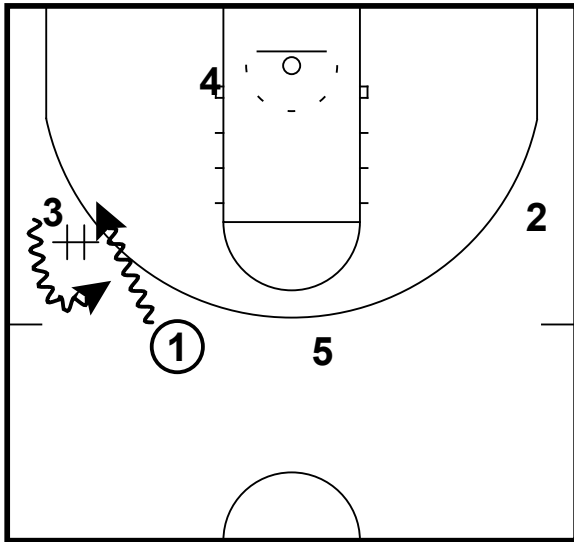


2 hits 5 on the pop after setting middle ball screen

# 5 Out Offenses

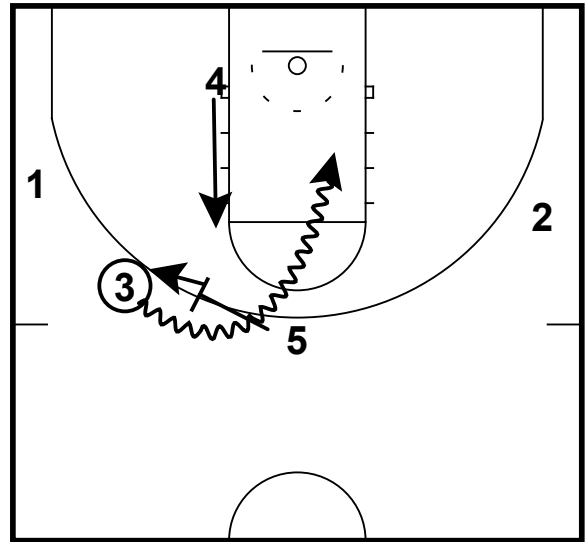
## BYU vs Gonzaga

Pistol Continuity (Middle Drive)



1 and 3 run DHO

Pistol Continuity (Middle Drive)

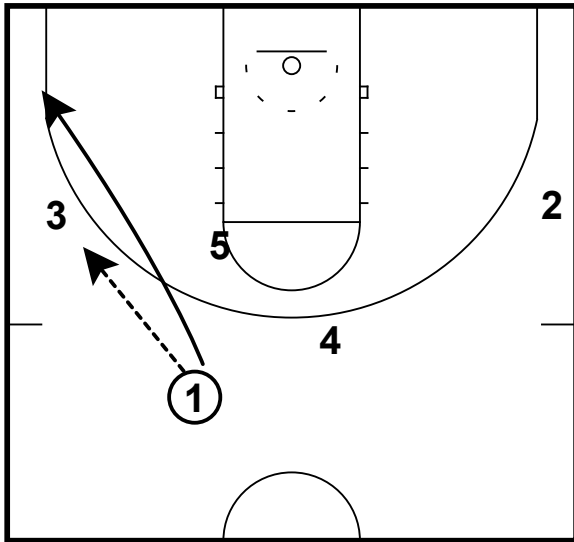


5 sets ball screen for 3 and pops  
4 lifts to elbow  
3 is able to turn the corner and finish at rim

# 5 Out Offenses

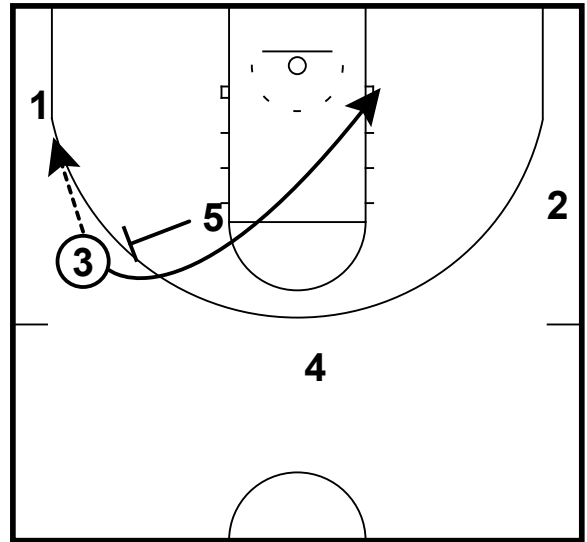
## BYU vs Gonzaga

Strong (Back Screen/Side Ball Screen)



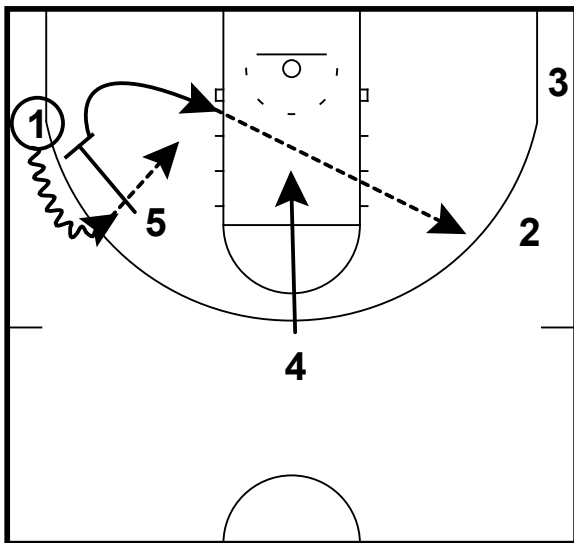
1 passes to 3 and cuts to strong side

Strong (Back Screen/Side Ball Screen)



3 passes to 1 in the corner  
5 sets a back screen for 3

Strong (Back Screen/Side Ball Screen)

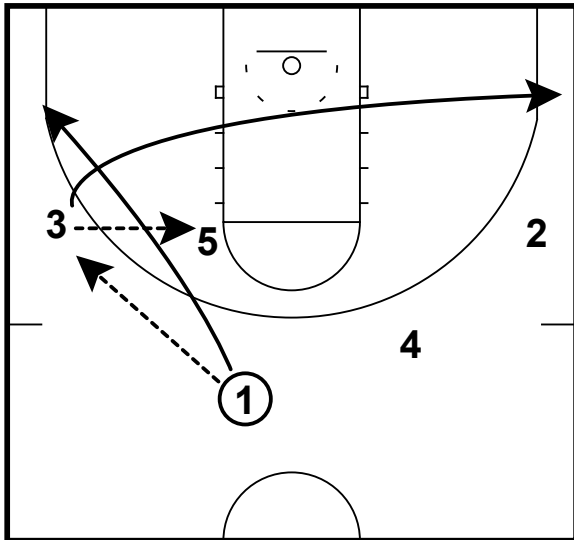


After setting back screen 5 sprints out to set ball screen for 1  
1 passes to 5 since defense switched on ball screen creating a mismatch  
4 cuts to rim forcing 2's defender to help  
5 hits 2 for wide open 3

# 5 Out Offenses

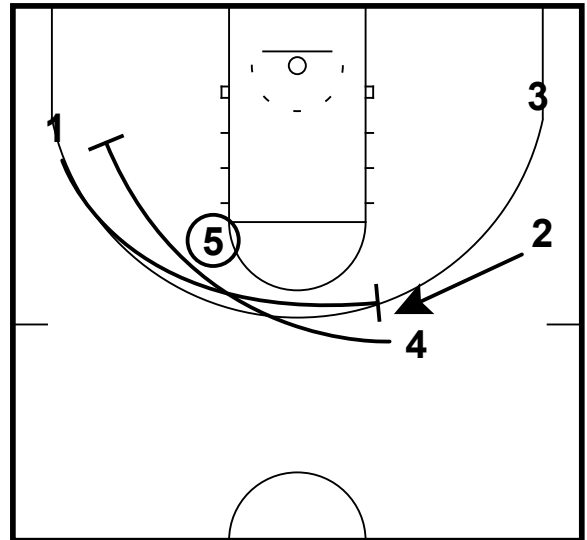
## BYU vs Gonzaga

Strong (Split Action/Hand Off)



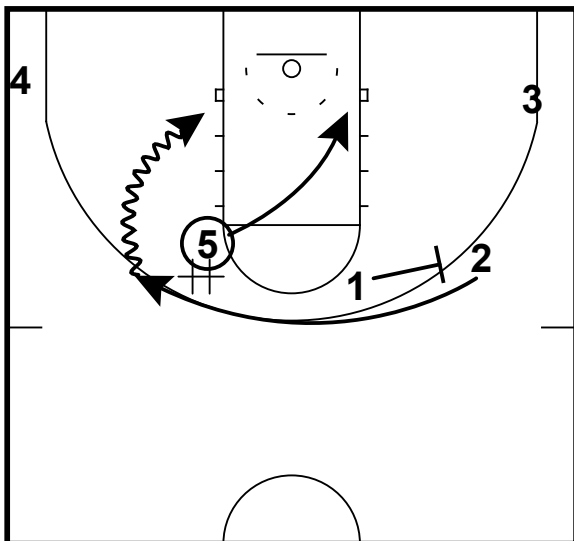
1 passes to 3 and cuts strong side  
 3 passes to 5 at the elbow then cuts to opposite corner

Strong (Split Action/Hand Off)



4 and 1 run split action

Strong (Split Action/Hand Off)

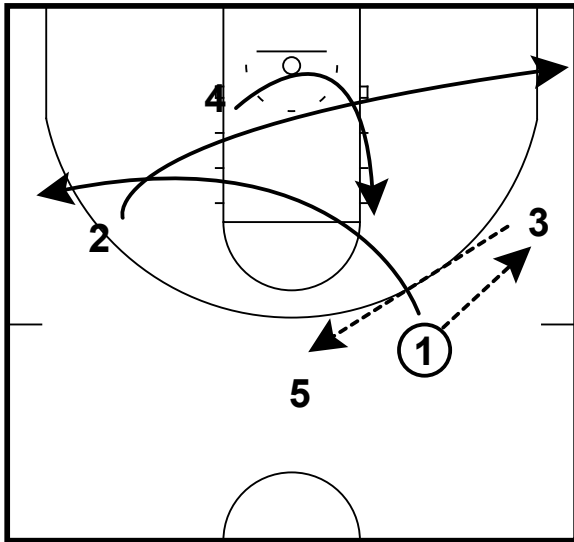


1 and 2 now run split action  
 5 hands off to 2 looking for lob at rim  
 2 finishes at rim

# 5 Out Offenses

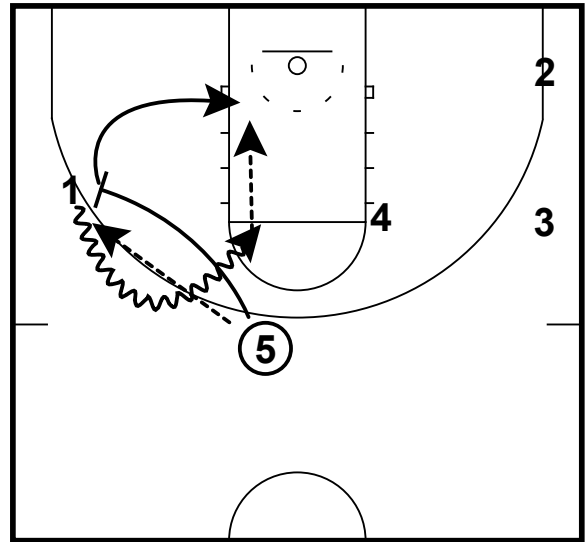
## BYU vs Gonzaga

Thru Action (Empty Side Ball Screen)



- 1 passes to 3 at the wing and fills opposite wing
- 3 passes ball back to the top to 5
- 2 back cuts to opposite corner

Thru Action (Empty Side Ball Screen)



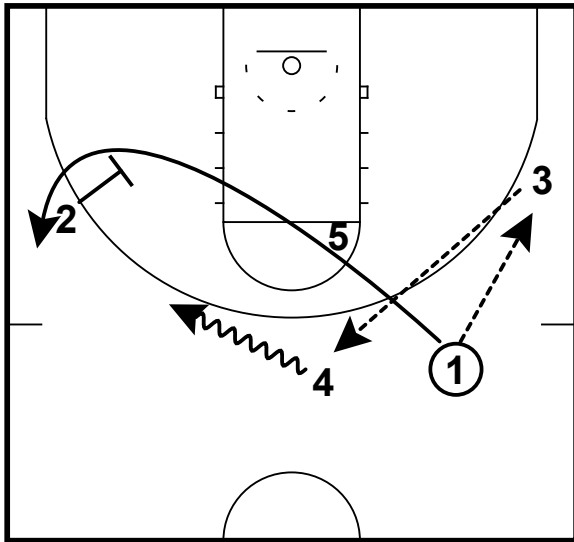
- 5 follows pass and sets empty side ball screen
- 1 hits 5 with a pocket pass on the roll



# 5 Out Offenses

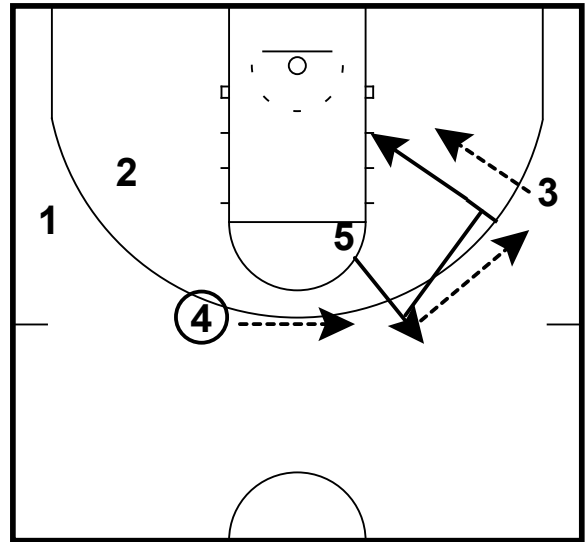
## BYU vs Gonzaga

Thru Action (MisDirection/Slip)



1 runs thru action  
4 dribbles at 1 looking to hand off

Thru Action (MisDirection/Slip)

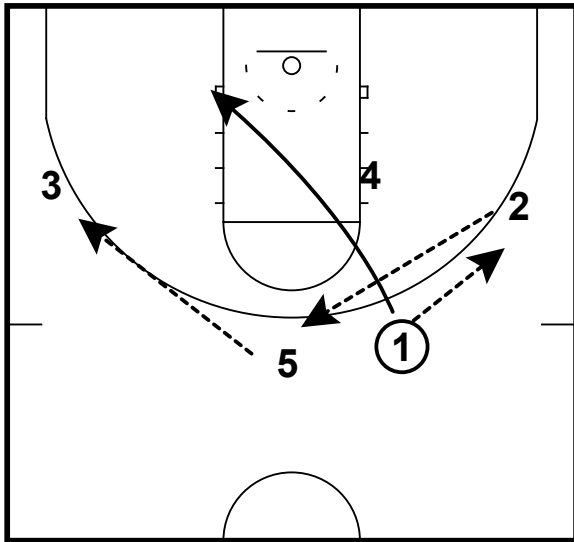


4 pivots and passes to 5 filling the slot  
5 passes to 3 at the wing  
3 passes to 5 slipping on screen

# 5 Out Offenses

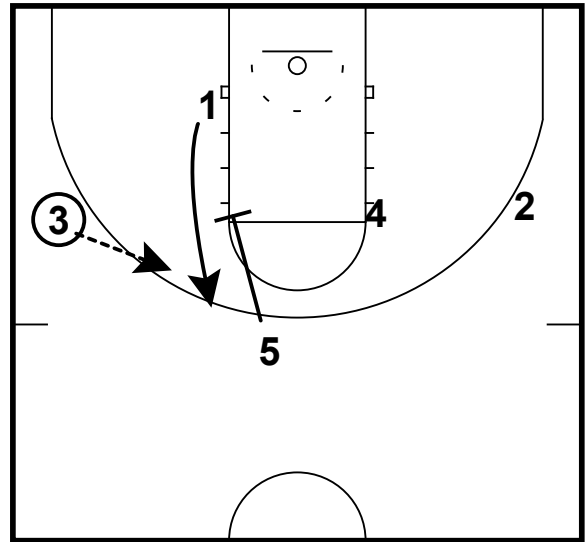
## BYU vs Gonzaga

Thru Action (Pin Down/Middle Ball Screen/Pop)



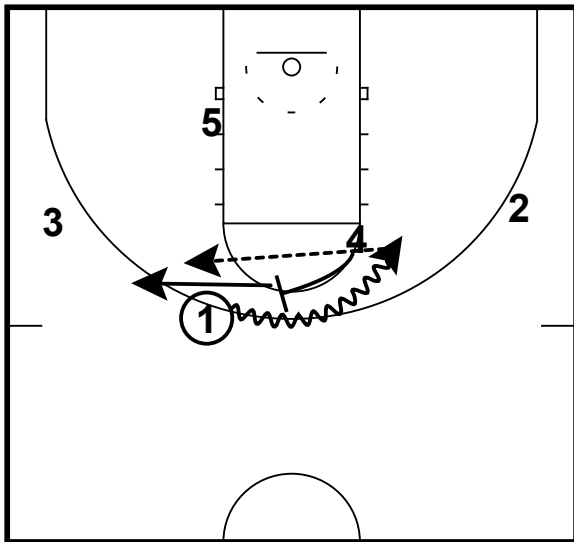
- 1 runs thru action after passing to 2
- 2 reverses ball to 5
- 5 passes to 3 at opposite wing

Thru Action (Pin Down/Middle Ball Screen/Pop)



- 3 hits 1 cutting off zipper cut

Thru Action (Pin Down/Middle Ball Screen/Pop)

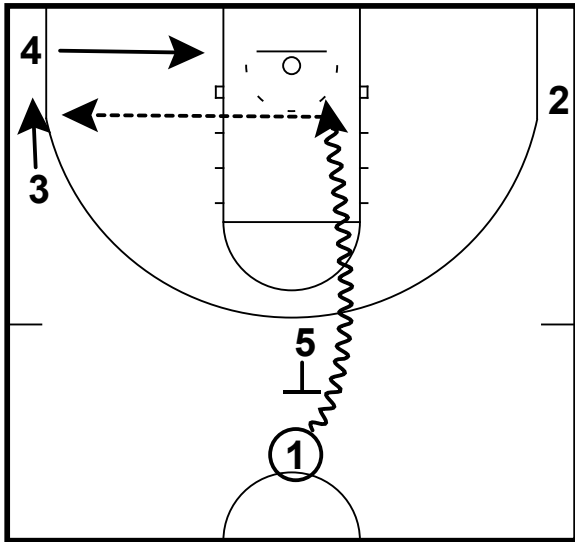


- 1 hits 4 on the pop after setting middle ball screen

# 5 Out Offenses

## Alabama vs South Carolina

Flat Ball Screen/Kick Out

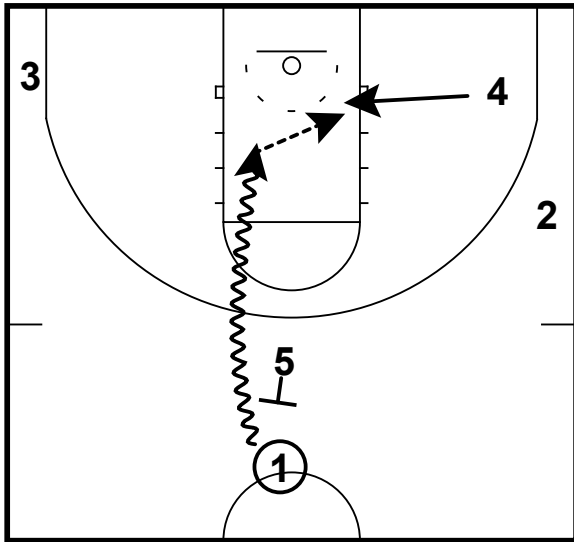


5 sets flat ball screen for 1  
1 finds 3 drifting to corner

# 5 Out Offenses

## Alabama vs South Carolina

Flat/Lob

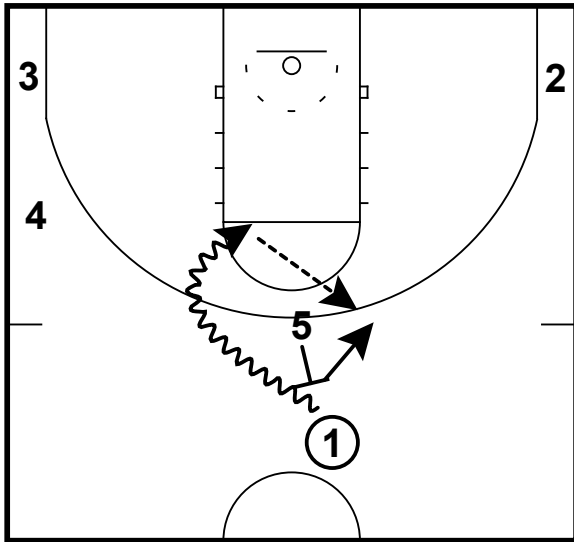


- 1 attacks rim off flat ball screen
- 1 throws lob to 4 cutting to basket

# 5 Out Offenses

## Alabama vs South Carolina

Flat/Pop

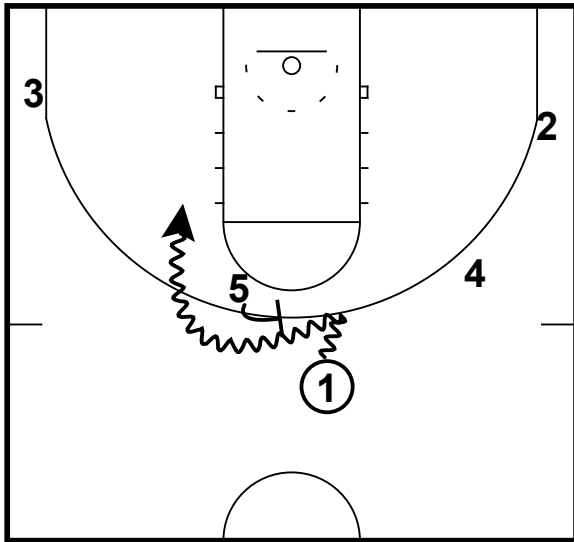


1 hits 5 on the pop after setting flat ball screen

# 5 Out Offenses

## Alabama vs South Carolina

High Ball Screen (Transition)

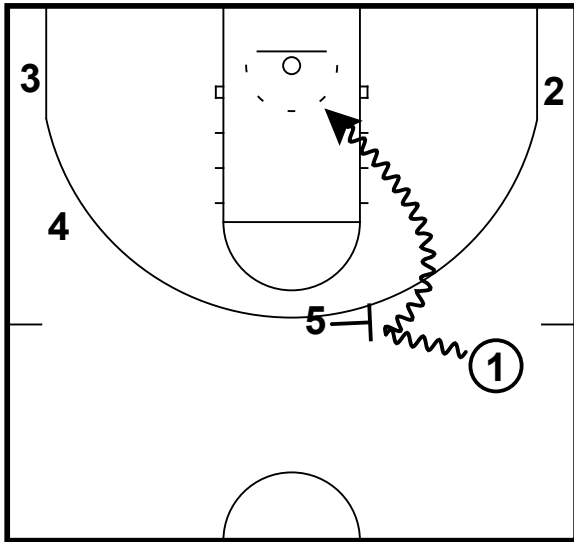


5 sets high ball screen for 1  
1 is able to hit mid range jumper because 5's defender was in poor drop coverage

# 5 Out Offenses

## Alabama vs South Carolina

High Ball Screen/Reject

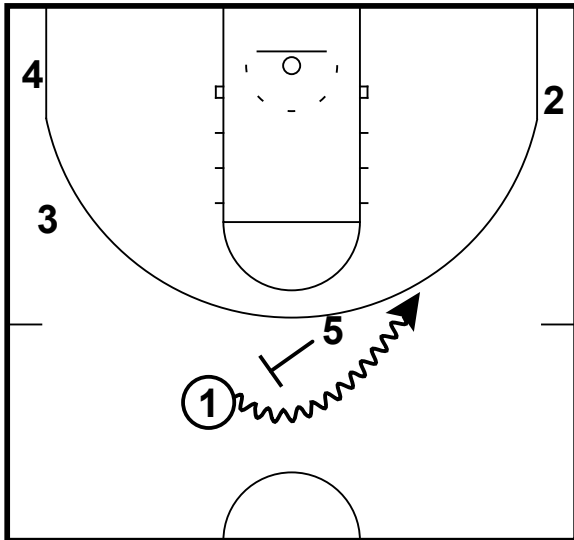


1 rejects high ball screen set by 5  
Defense stays attached which allows rim finish

# 5 Out Offenses

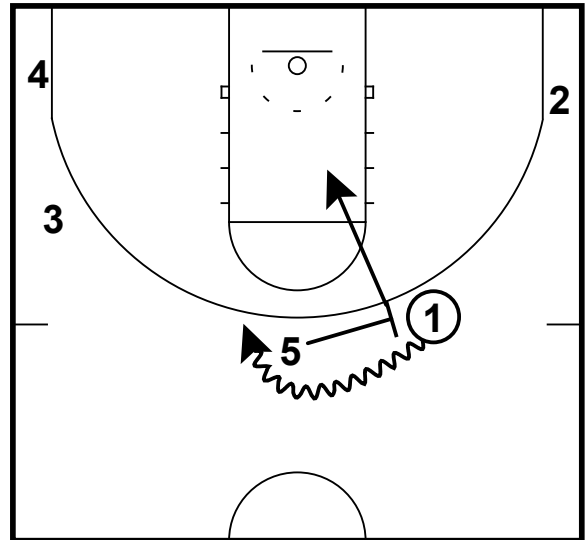
## Alabama vs South Carolina

High Ball Screen/Screen/ReScreen



1 dribbles off high ball screen set by 5

High Ball Screen/Screen/ReScreen



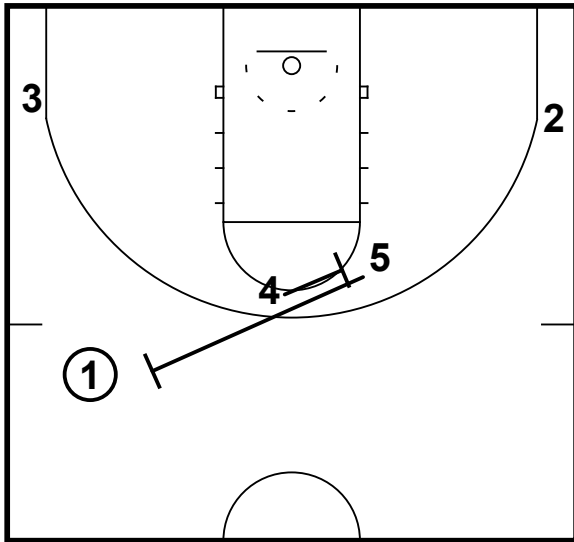
5 rescreens  
1's defender goes under screen allowing open 3



# 5 Out Offenses

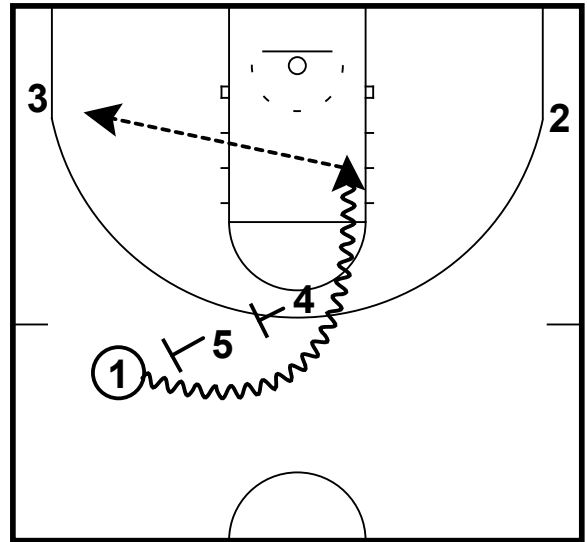
## Alabama vs South Carolina

Ram/Double Ball Screen



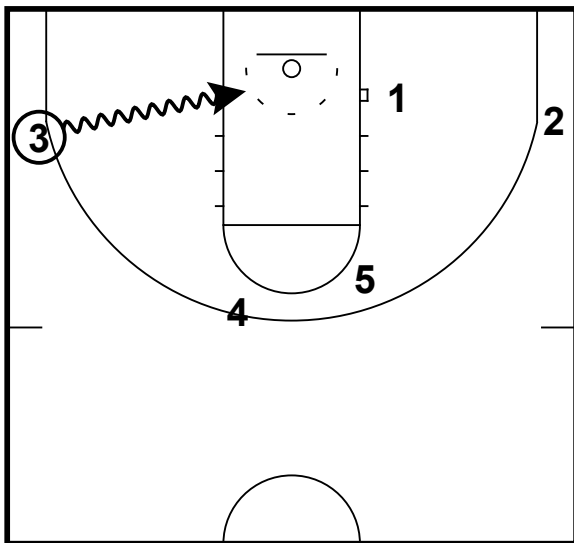
4 sets ram screen for 5

Ram/Double Ball Screen



1 gets to the paint off double screen  
1 kicks out to 3

Ram/Double Ball Screen

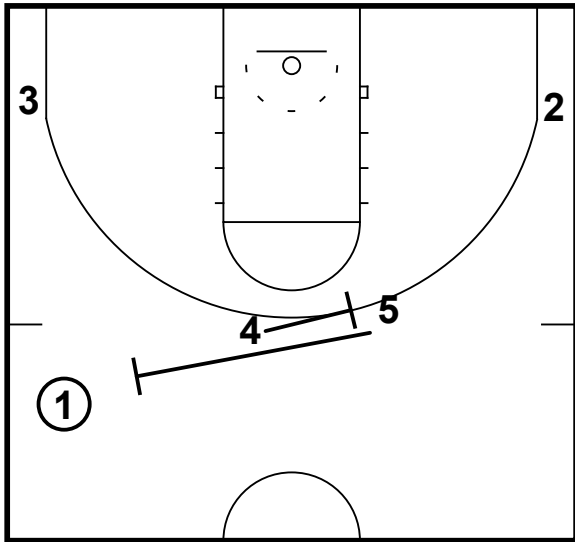


3 takes advantage of bad close out and finishes at the rim

# 5 Out Offenses

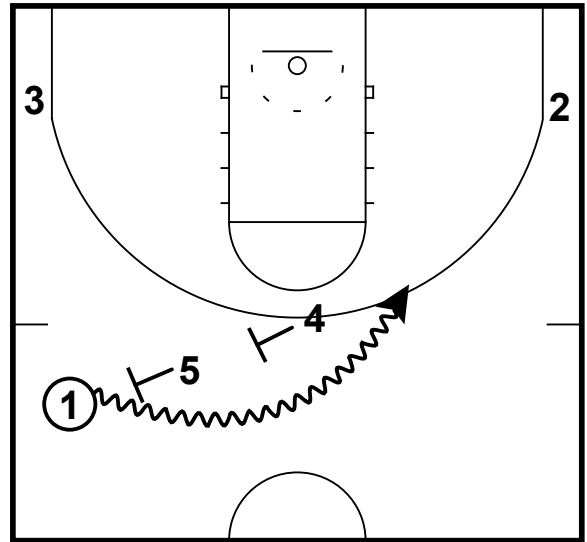
## Alabama vs South Carolina

Ram/Double Screen/Stagger



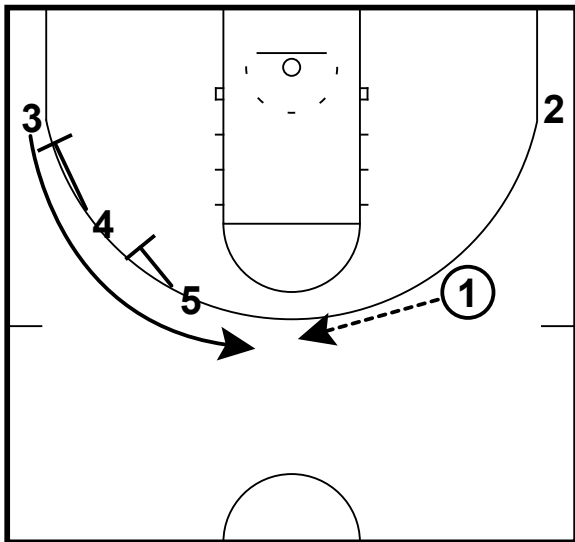
4 sets ram screen for 5

Ram/Double Screen/Stagger



1 dribbles off double screen set by 4 and 5

Ram/Double Screen/Stagger

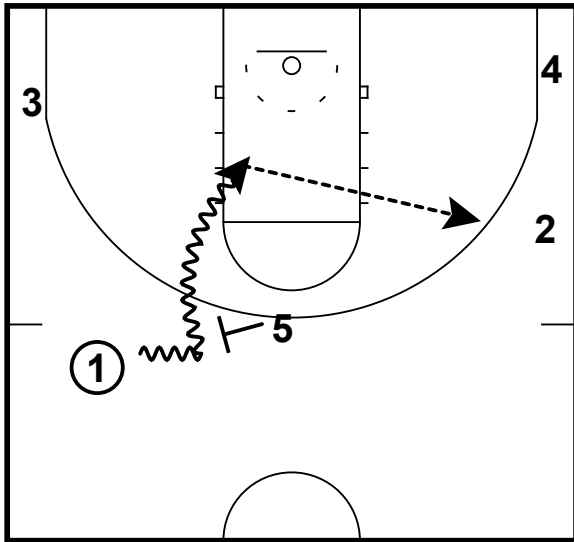


1 hits 3 cutting off stagger set by 4 and 5

# 5 Out Offenses

## Alabama vs South Carolina

Reject/Kick Out

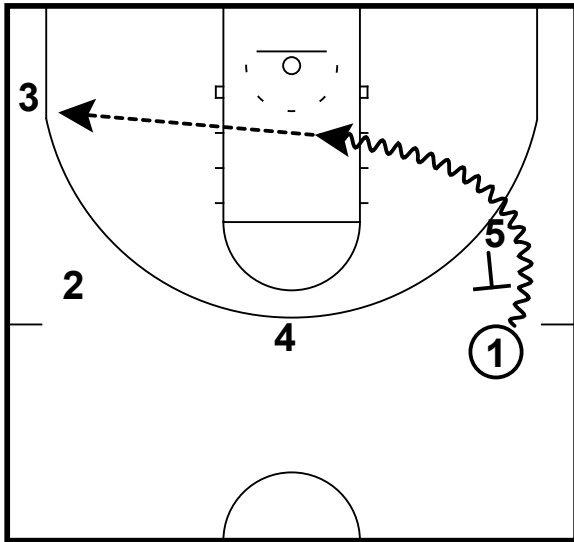


1 rejects high ball screen and finds 2 spotting up at the wing

# 5 Out Offenses

## Alabama vs South Carolina

### Step Up/Kick Out 3

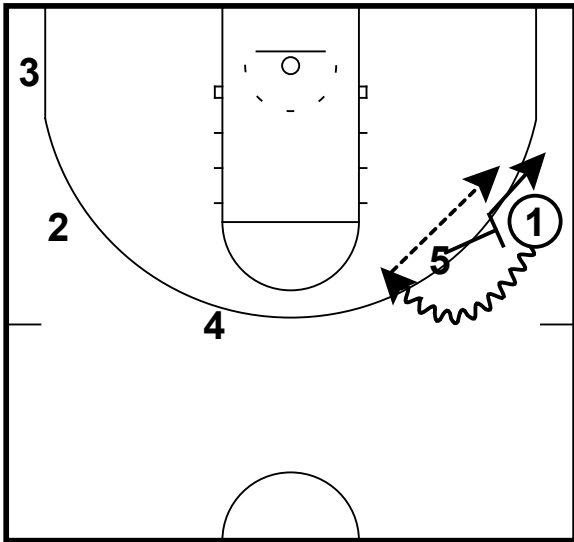


5 sets step up screen for 1  
1 snakes the screen and finds 3 spotting up in the corner

# 5 Out Offenses

## Alabama vs Kansas State

Empty Side Ball Screen/Pop

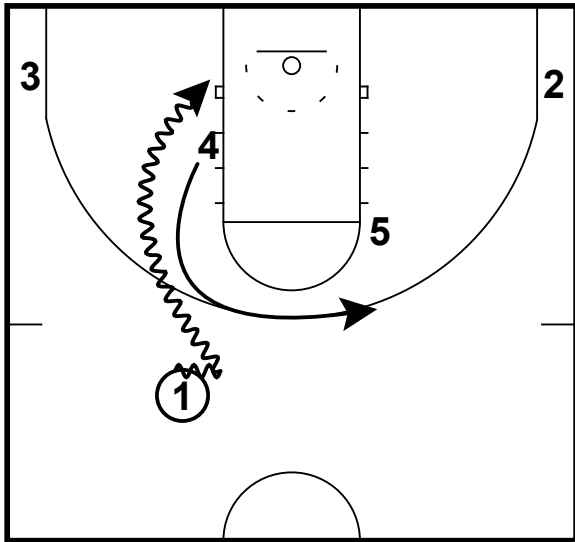


5 pops on empty side ball screen for 3 point shot

# 5 Out Offenses

## Alabama vs Kansas State

### Ghost Screen

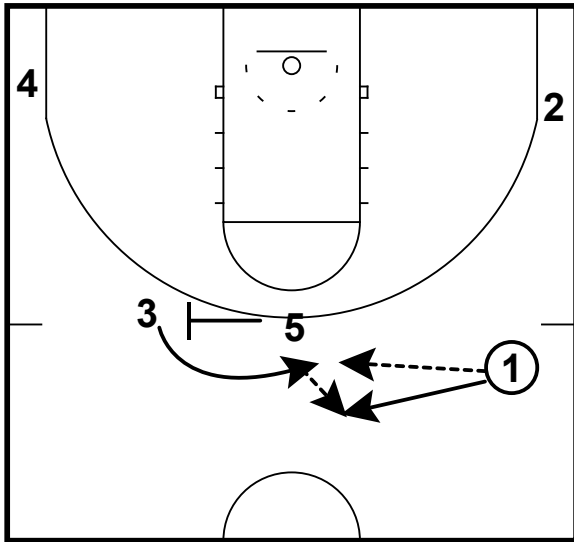


1 attacks basket off ghost screen by 4

# 5 Out Offenses

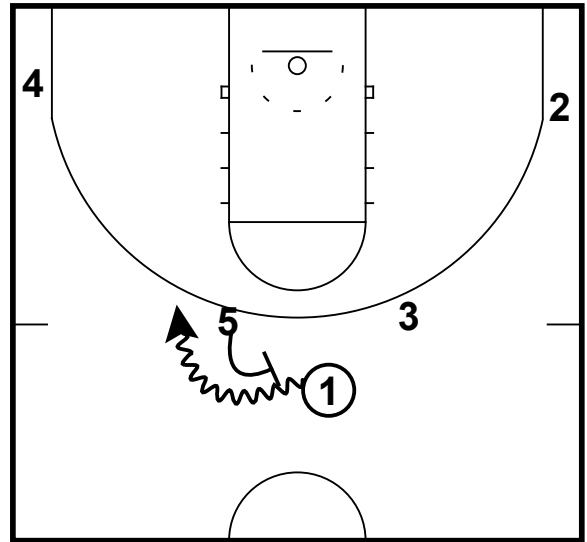
## Alabama vs Kansas State

Hand Back



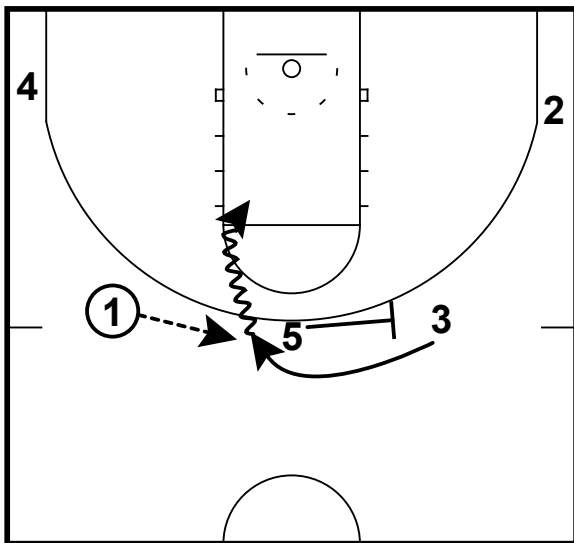
1 hits 3 coming off screen  
3 hands back to 1

Hand Back



5 sets ball screen for 1

Hand Back

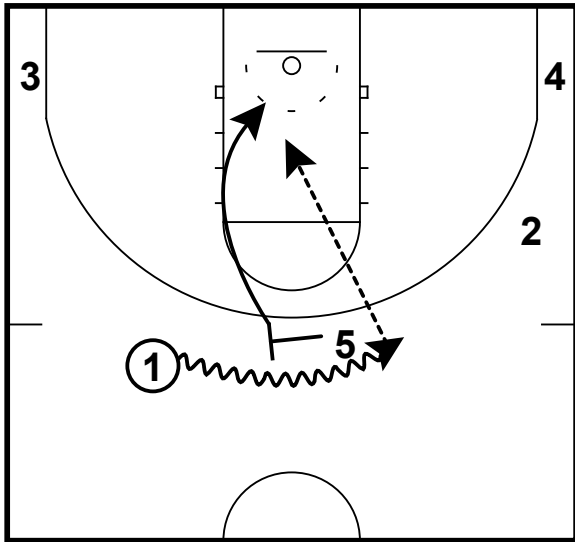


1 hits 3 curling off screen set by 5

# 5 Out Offenses

## Alabama vs Kansas State

Middle Ball Screen/Roll Man



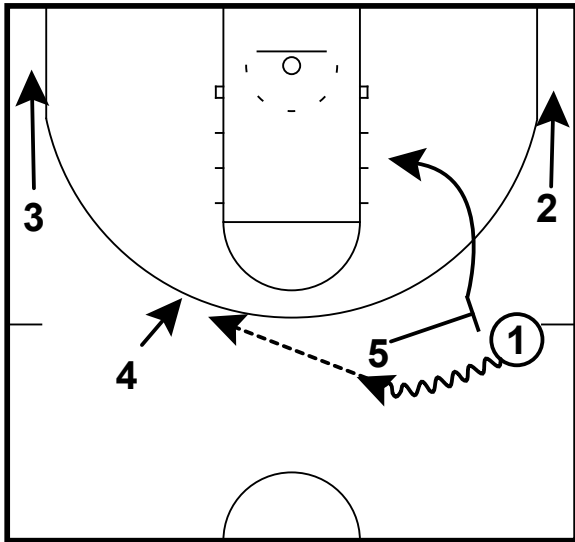
1 hits the roll man (5)



# 5 Out Offenses

## Alabama vs Kansas State

Transition Side Ball Screen/Kick to 4 Man

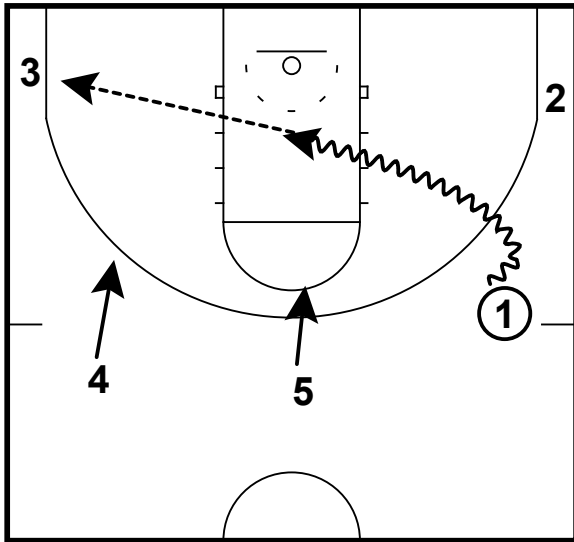


5 rolls after setting side ball screen  
1 hits 4 spotting up for 3

# 5 Out Offenses

## Alabama vs Kansas State

Transition/5 Out Spacing/Kick Out

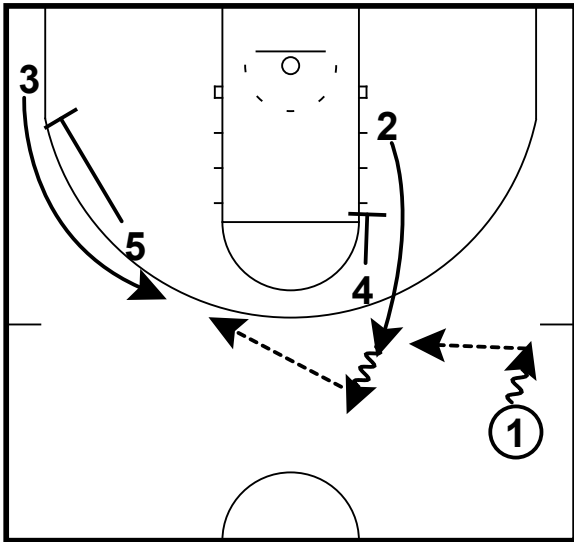


1 attacks middle in transition and hits 3 drifting to the corner

# 5 Out Offenses

## Alabama vs Kansas State

Zipper/Pin Down

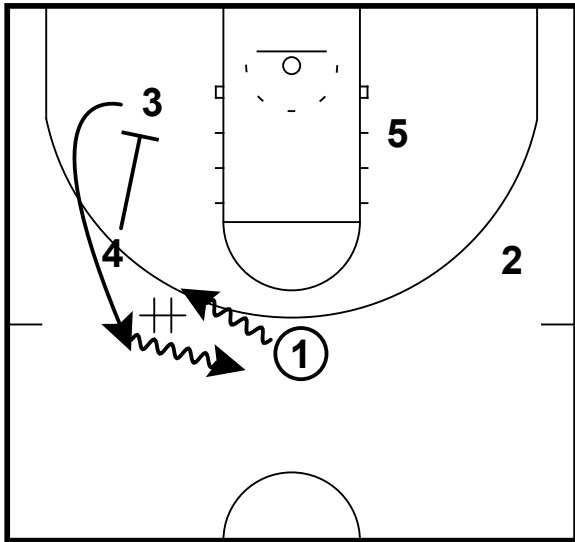


- 1 hits 2 off the zipper cut
- 2 passes to 4 coming off pin down set by 5

# 5 Out Offenses

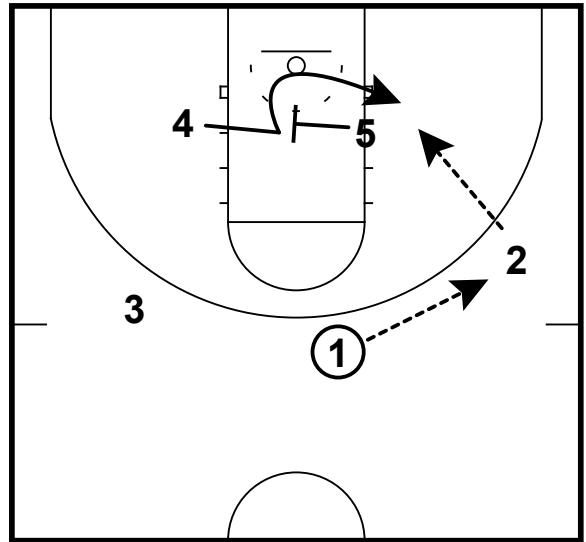
## Alabama vs Kansas State

Zoom Action/Cross Screen



Pin down and hand off for 3

Zoom Action/Cross Screen

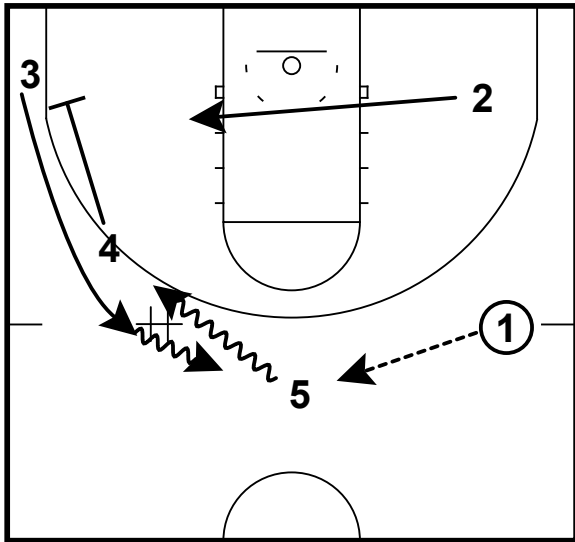


Ball is reversed to 2  
2 hits 4 cutting off cross screen by 5

# 5 Out Offenses

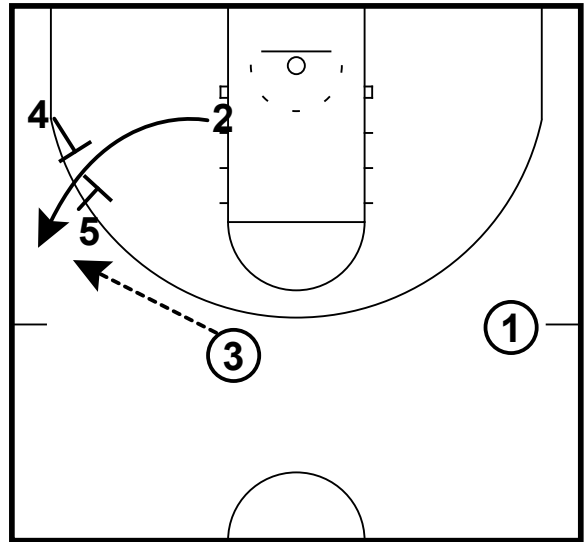
## Alabama vs Kansas State

Zoom Action/Elevator



3 cuts off pin down and receives hand off from 5

Zoom Action/Elevator

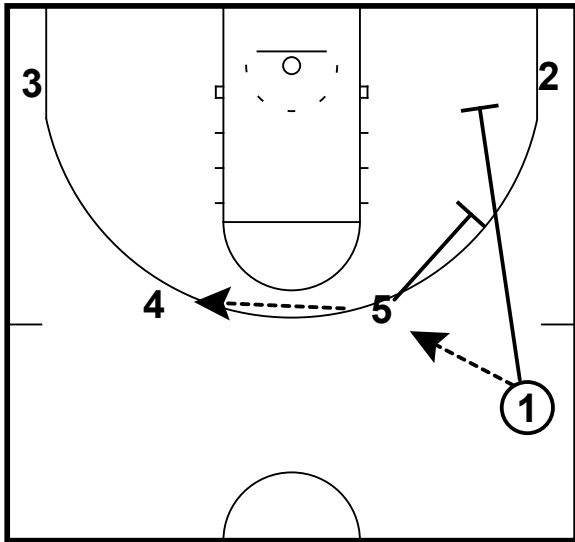


3 hits 2 coming off elevator screen set by 4 and 5

# 5 Out Offenses

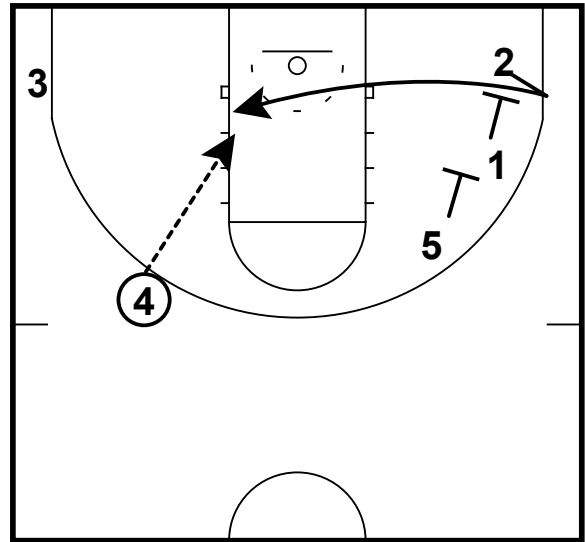
## Alabama vs Kansas State

Zoom Action/Stagger/Reject



Ball is reversed to 4

Zoom Action/Stagger/Reject

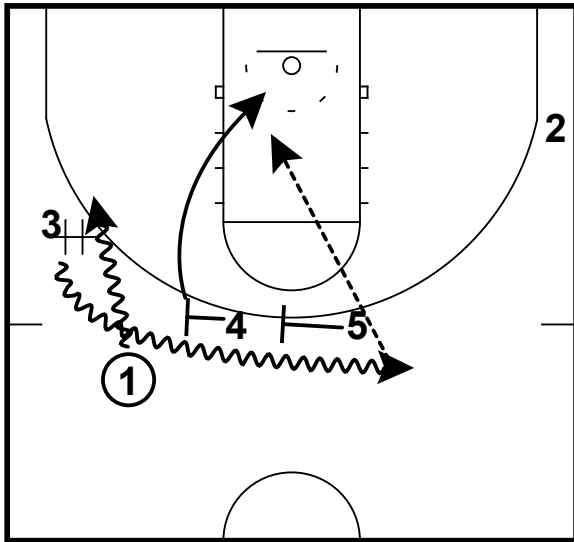


4 hits the 2 man rejecting the stagger

# 5 Out Offenses

## Creighton vs Villanova

### Double Ball Screen

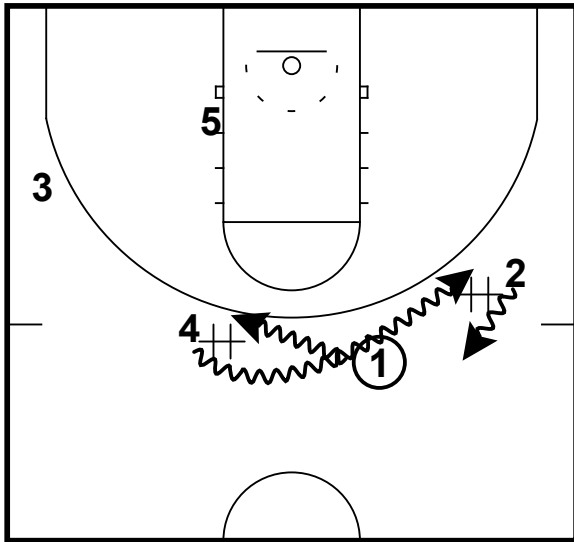


1 and 3 run DHO  
3 dribbles off double screen and hits 4 on the roll

# 5 Out Offenses

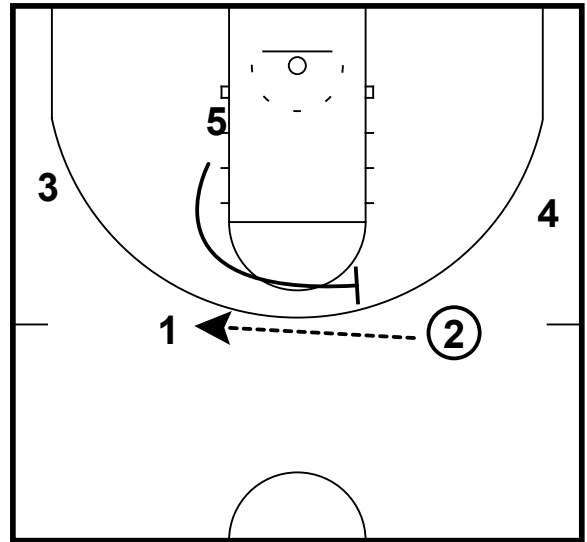
## Creighton vs Villanova

Dribble Weave/Ghost/Away Screen



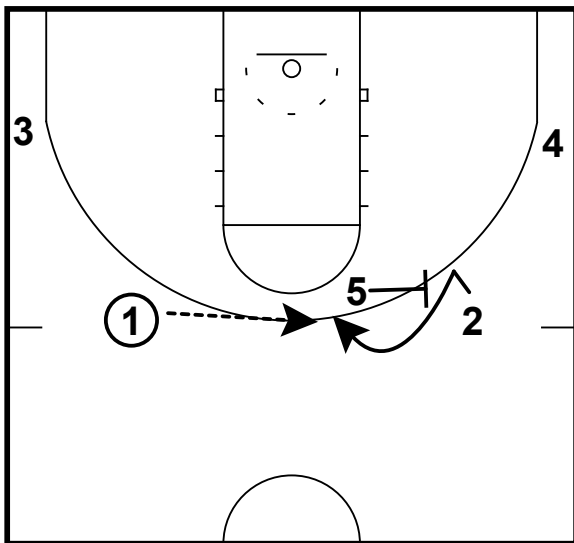
1, 4 and 2 run dribble weave

Dribble Weave/Ghost/Away Screen



2 passes back to 1  
5 runs ghost action

Dribble Weave/Ghost/Away Screen



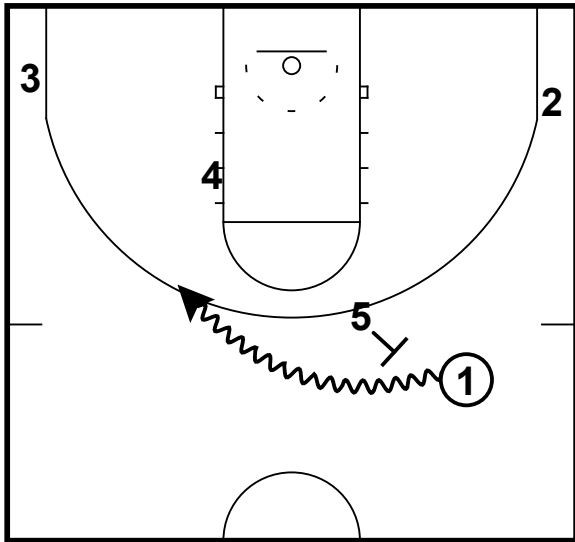
1 hits 2 coming off away screen set by 5



# 5 Out Offenses

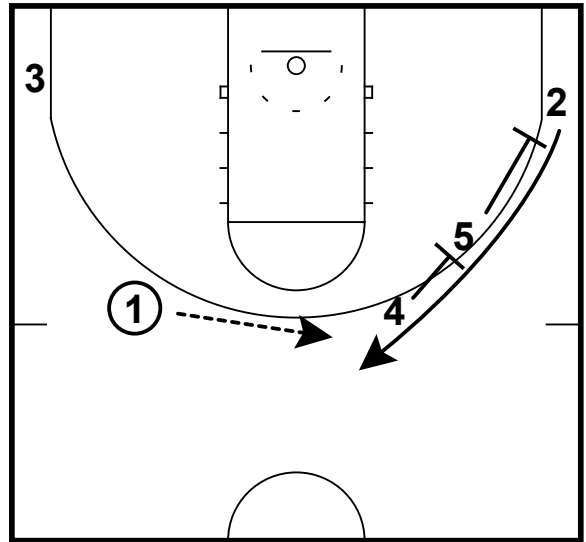
## Creighton vs Villanova

High Ball Screen/Stagger



1 dribbles off high ball screen set by 5

High Ball Screen/Stagger

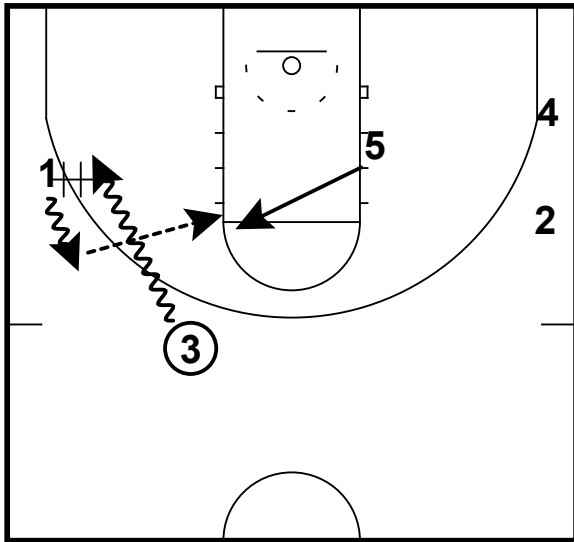


1 hits 2 coming off stagger

# 5 Out Offenses

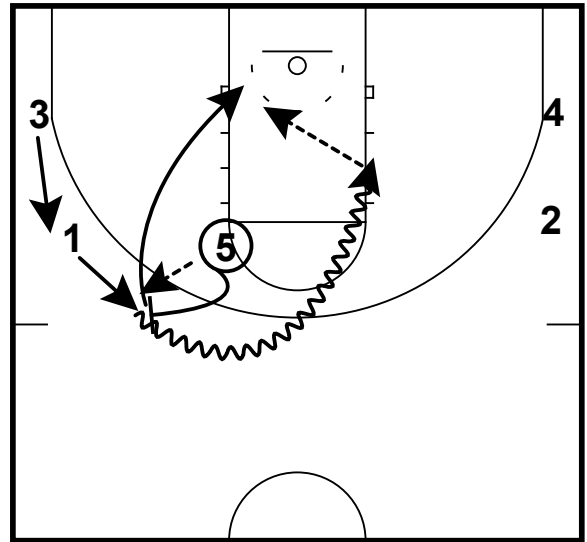
## Creighton vs Villanova

Pistol Action/Hand Back



3 and 1 run DHO  
1 passes to 5 flashing to the elbow

Pistol Action/Hand Back

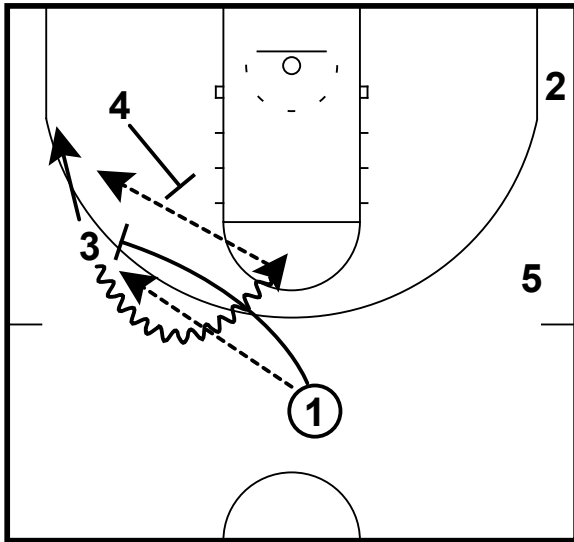


5 hands back to 1  
1 gets down hill and dishes to 5 at the rim

# 5 Out Offenses

## Creighton vs Villanova

Side Ball Screen/Flare

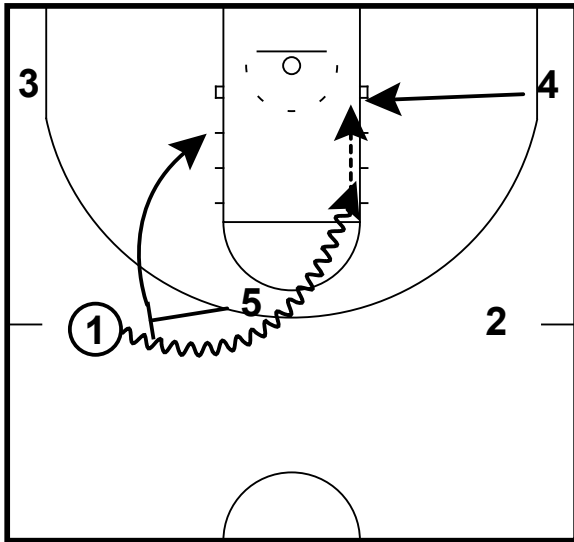


1 passes to 3 and sets side ball screen  
3 attacks nail and hits 1 running flare to corner

# 5 Out Offenses

## Creighton vs Villanova

Side Ball Screen/Second Cut

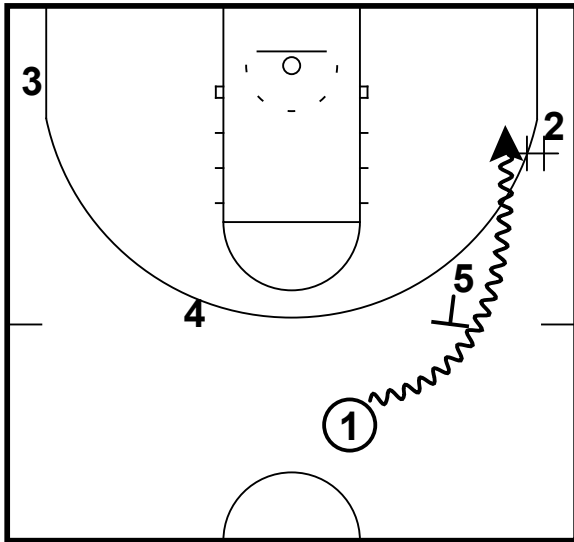


- 1 attacks nail off side ball screen
- 1 picks up dribble and hits 4 on the back cut

# 5 Out Offenses

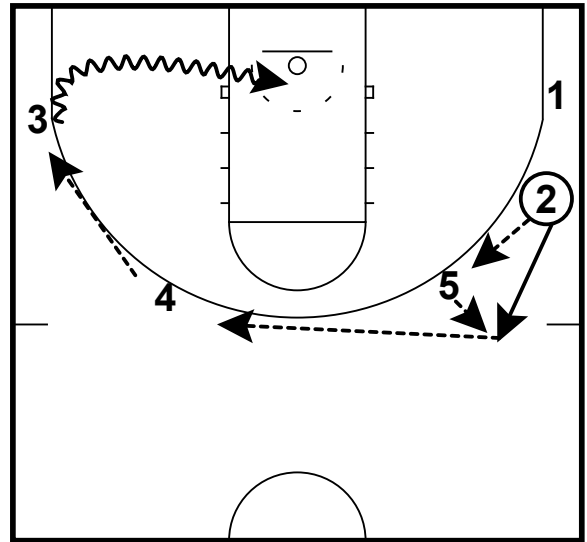
## Creighton vs Villanova

Step Up/DHO/Hand Back



5 sets step up screen for 1  
2 and 1 run DHO

Step Up/DHO/Hand Back

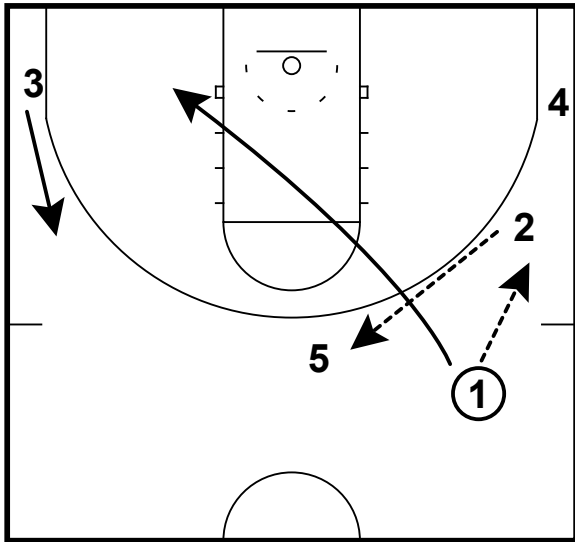


2 passes to 5  
5 hands back  
2 reverses ball to 4  
4 hits 3 in the corner  
3 attacks bad close out and finishes at the rim

# 5 Out Offenses

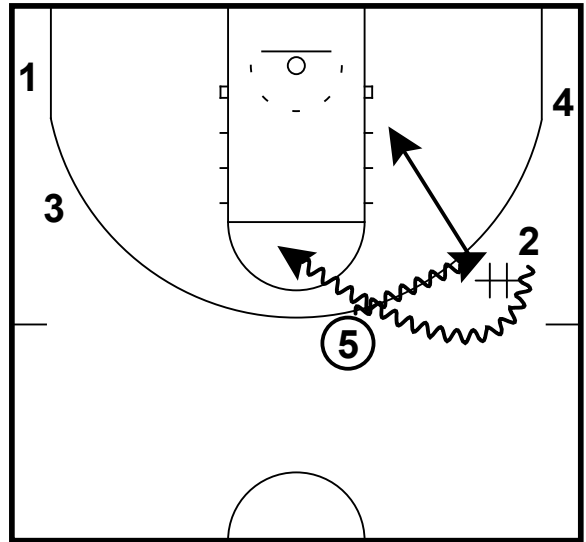
## Creighton vs Villanova

Thru Action/DHO



1 passes to 2 at the wing  
2 passes to 5 at the top

Thru Action/DHO

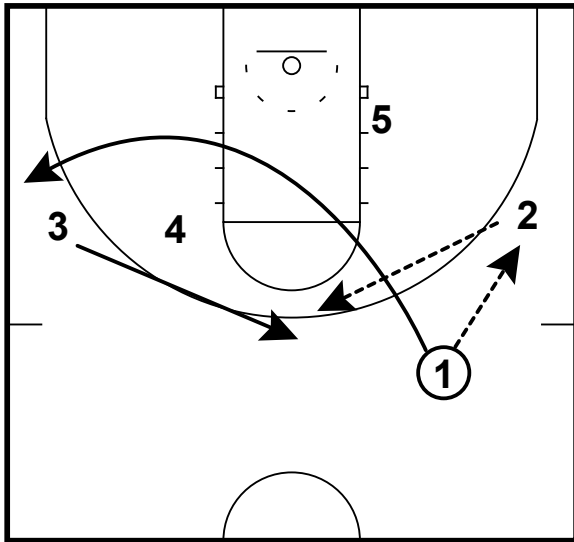


5 runs DHO with 2  
2 hits nail jumper

# 5 Out Offenses

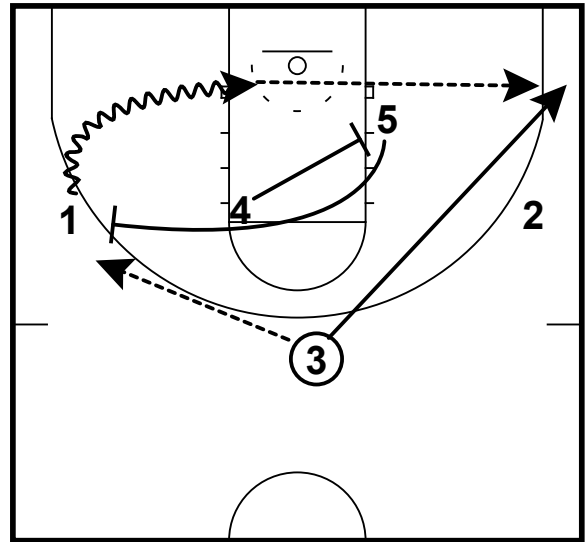
## Creighton vs Villanova

Thru Action/Ram/Reject/Kick



- 1 passes to 2
- 2 passes to 3 at the top
- 1 runs thru action

Thru Action/Ram/Reject/Kick

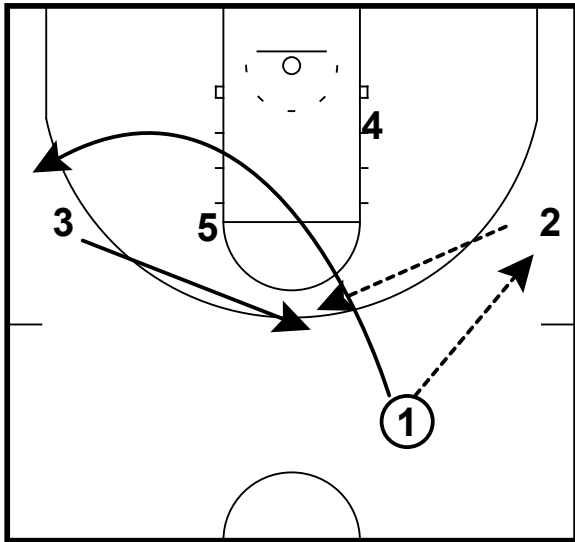


- 5 cuts off ram screen and sets empty side ball screen for 1
- 1 rejects screen and kicks to 3 in the corner

# 5 Out Offenses

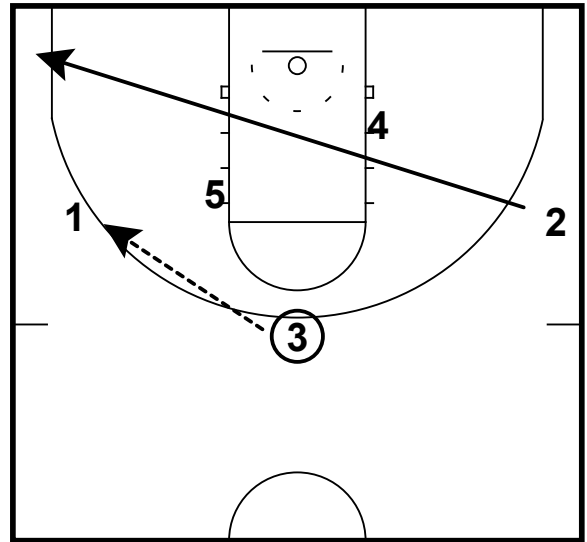
## Creighton vs Villanova

Thru Action/Ram/Side Ball Screen



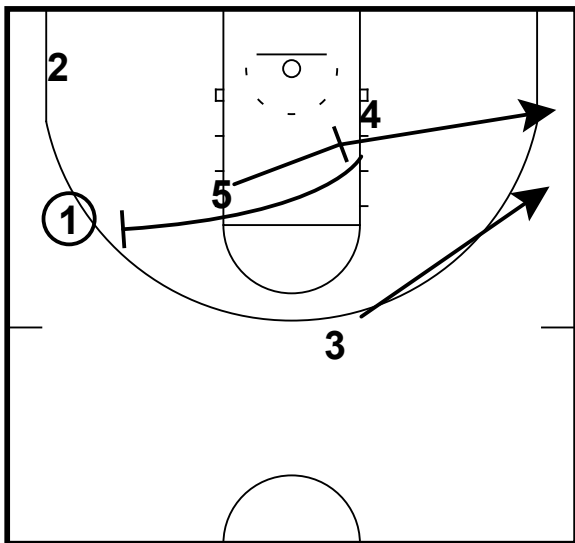
1 passes to 2 and runs thru action  
2 passes to 3 filling the top

Thru Action/Ram/Side Ball Screen



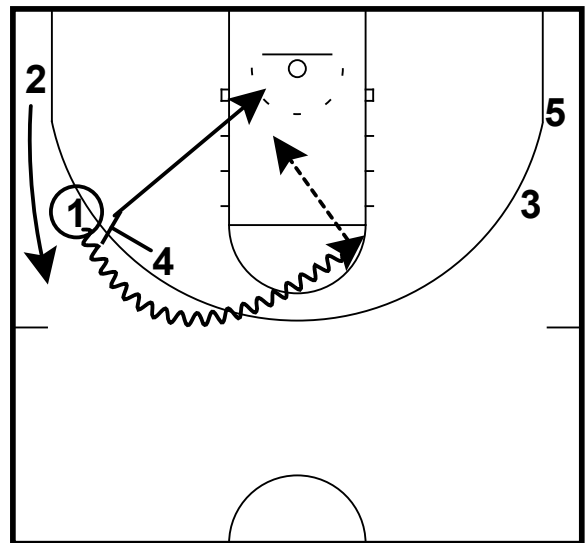
2 fills opposite corner after making pass  
3 passes to 1 at the wing

Thru Action/Ram/Side Ball Screen



5 sets rams screen for 4

Thru Action/Ram/Side Ball Screen



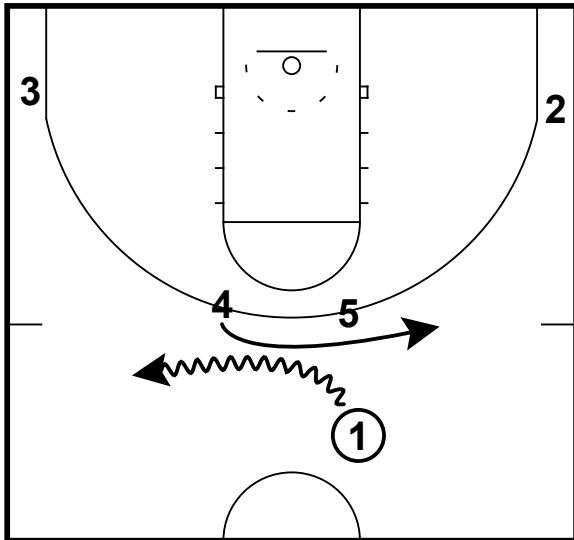
1 throws lob to 4 rolling to basket



# 5 Out Offenses

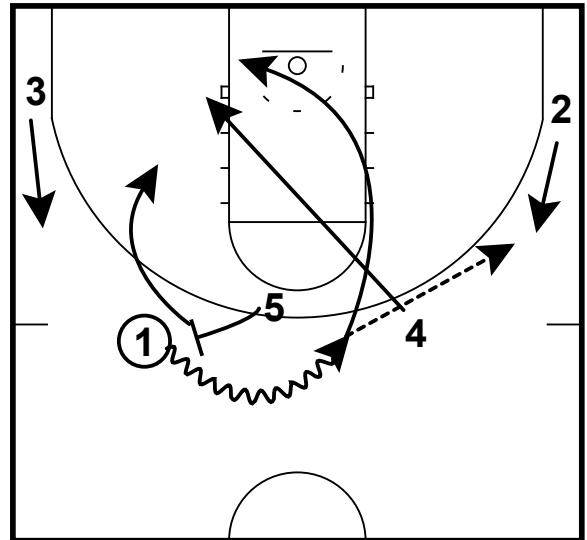
## Creighton vs Marquette

Brush Cut/High Ball Screen



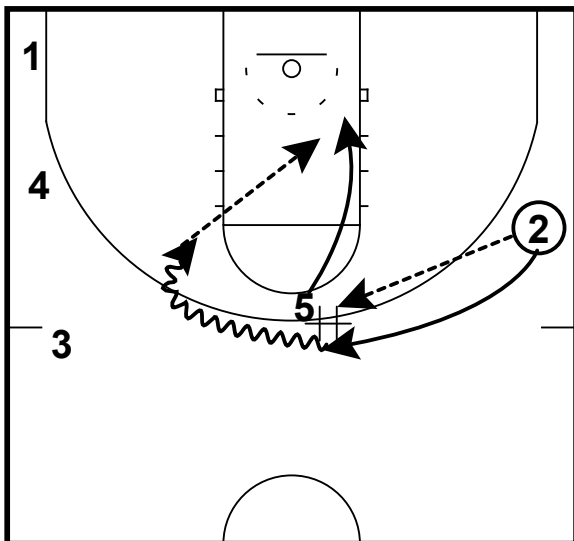
1 dribbles off brush cut by 4

Brush Cut/High Ball Screen



5 sprints out to set ball screen  
1 passes to 2 and basket cuts

Brush Cut/High Ball Screen

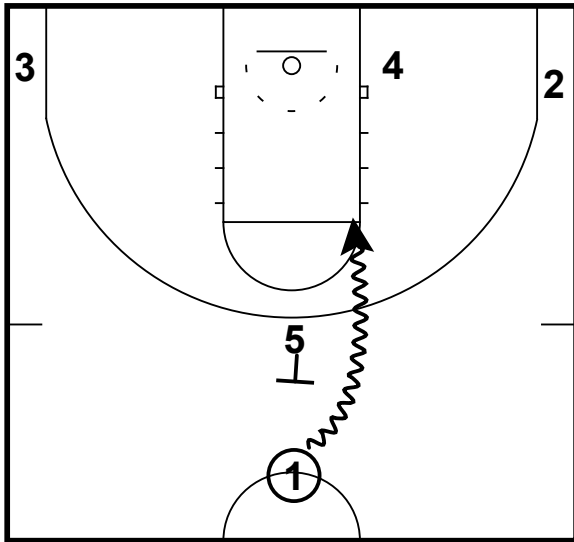


2 follows pass and receives DHO  
2 hits 5 on the roll

# 5 Out Offenses

## Creighton vs Marquette

Flat Ball Screen

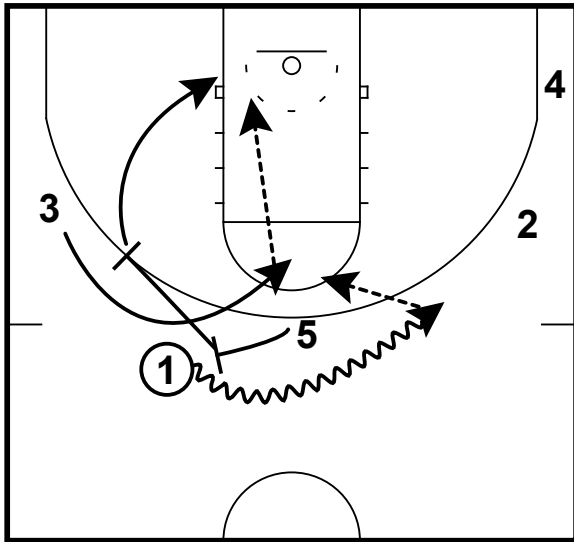


1 shoots elbow jumper off flat ball screen

# 5 Out Offenses

## Creighton vs Marquette

High Ball Screen/Away Screen

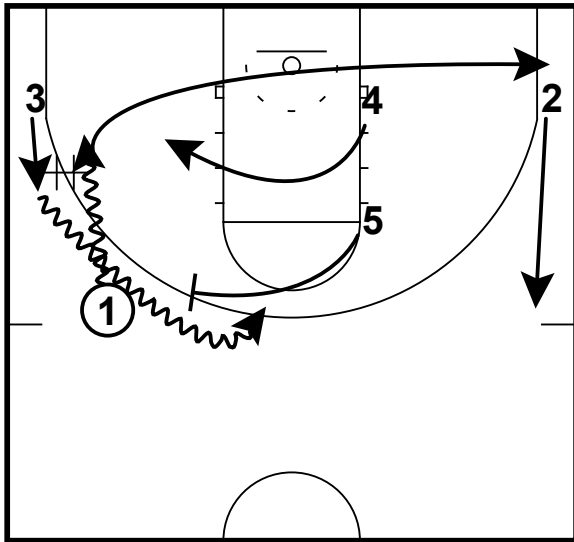


5 sets high ball screen then screens away for 3  
3 curls off screen and hits 5 on the lob

# 5 Out Offenses

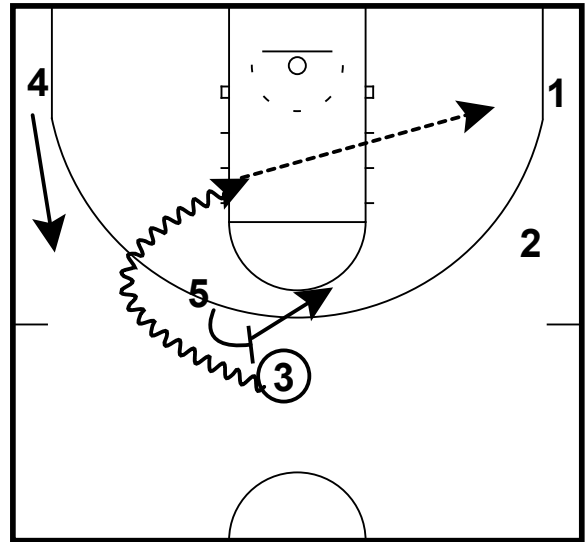
## Creighton vs Marquette

Pistol Action/ReScreen



- 3 receives DHO from 1
- 5 sets side ball screen
- 1 cuts to opposite corner
- 2 lifts

Pistol Action/ReScreen

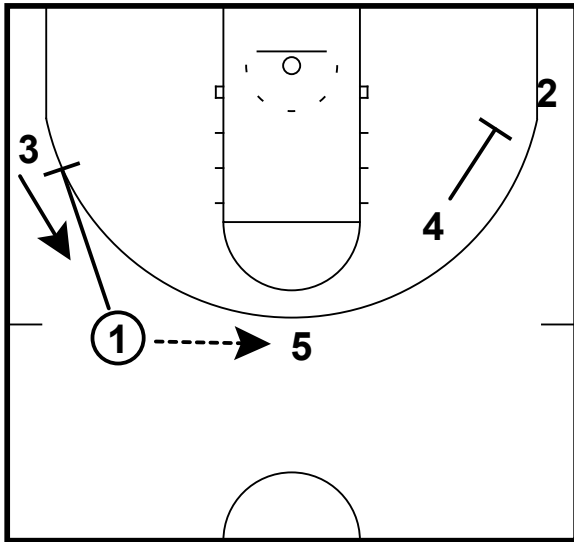


- 5 rescreens 3
- 3 kicks to 1 in the corner

# 5 Out Offenses

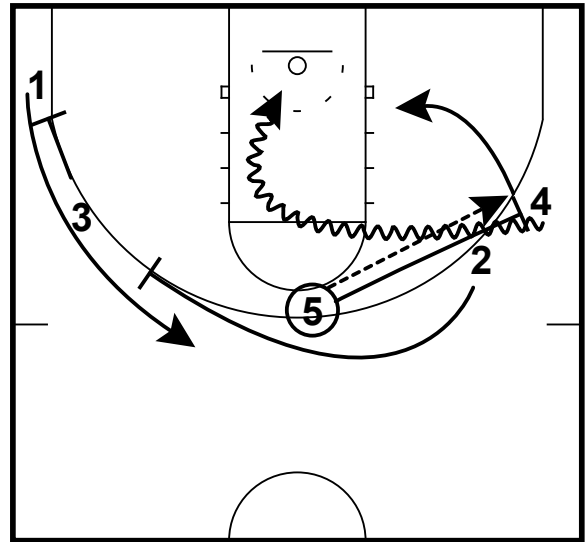
## Creighton vs Marquette

Pistol Action/Stagger



1 passes to 5 at the top of the key  
1 and 4 set pin downs

Pistol Action/Stagger

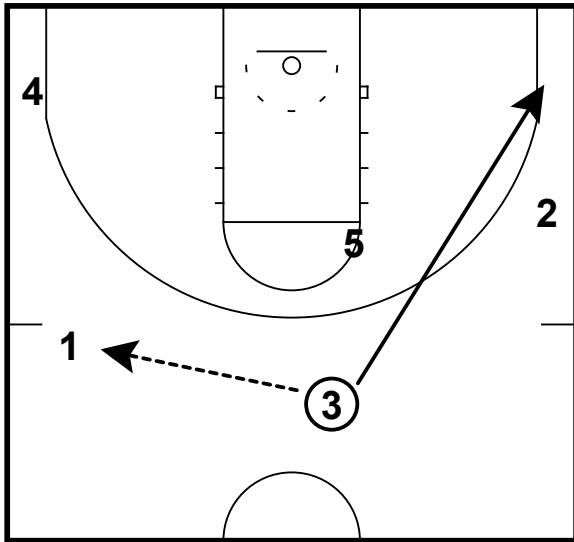


Misdirection with stagger on 1 side of the floor  
5 passes to 4 and sets empty side ball screen  
4 finishes at the rim

# 5 Out Offenses

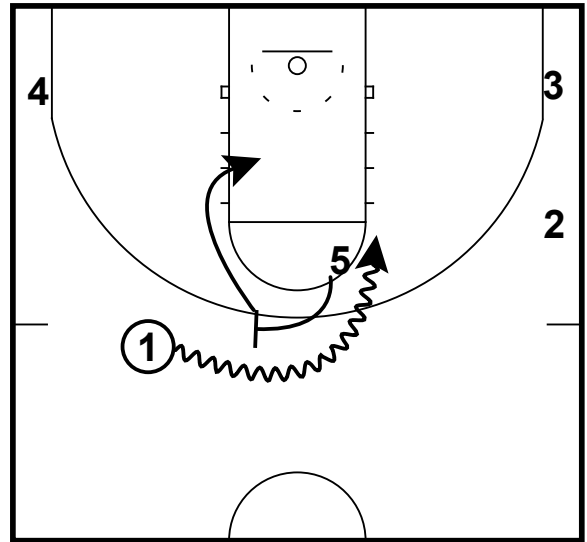
## Creighton vs Marquette

Side Ball Screen



3 passes opposite to 1  
3 fills weak side corner

Side Ball Screen

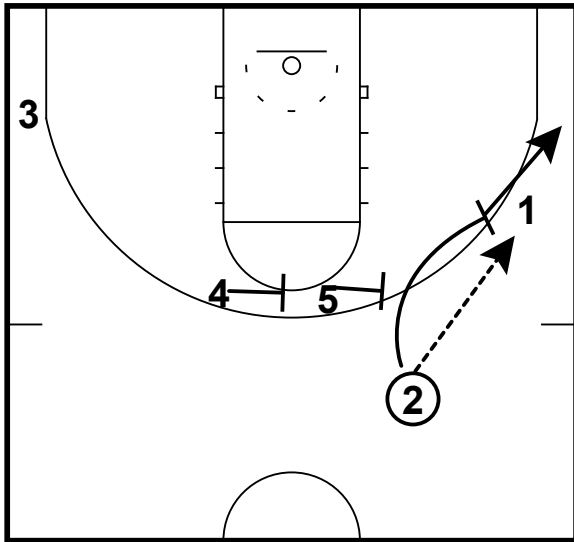


5 sprints out to set side ball screen  
1 shoots elbow jumper because of poor drop coverage

# 5 Out Offenses

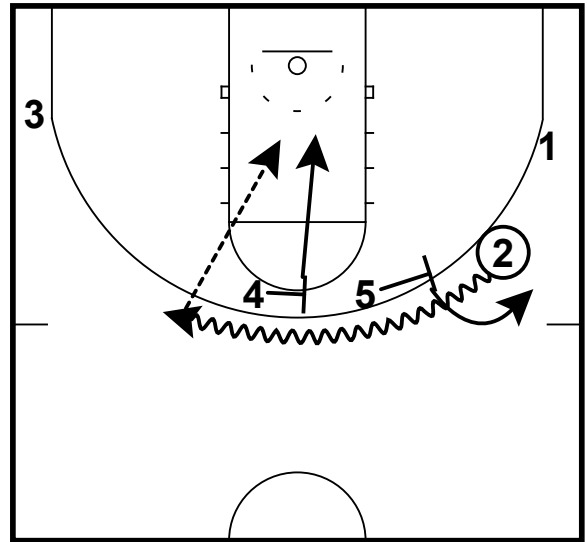
## Creighton vs Marquette

Side Ball Screen/Double Ball Screen



2 passes to 1 and sets side ball screen  
2 pops

Side Ball Screen/Double Ball Screen

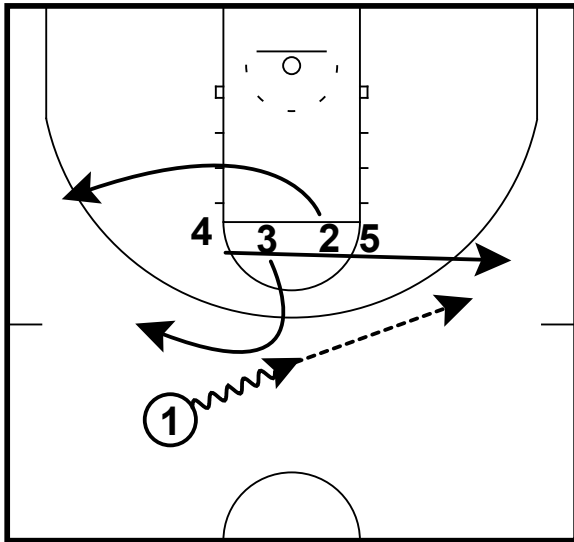


2 dribbles off double ball screen set by 5 and 4  
5 pops and 4 rolls to rim

# 5 Out Offenses

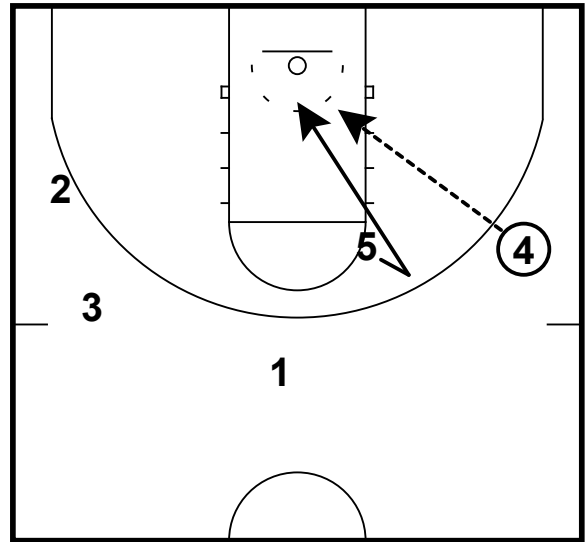
## Creighton vs Marquette

Stack/High Ball Screen/Back Door Lob



1 dribbles off brush screen by 3 and passes to 4 popping to wing  
2 cuts to opposite wing

Stack/High Ball Screen/Back Door Lob



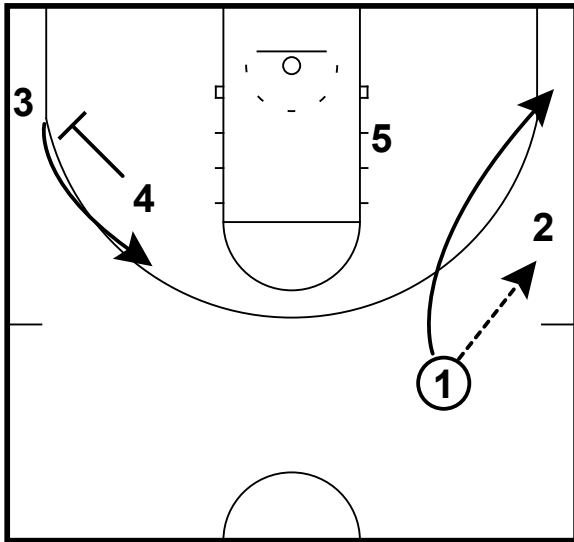
5 fakes setting side ball screen for 4 and back cuts to basket  
4 hits 5 on the lob



# 5 Out Offenses

## Creighton vs Marquette

Strong Action

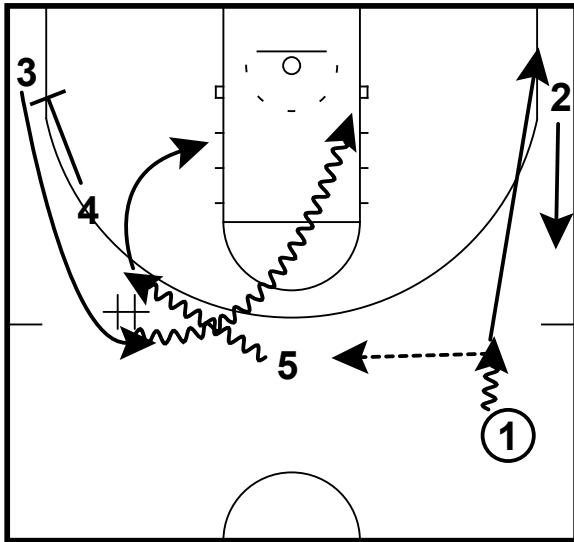


4 sets pin down on weak side  
1 passes to 2 and cuts strong side  
Confusion on defense allows open jumper

# 5 Out Offenses

## Creighton vs Marquette

Zoom Action

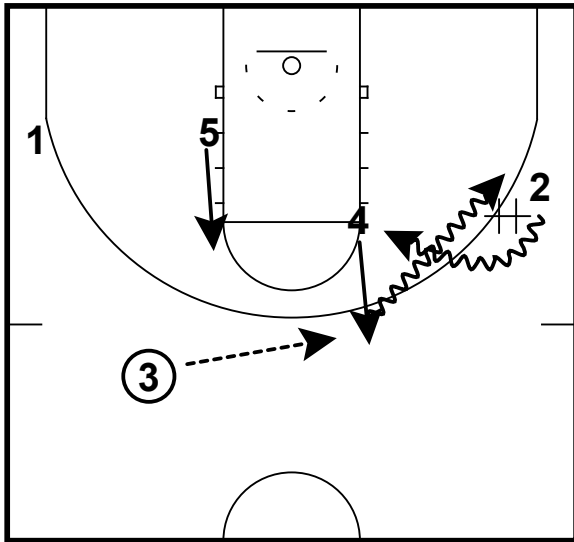


- 1 passes to 5 at the top
- 2 and 1 exchange
- 4 sets pin down for 3
- 3 runs DHO with 5 and finishes at the rim

# 5 Out Offenses

## Canisius vs Niagara

DHO/Jumper

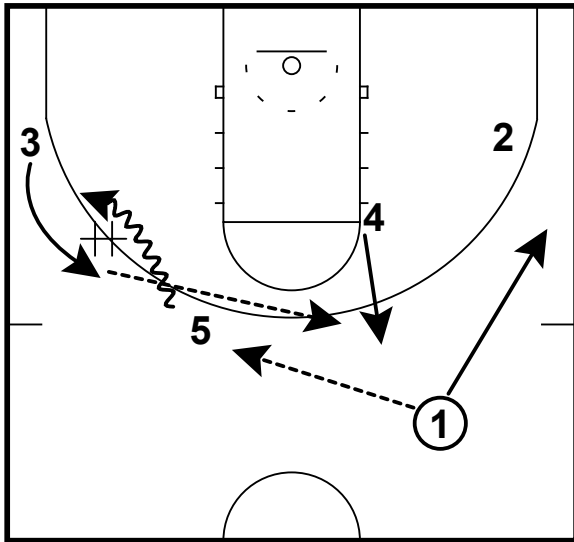


Ball is reversed to 4  
4 runs DHO with 2  
2 shoots elbow jumper

# 5 Out Offenses

## Canisius vs Niagara

DHO/Kick

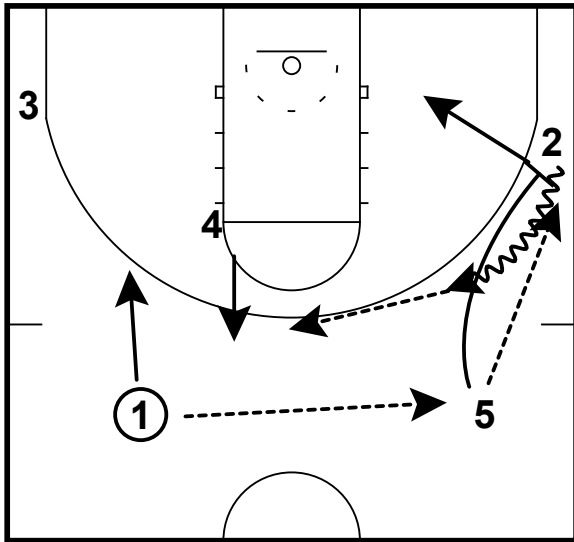


3 dribbles off DHO and kicks to 4 for shot

# 5 Out Offenses

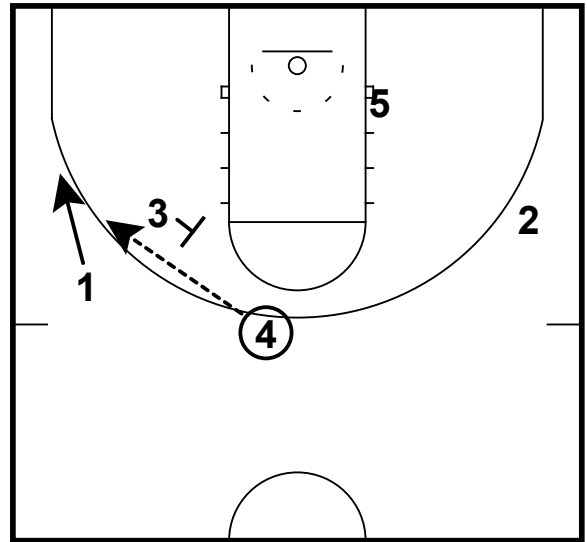
## Canisius vs Niagara

Flare



5 sets side ball screen for 2  
2 dribbles off screen and reverses ball to 4

Flare

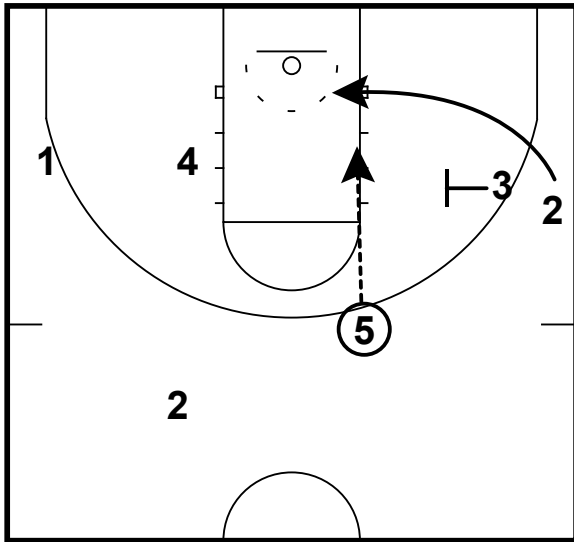


3 sets flare screen for 1  
4 hits 1 for open 3 point attempt

# 5 Out Offenses

## Canisius vs Niagara

Flare/Back Cut

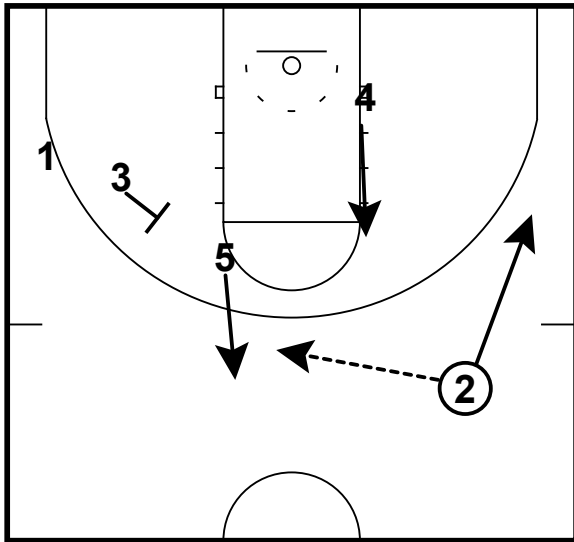


5 hits 2 on the back cut

# 5 Out Offenses

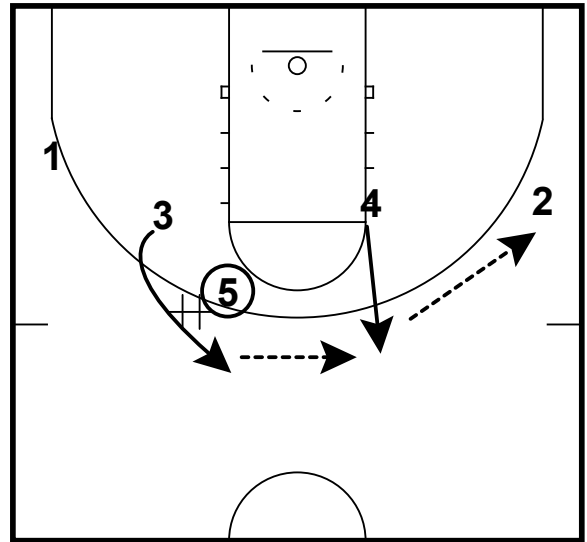
## Canisius vs Niagara

Flare/DHO



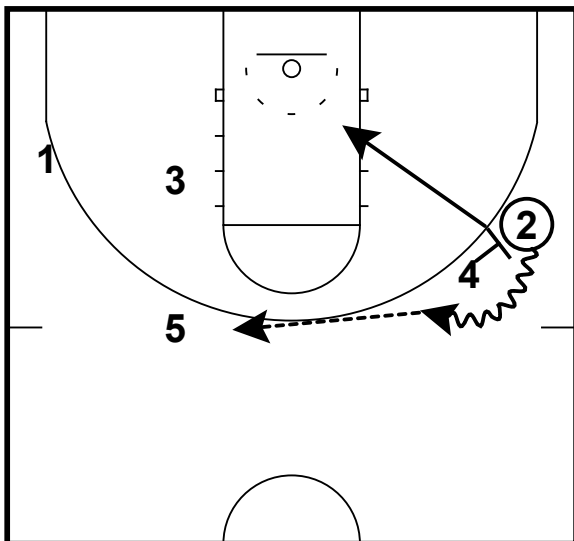
Ball is reversed to 5  
3 sets flare for 1

Flare/DHO



5 runs DHO with 3  
Ball is reversed to 2

Flare/DHO

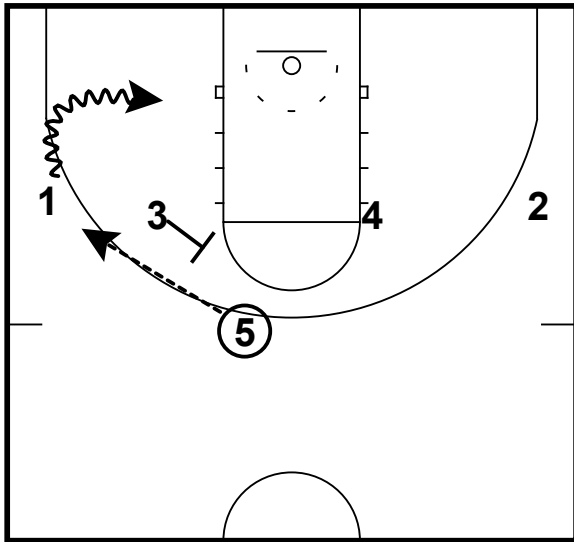


4 rolls after setting ball screen for 2  
2 hits 5 for wide open 3 point attempt

# 5 Out Offenses

## Canisius vs Niagara

Flare/Dribble Jumper



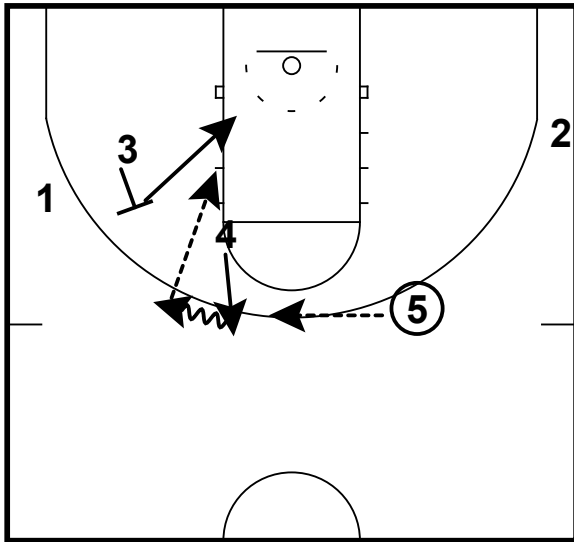
5 passes to 1 cutting off flare set by 3



# 5 Out Offenses

## Canisius vs Niagara

Flare/Slip

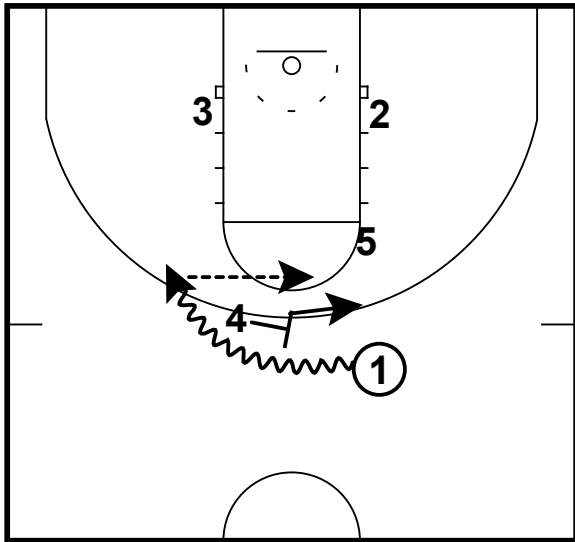


Ball is reversed to 4  
4 dribbles at 1 for hand off  
3 slips the screen

# 5 Out Offenses

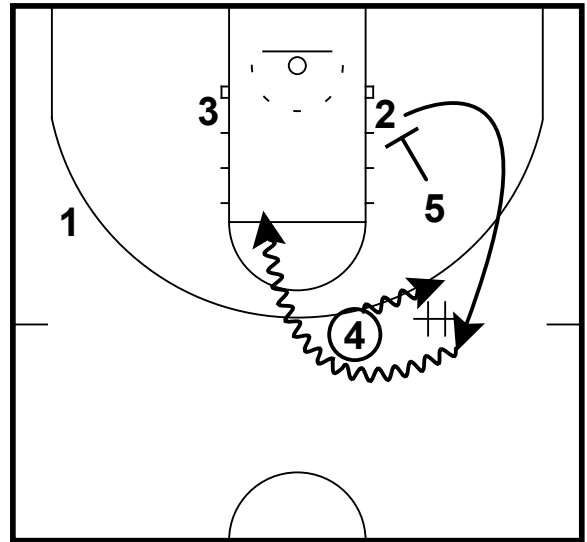
## Canisius vs Niagara

High Ball Screen/Pop/Zoom Action



1 passes to 4 on the pop

High Ball Screen/Pop/Zoom Action

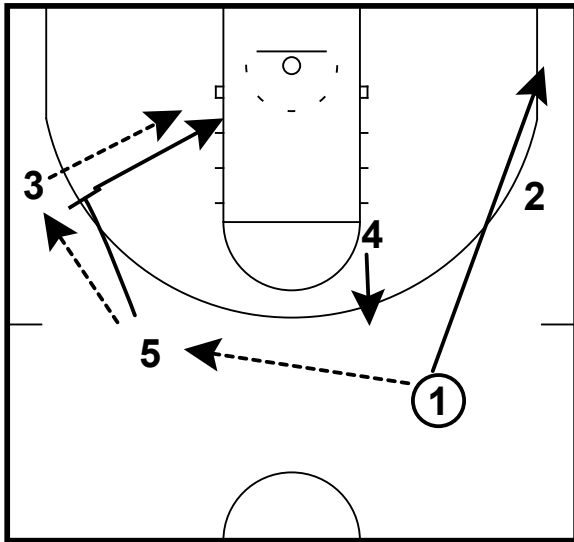


4 runs DHO with 2  
2 shoots nail jumper

# 5 Out Offenses

## Canisius vs Niagara

Side Ball Screen/Slip

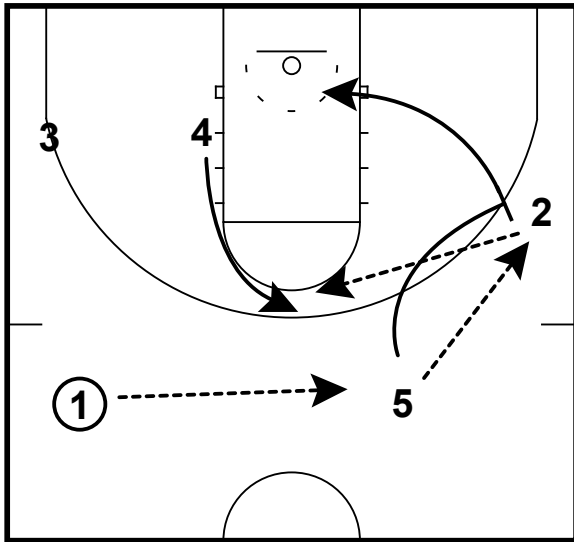


Ball reversal to 5  
5 slips screen set on 3

# 5 Out Offenses

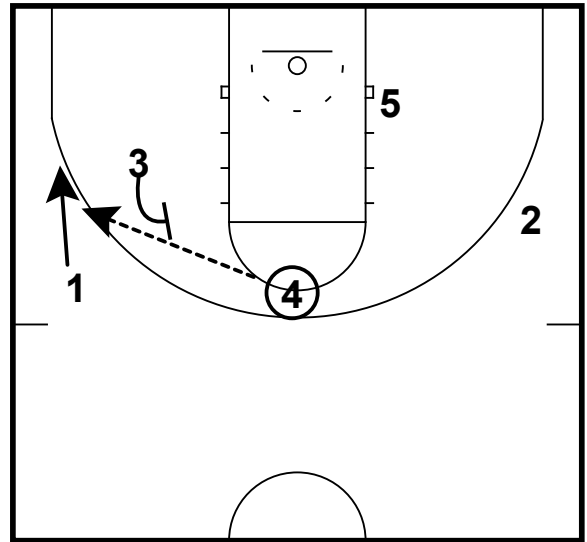
## Canisius vs Niagara

UCLA Screen



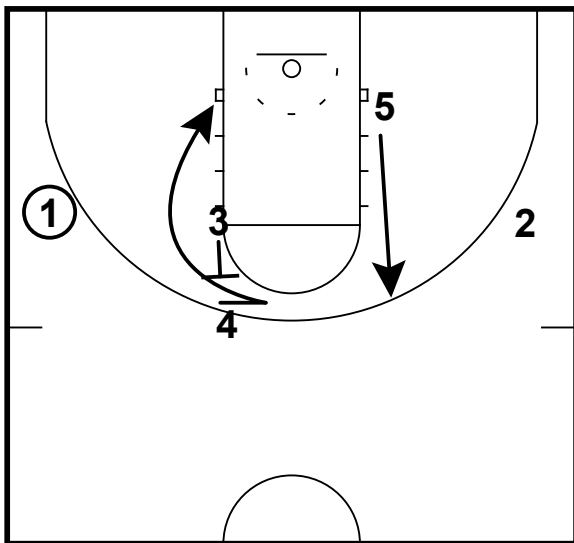
Ball is reversed to 2  
5 rolls after setting screen

UCLA Screen



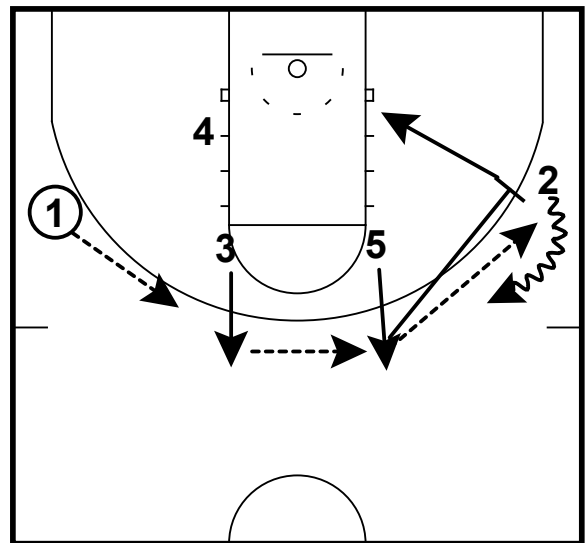
3 sets flare screen for 1  
4 reverses ball to 1

UCLA Screen



3 sets UCLA screen for 4  
1 looks for 4 on post up

UCLA Screen

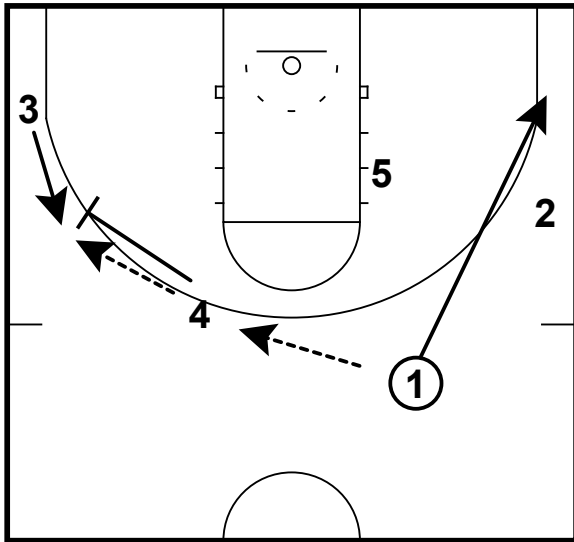


Ball is reversed  
5 rolls to basket after setting screen  
2 dribbles off screen for shot

# 5 Out Offenses

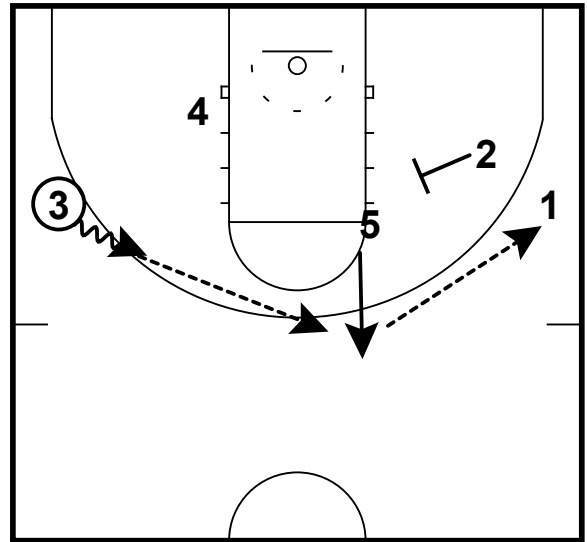
## Canisius vs Niagara

UCLA Screen/Post Up



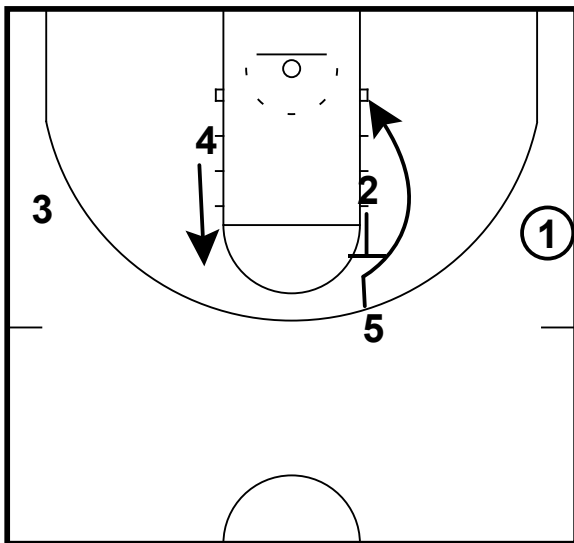
4 passes to 3 and sets side ball screen

UCLA Screen/Post Up



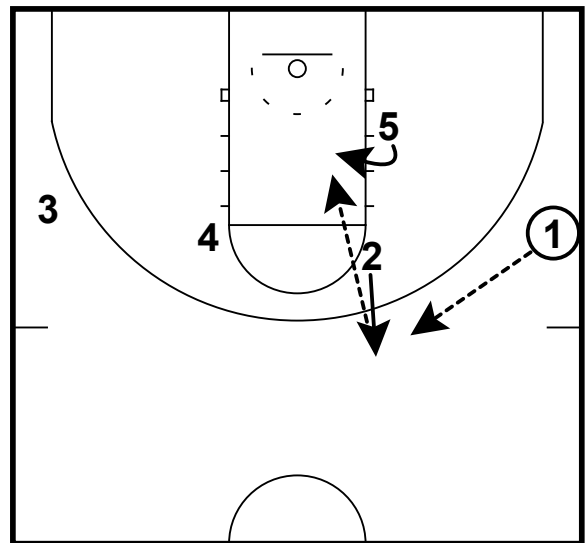
3 reverses ball to 5  
5 passes to 1 at the wing

UCLA Screen/Post Up



2 sets UCLA screen for 5

UCLA Screen/Post Up

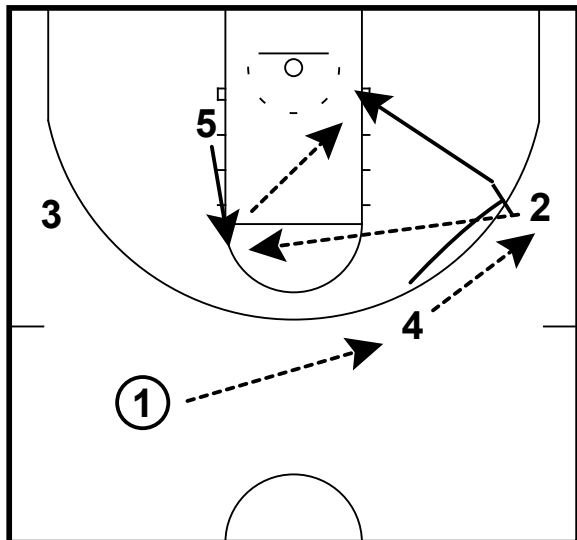


2 pops up to the slot to receive pass from 1  
2 hits 5 on the duck in

# 5 Out Offenses

## Canisius vs Rider

### Ball Reversal/Roller

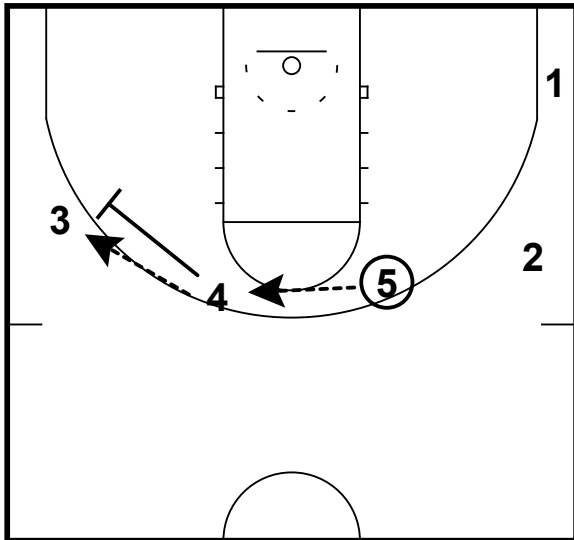


- 4 follows pass and sets side ball screen
- 4 rolls
- 2 reverses ball to 5
- 5 hits 4 at the block

# 5 Out Offenses

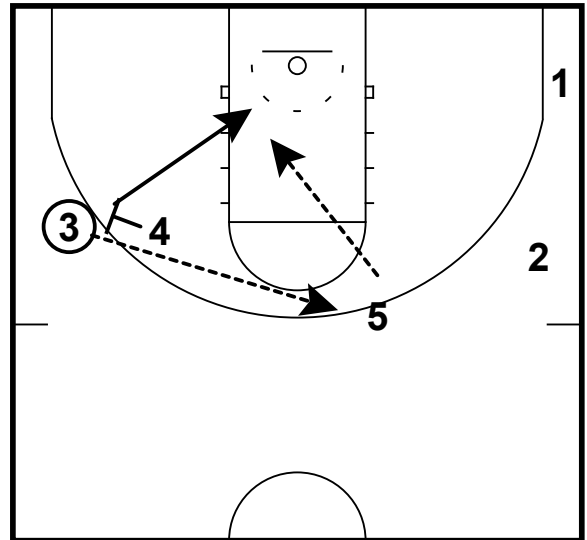
## Canisius vs Rider

Ball Screen/Slip



Ball is reversed to 3  
4 sets side ball screen

Ball Screen/Slip

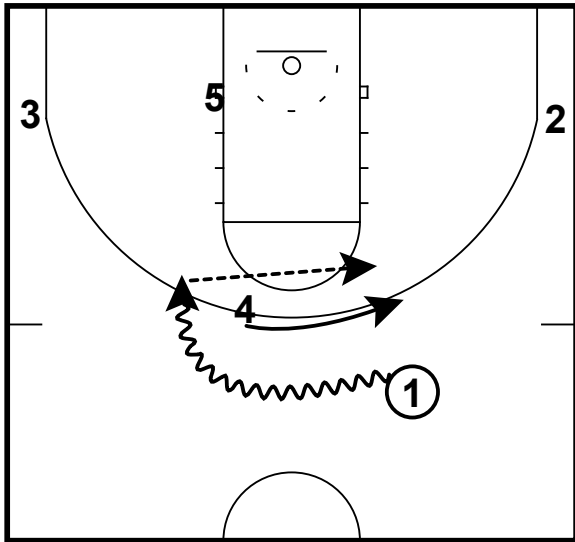


3 passes back to 5  
5 hits 4 on the slip

# 5 Out Offenses

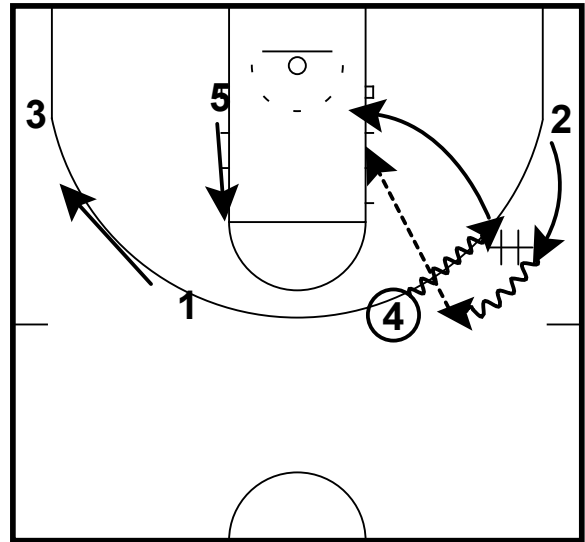
## Canisius vs Rider

Brush Screen/Roller



1 passes to 4 off the brush screen

Brush Screen/Roller



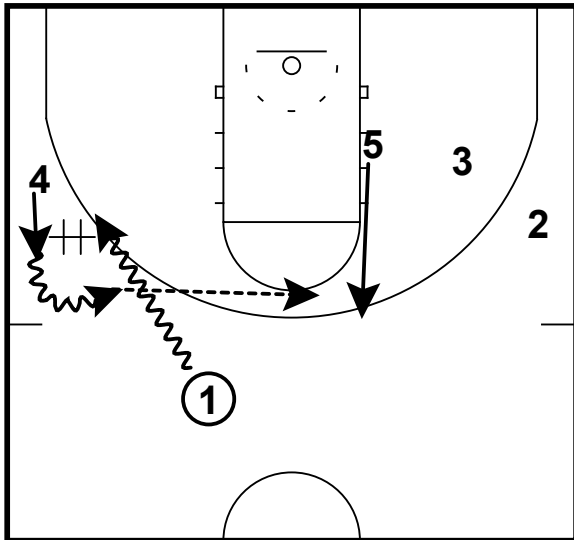
4 runs DHO with 2  
2 hits 4 on the roll



# 5 Out Offenses

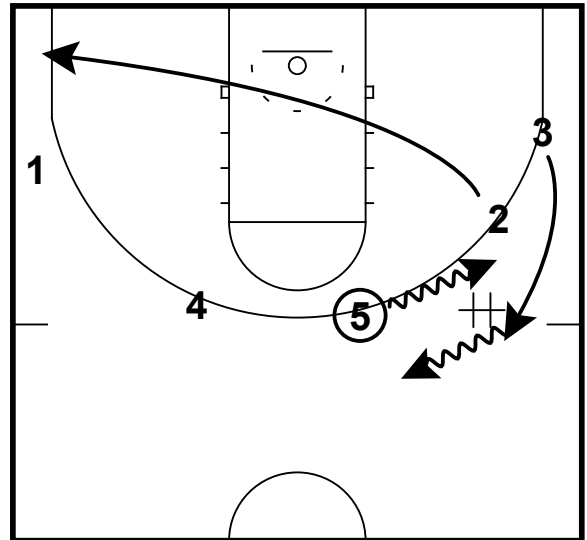
## Canisius vs Rider

DHO/Back Cut/DHO



1 runs DHO with 4  
4 reverses ball to 5

DHO/Back Cut/DHO

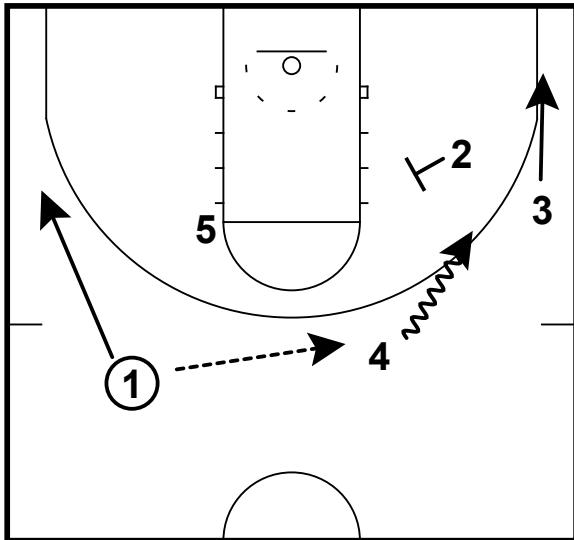


5 dribbles at wing  
2 back cuts  
5 hands off to 3 for shot

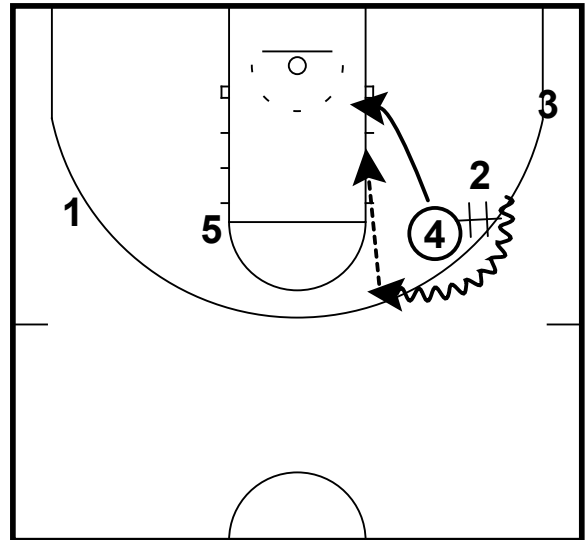
# 5 Out Offenses

## Canisius vs Rider

DHO/Roller



DHO/Roller



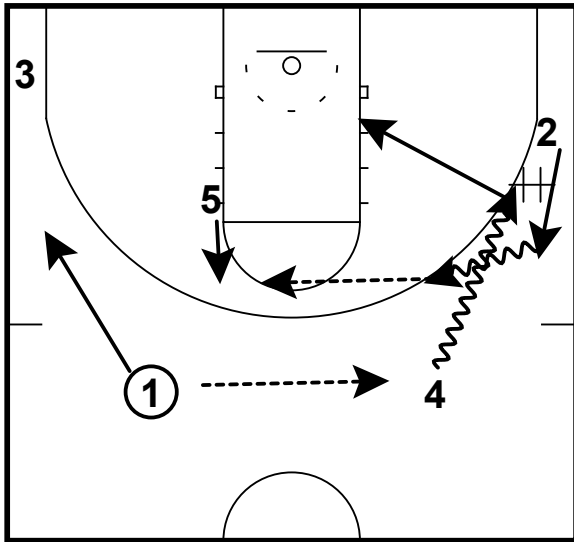
4 looks to DHO with either 2 or 3

2 receives DHO from 4  
2 hits 4 on the roll

# 5 Out Offenses

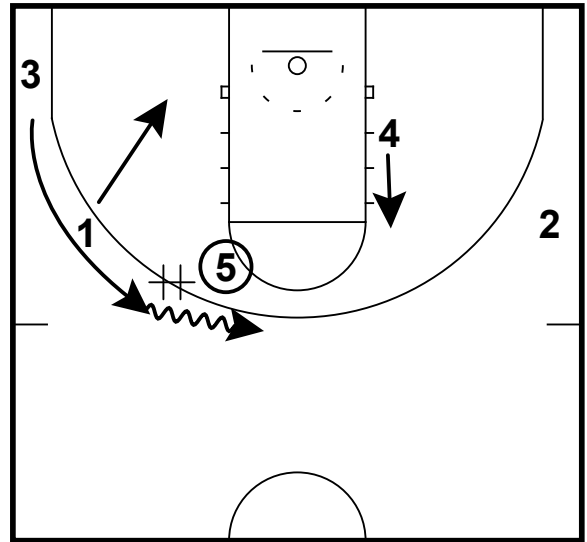
## Canisius vs Rider

DHO/Snap Back/Post Up



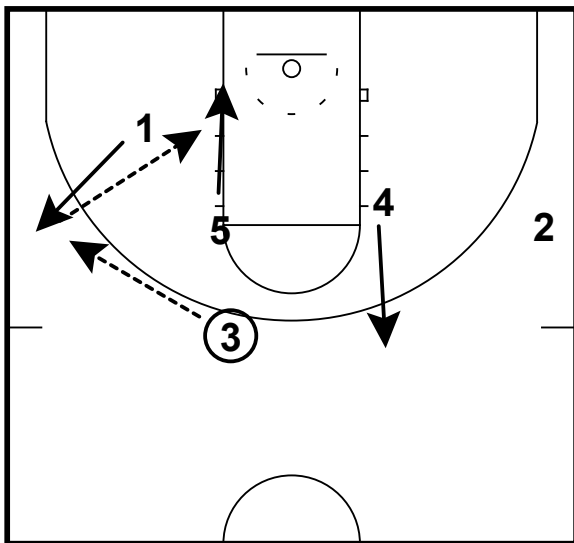
4 runs DHO with 2  
Ball is reversed to 5

DHO/Snap Back/Post Up



1 back cuts then fills corner  
5 runs DHO with 3

DHO/Snap Back/Post Up

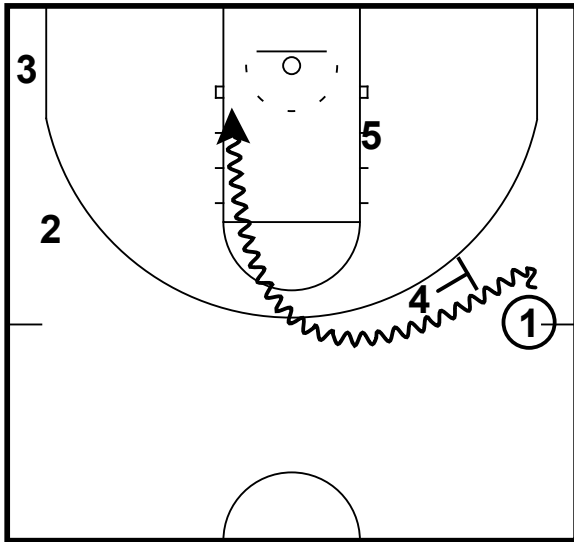


3 throws snap back to 1 at the wing  
5 slides from elbow to block  
1 hits 5 on post up

# 5 Out Offenses

## Canisius vs Rider

Side Ball Screen

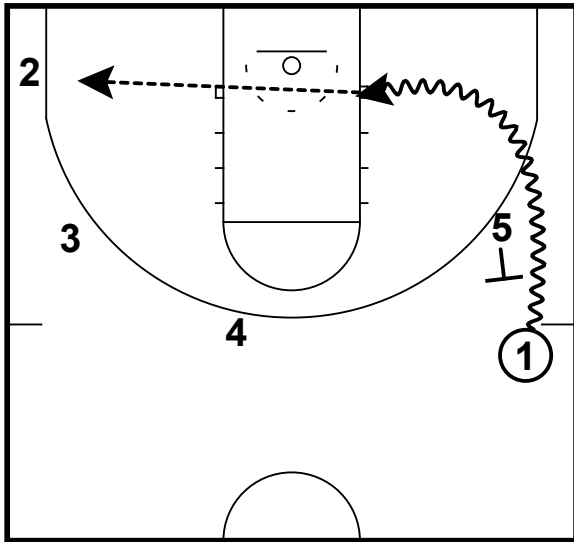


1 finishes at the rim off side ball screen

# 5 Out Offenses

## Canisius vs Rider

### Step Up Screen

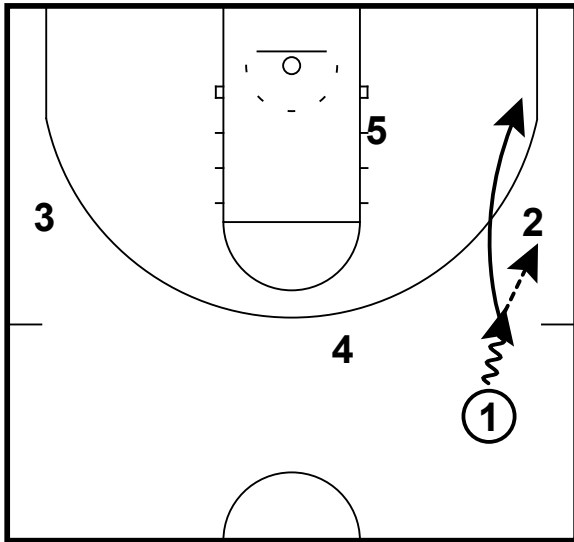


1 attacks off step up screen and hits 2 for corner 3

# 5 Out Offenses

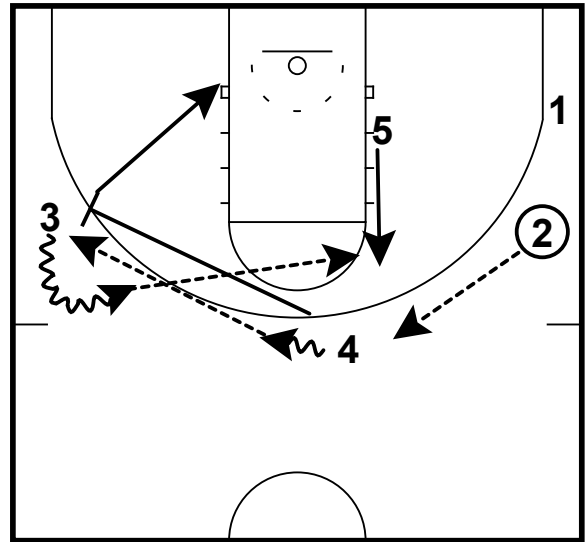
## Canisius vs Rider

Strong Action/High Low



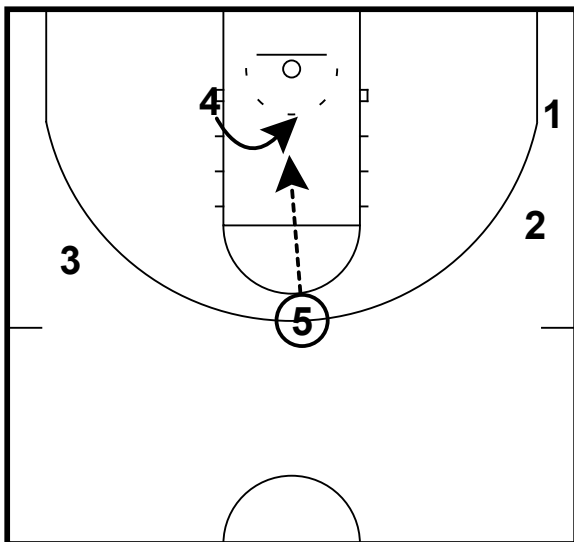
1 passes to 2 and fills strong side corner

Strong Action/High Low



Ball is reversed to 3  
4 rolls on ball screen  
3 hits 5 in the slot

Strong Action/High Low

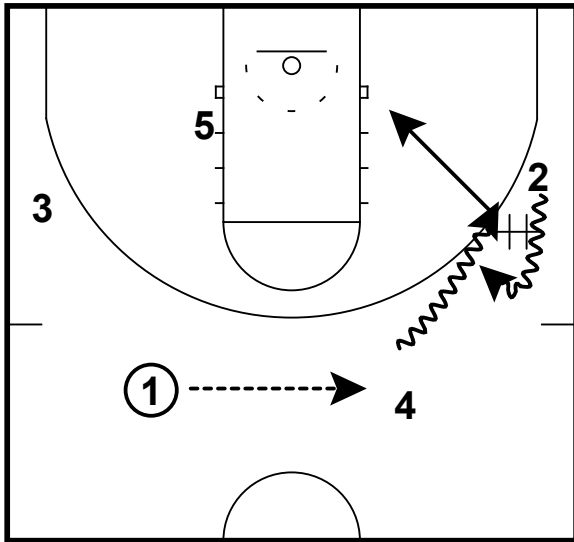


5 hits 4 on high/low action

# 5 Out Offenses

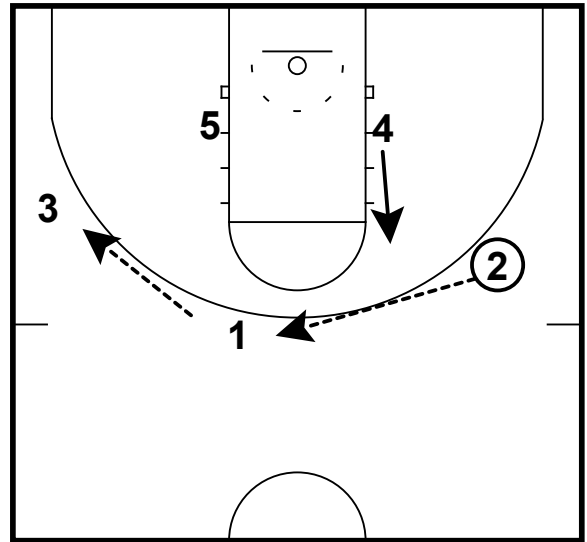
## Canisius vs Rider

UCLA Screen



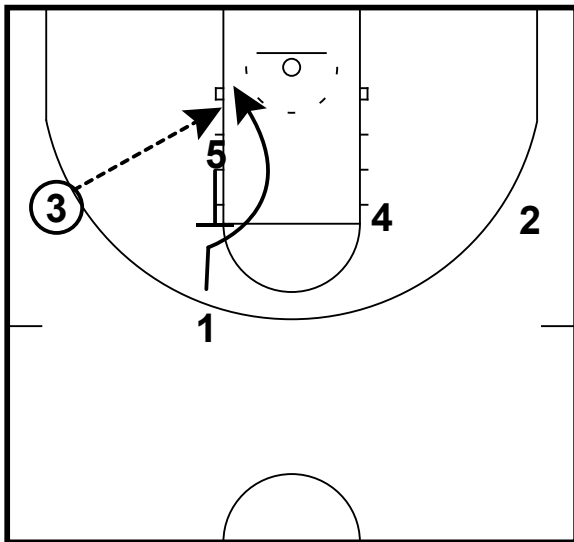
4 runs DHO with 2

UCLA Screen



Ball is reversed to 3

UCLA Screen

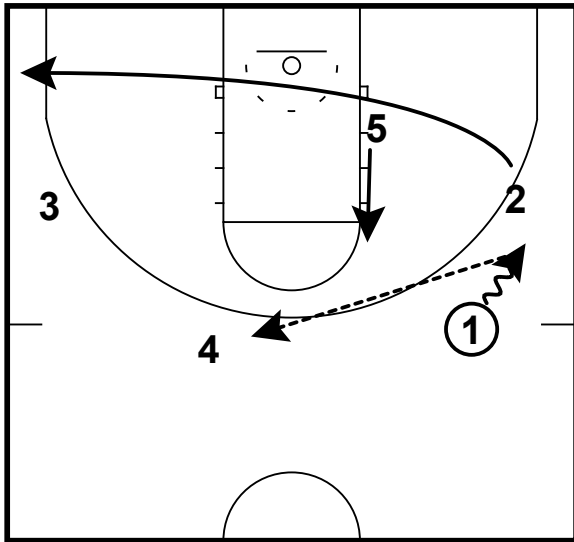


3 hits 1 cutting off UCLA screen

# 5 Out Offenses

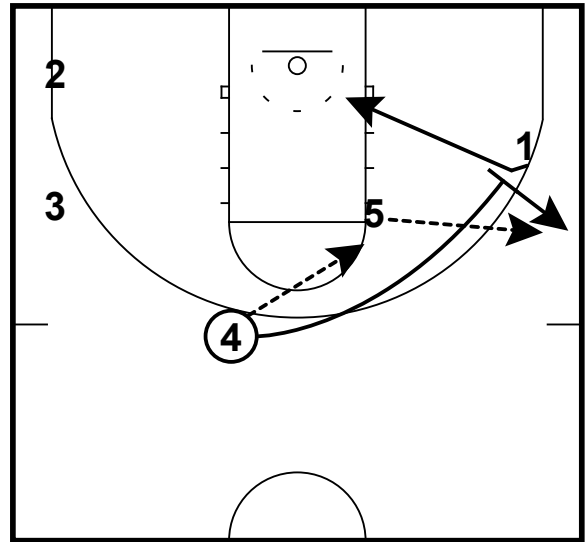
## Richmond vs Davidson

Dribble At/Zoom/Reject/Empty Side Ball Screen



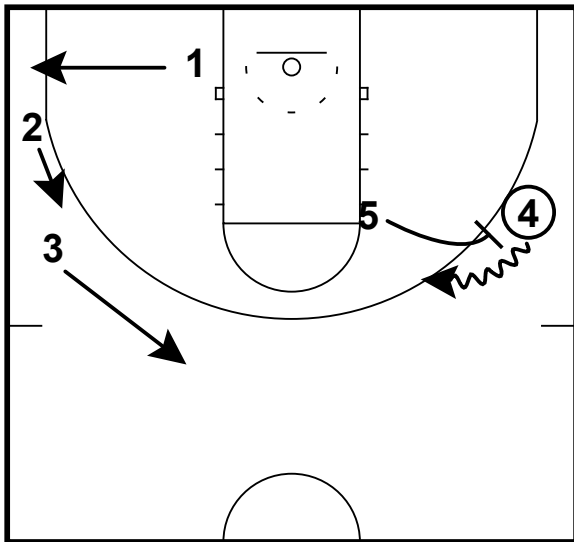
- 1 dribbles at 2
- 2 clears to opposite corner
- 1 swings ball to the top to 4

Dribble At/Zoom/Reject/Empty Side Ball Screen



- 1 rejects pin down set by 4
- 5 passes to 4 on the pop
- 1 empties to opposite corner

Dribble At/Zoom/Reject/Empty Side Ball Screen



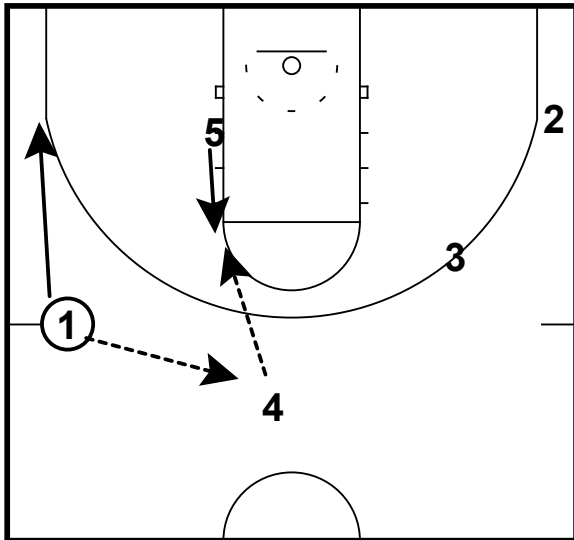
- 4 shoots jumper against the switching defense



# 5 Out Offenses

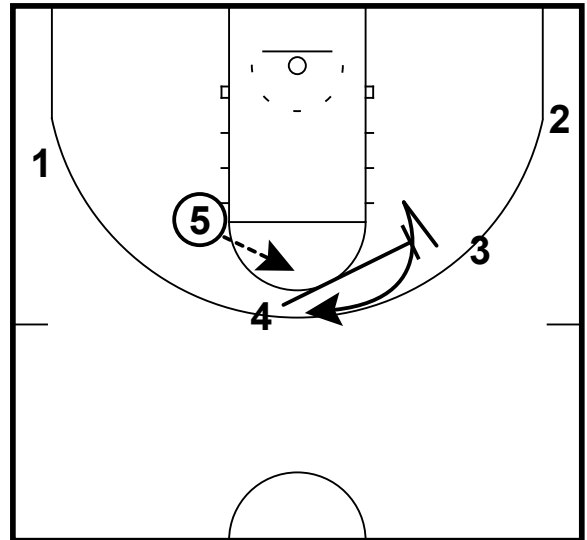
## Richmond vs Davidson

Elbow Entry/Split Action



Elbow entry to 5

Elbow Entry/Split Action

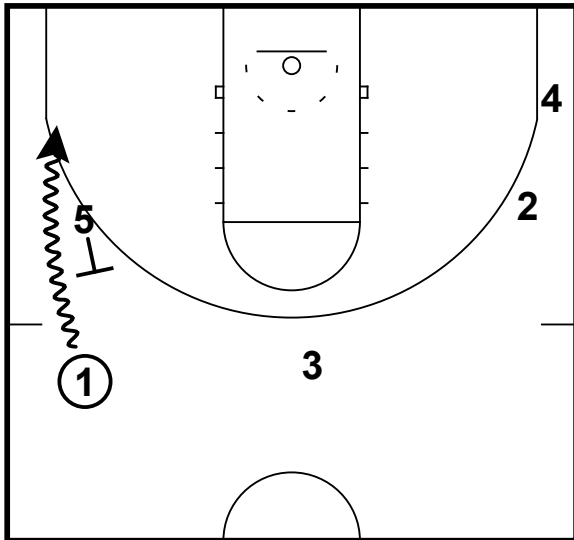


5 hits 3 off the split action

# 5 Out Offenses

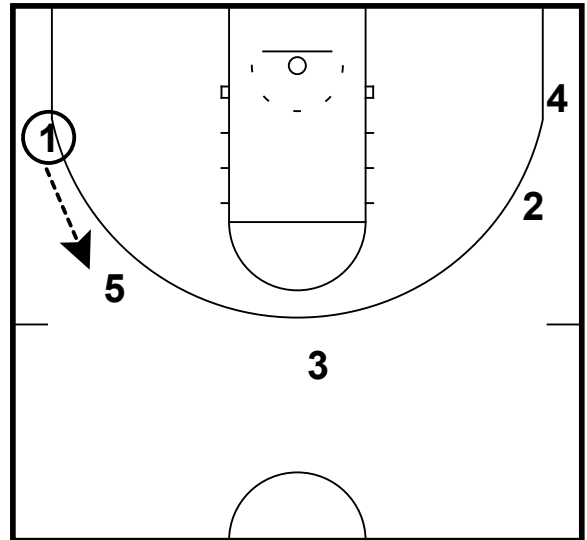
## Richmond vs Davidson

Step Up/Pop/Empty Side Ball Screen



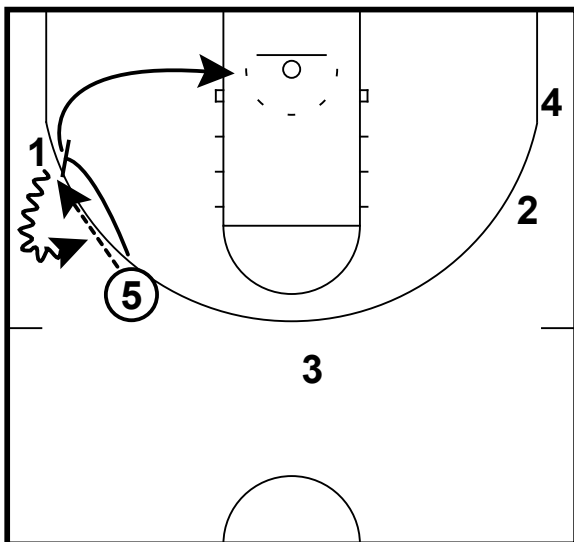
5 sets step up screen for 5

Step Up/Pop/Empty Side Ball Screen



1 passes to 5 on the pop

Step Up/Pop/Empty Side Ball Screen

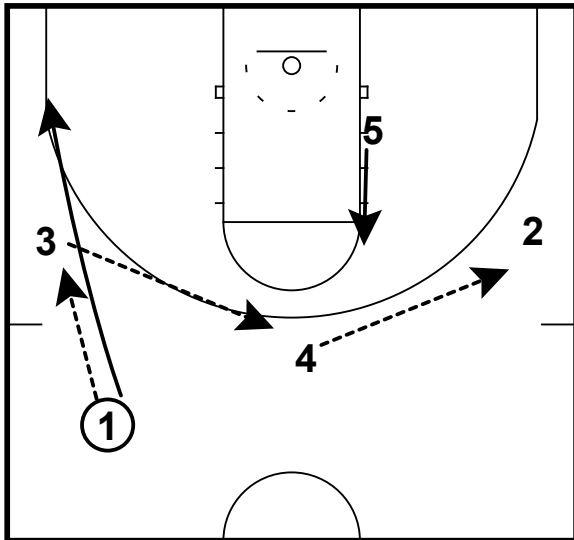


5 passes back to 1 for empty side ball screen  
1 hits wide open 3 because of lack of communication by the defense

# 5 Out Offenses

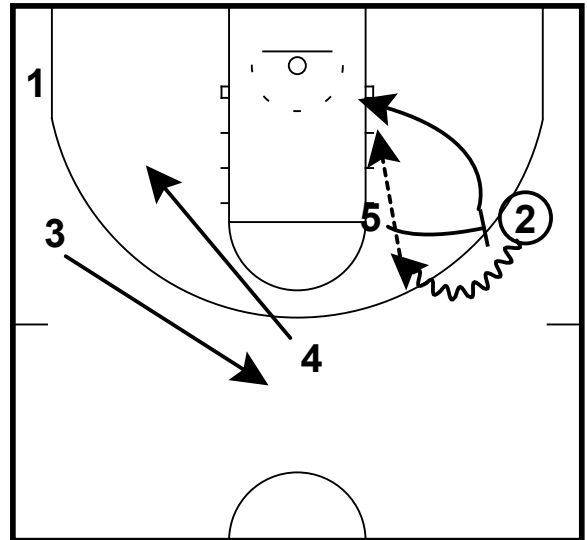
## Richmond vs Davidson

Strong Action/Empty Side Ball Screen



- 1 passes to 3 and fills strong side corner
- 3 swings ball to the top to 4
- 4 passes to 2 at the wing

Strong Action/Empty Side Ball Screen

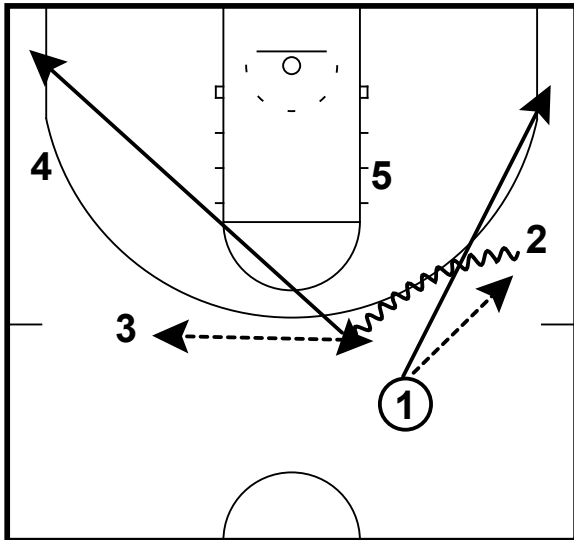


- 2 hits 5 rolling on empty side ball screen

# 5 Out Offenses

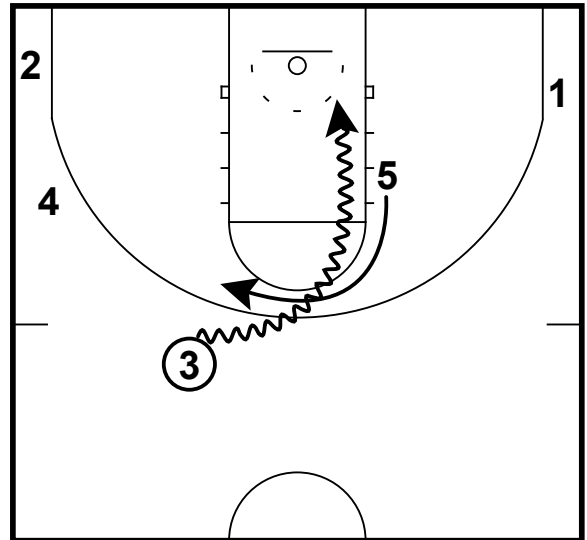
## Richmond vs Davidson

Strong Action/Ghost Screen



- 1 passes to 2 and fills strong side corner
- 2 dribbles up to the top and reverses ball to 3
- 2 cuts to corner

Strong Action/Ghost Screen

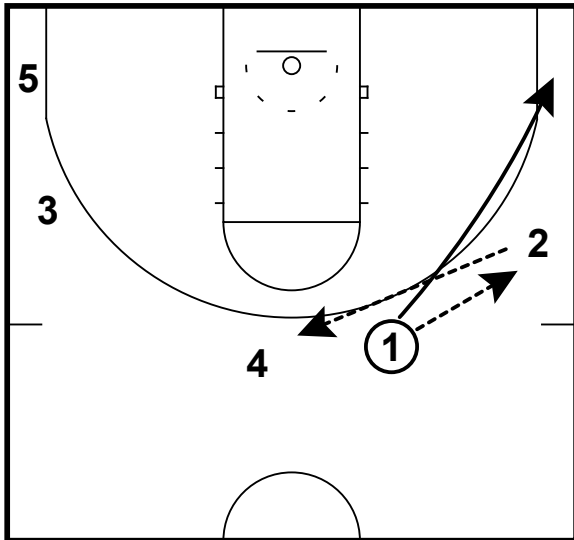


- 3 dribbles behind ghost screen run by 5 and finishes at the rim

# 5 Out Offenses

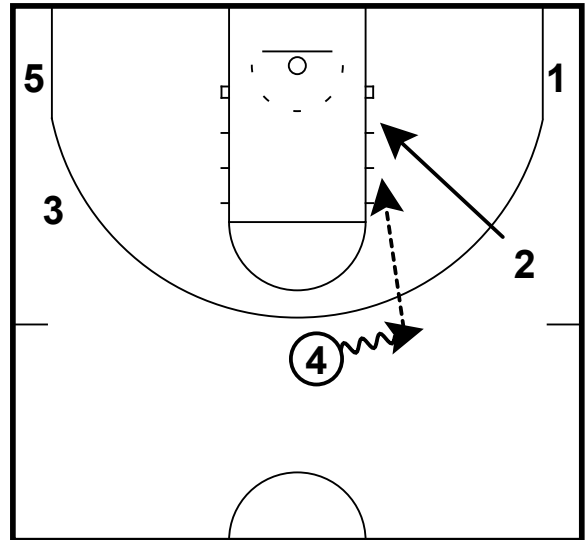
## Richmond vs Davidson

Strong/Back Cut



1 passes to 2 at the wing then fills strong side corner  
2 passes ball back to the top to 4

Strong/Back Cut

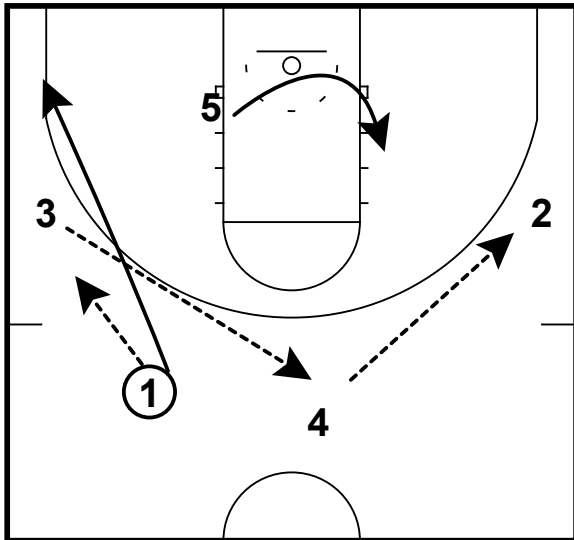


4 dribbles at 2  
2 back cuts and receives pocket pass from 4

# 5 Out Offenses

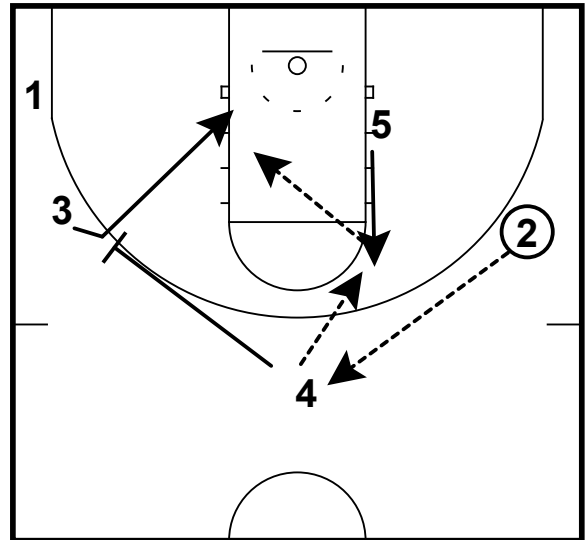
## Richmond vs Davidson

Strong/Reject



1 passes to 3 and cuts strong side  
 Ball is reversed to 2  
 2 looks for 5 on post up

Strong/Reject

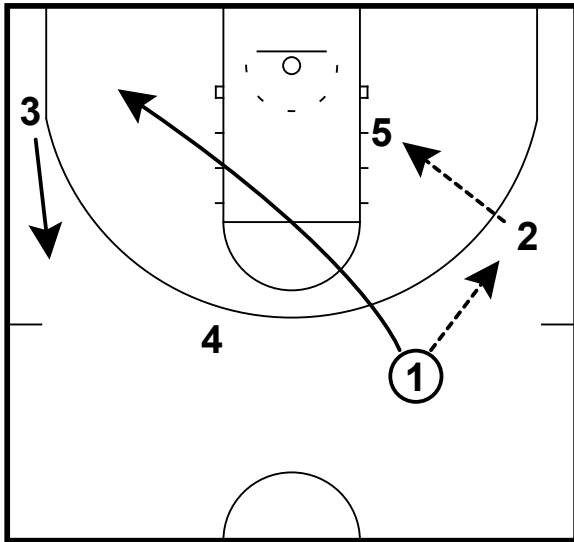


2 passes to 4 at the top of the key  
 4 hits 5 flashing to the elbow  
 5 hits 3 rejecting screen set by 4

# 5 Out Offenses

## Richmond vs Davidson

Thru Action/Post Up

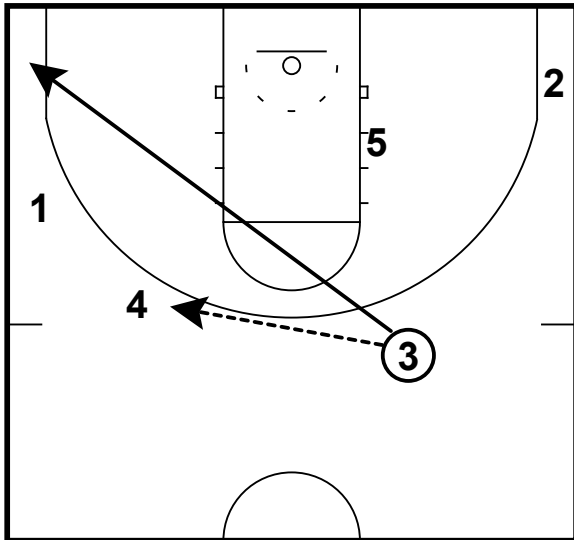


- 1 pass to 2 and cuts to opposite corner
- 3 lifts
- 2 passes to 5 on post up

# 5 Out Offenses

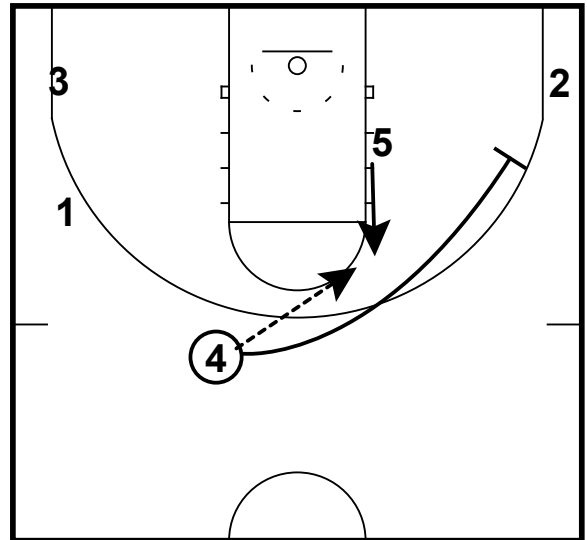
## Richmond vs Davidson

Thru/Zoom Action



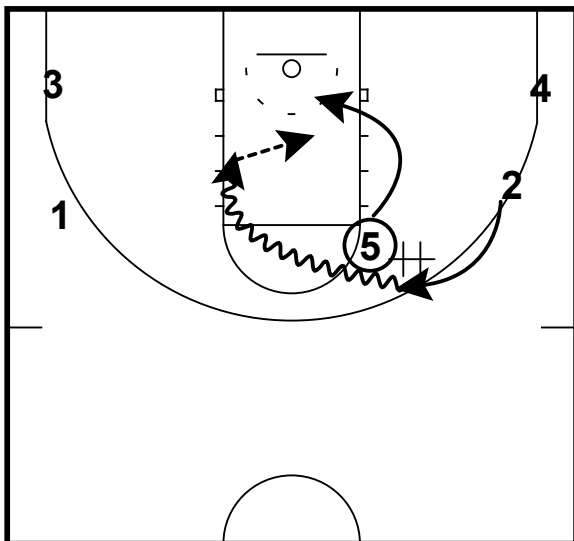
3 passes to 4 and fills opposite wing

Thru/Zoom Action



4 passes to 5 flashing to elbow  
4 sets pin down for 2

Thru/Zoom Action



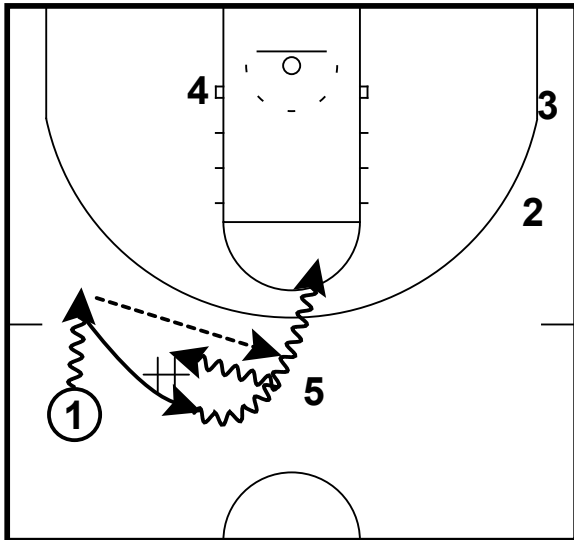
5 hands off to 2  
2 hits 5 on the roll



# 5 Out Offenses

## Richmond vs Davidson

Transition/Hand Back

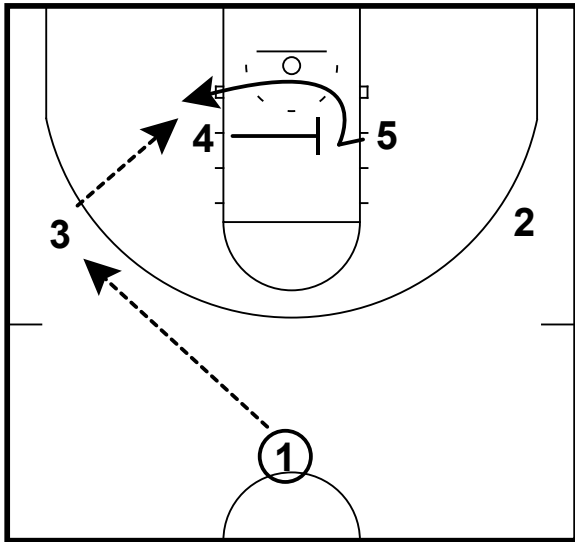


- 1 passes to 5 at the top of the key in transition
- 5 dribbles at 1 and hands back to 1
- 1 shoots jumper at the top of the key

# 5 Out Offenses

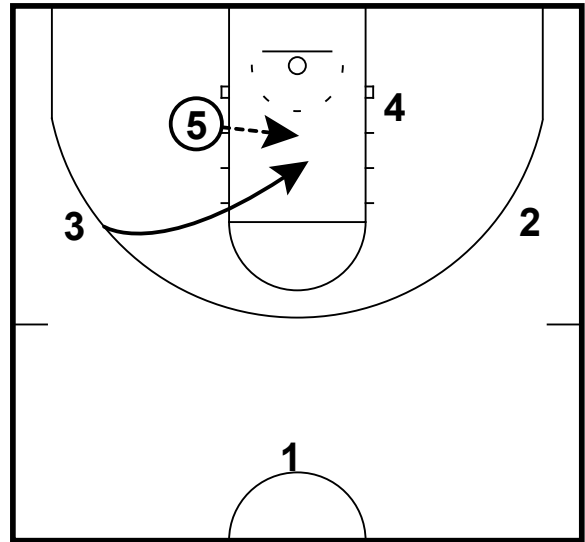
## Richmond vs Duquesne

Cross Screen/Basket Cut



3 hits 4 coming off cross screen set by 4

Cross Screen/Basket Cut

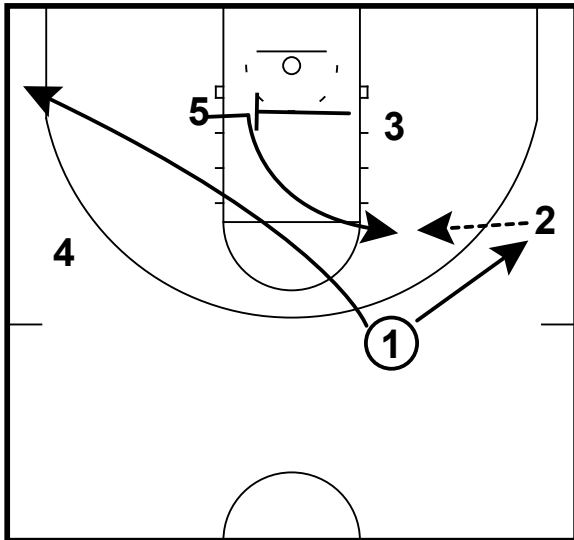


3 receives pass after making basket cut

# 5 Out Offenses

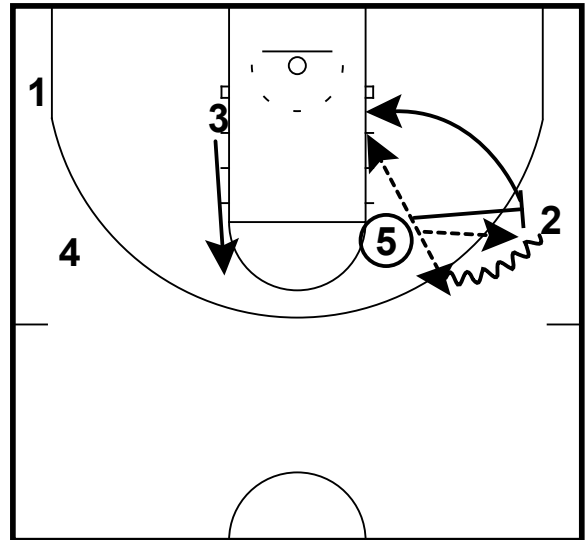
## Richmond vs Duquesne

Cross Screen/Hand Back



- 1 passes to 2 at the wing
- 3 sets cross screen for 5
- 2 hits 5 at the elbow

Cross Screen/Hand Back

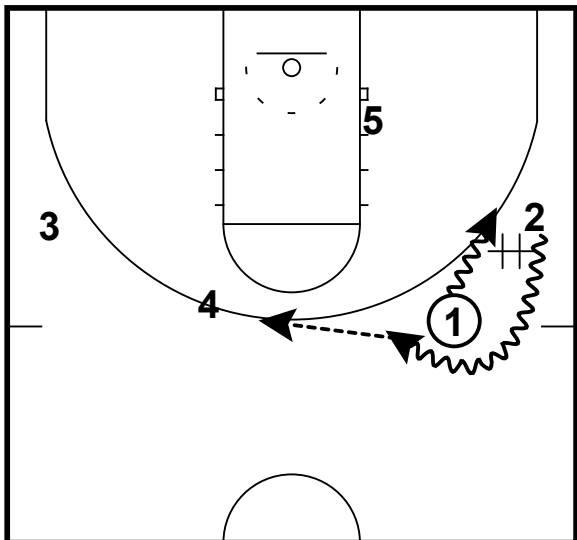


- 5 hands back to 2 and sets empty side ball screen
- 2 hits 5 on the roll

# 5 Out Offenses

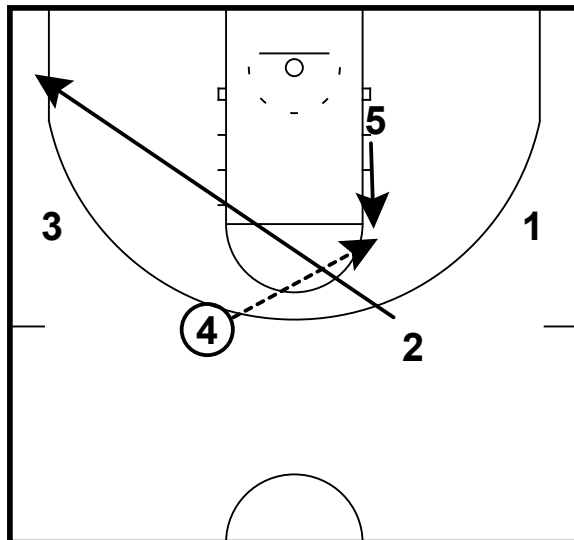
## Richmond vs Duquesne

DHO/Split Action/Empty Side DHO



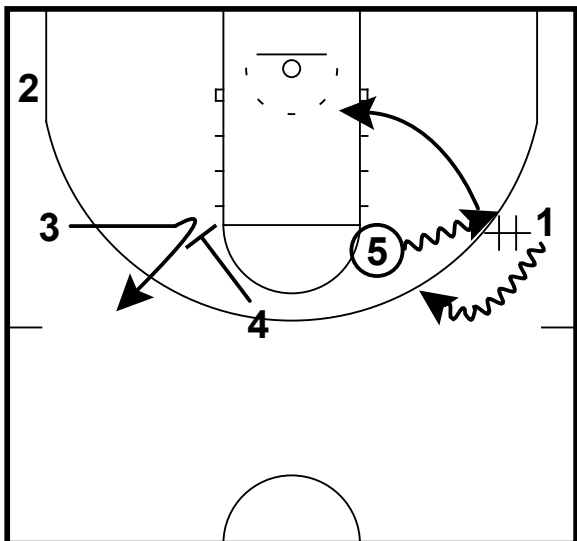
1 and 2 run DHO  
2 reverses ball to 4

DHO/Split Action/Empty Side DHO



2 fills opposite corner  
4 flashes to elbow to receive pass from 4

DHO/Split Action/Empty Side DHO

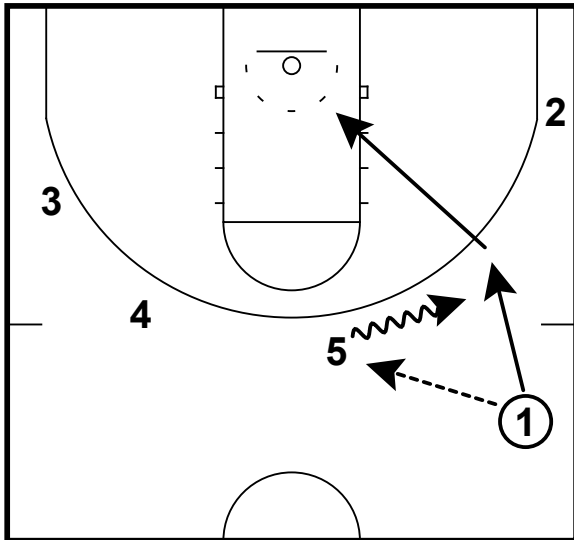


4 and 3 run split action to occupy help defenders  
5 runs DHO with 1  
1 hits 5 on the roll

# 5 Out Offenses

## Richmond vs Duquesne

Dribble At/Back Cut

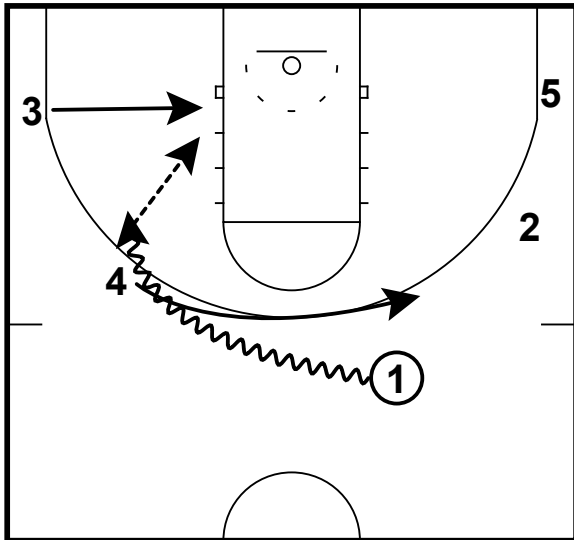


- 1 passes to 5 at the top
- 1 fills wing spot
- 5 dribbles at 1
- 1 back cuts and receives pocket pass from 5

# 5 Out Offenses

## Richmond vs Duquesne

Ghost/Back Cut

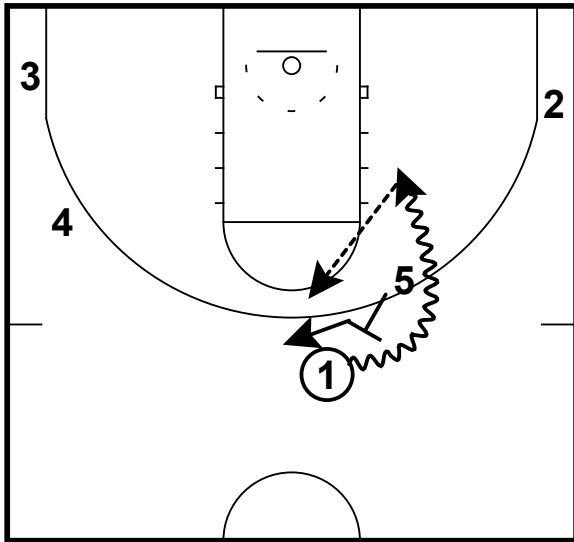


1 dribbles off the butt of ghost screen set by 4  
1 hits 3 on the back cut

# 5 Out Offenses

## Richmond vs Duquesne

Middle Ball Screen/Pop

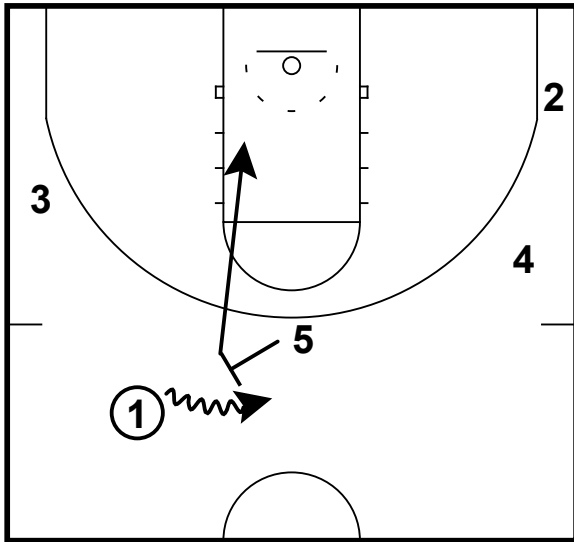


1 hits 5 on the pick and pop

# 5 Out Offenses

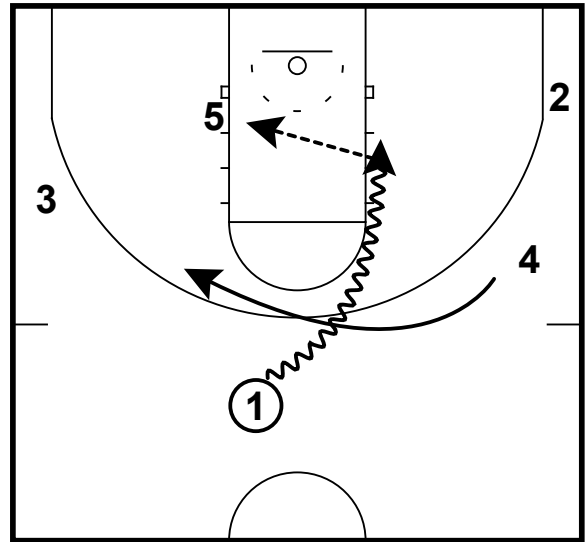
## Richmond vs Duquesne

Middle Ball Screen/Slip/Ghost



5 slips middle ball screen

Middle Ball Screen/Slip/Ghost



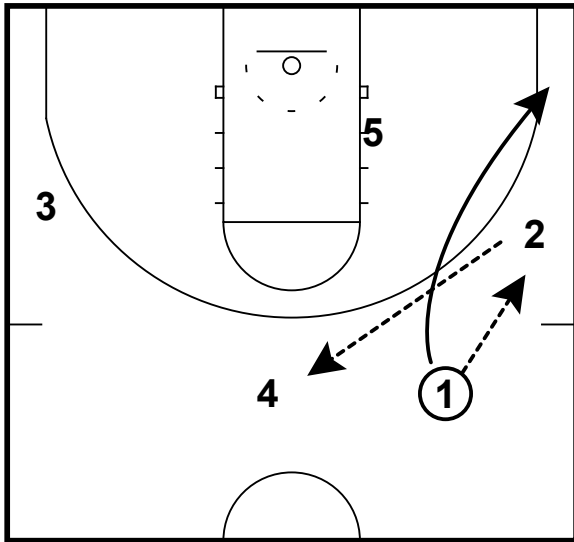
1 dribbles off ghost screen by 4  
1 dishes to 5 for lay up



# 5 Out Offenses

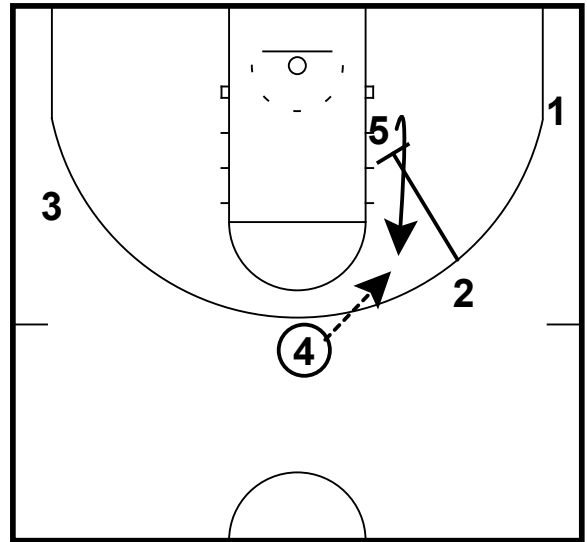
## Richmond vs Duquesne

Strong/Zoom Action/Wrap



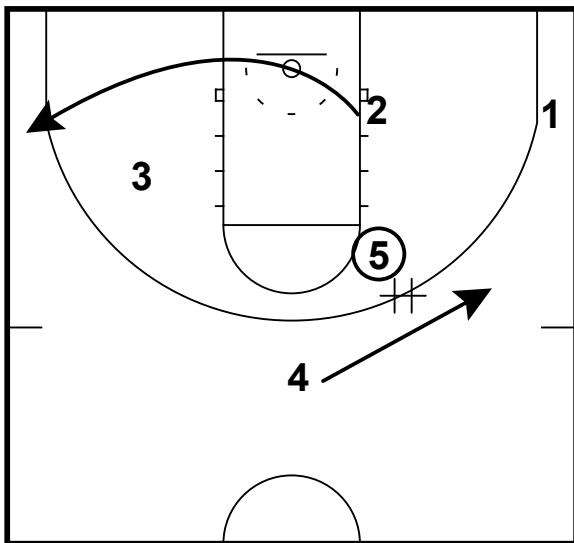
1 passes to wing and fills strong side corner  
2 passes ball back to the top to 4

Strong/Zoom Action/Wrap



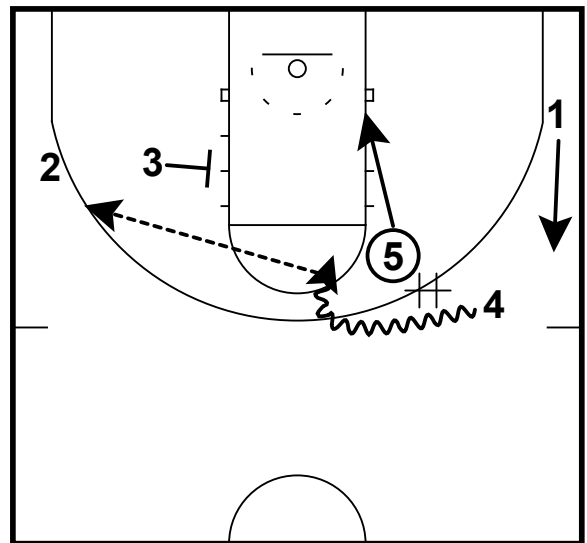
4 passes to 4 flashing to the elbow off pin down set by 2

Strong/Zoom Action/Wrap



4's defender blows up DHO

Strong/Zoom Action/Wrap

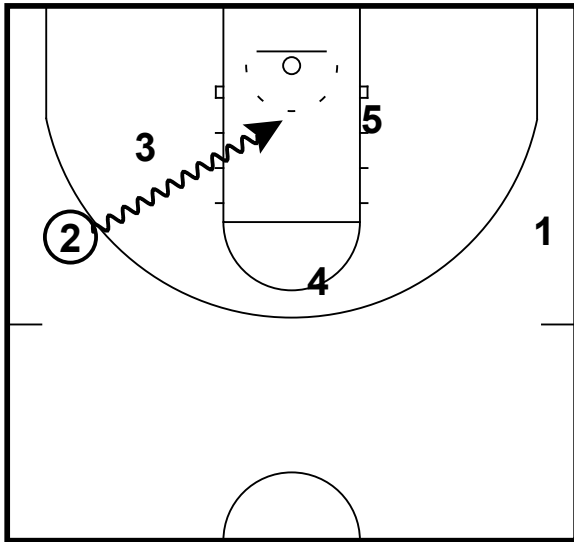


4 and 5 run wrap action to counter DHO denial  
5 slips after hand off  
4 hits 2 coming off flare screen

# 5 Out Offenses

## Richmond vs Duquesne

Strong/Zoom Action/Wrap

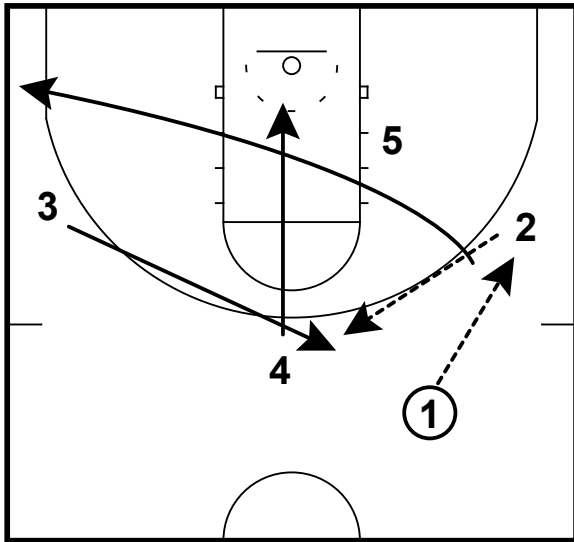


2 attacks bad close out and finishes at the rim

# 5 Out Offenses

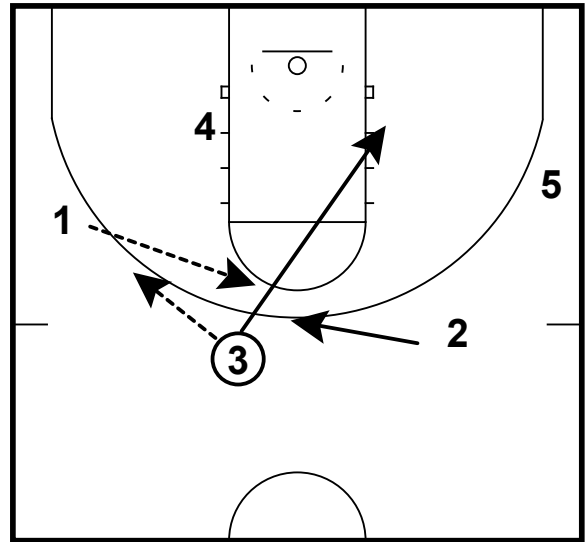
## Richmond vs Duquesne

Thru Action/Split/DHO



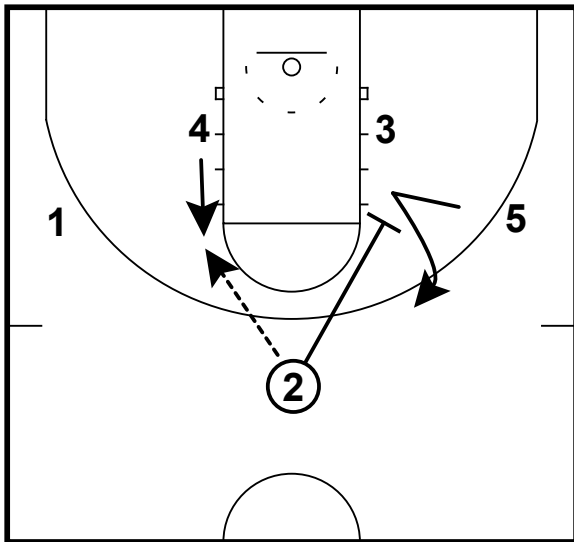
1 passes to 2 then runs thru action  
 4 back cuts  
 2 passes to 3 filling at the top

Thru Action/Split/DHO



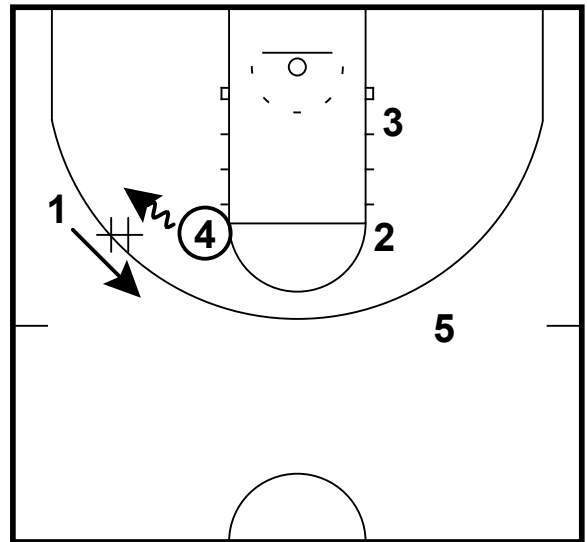
3 passes to 1 at the wing then fills opposite block  
 1 passes to 2 filling the top

Thru Action/Split/DHO



2 passes to 4 flashing to elbow  
 2 runs split action with 5

Thru Action/Split/DHO

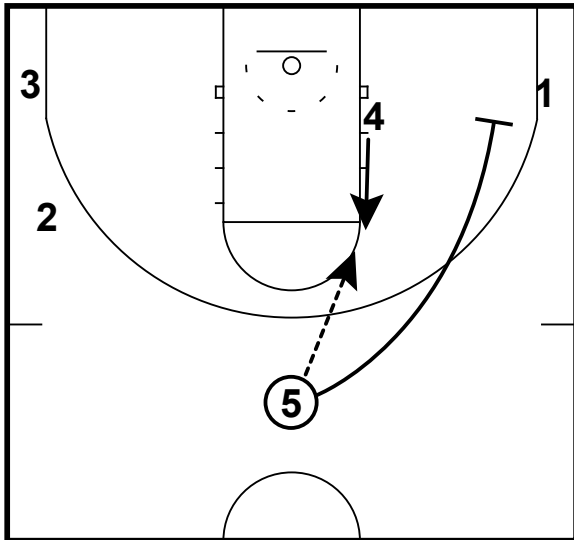


4 runs DHO with 1 for jumper

# 5 Out Offenses

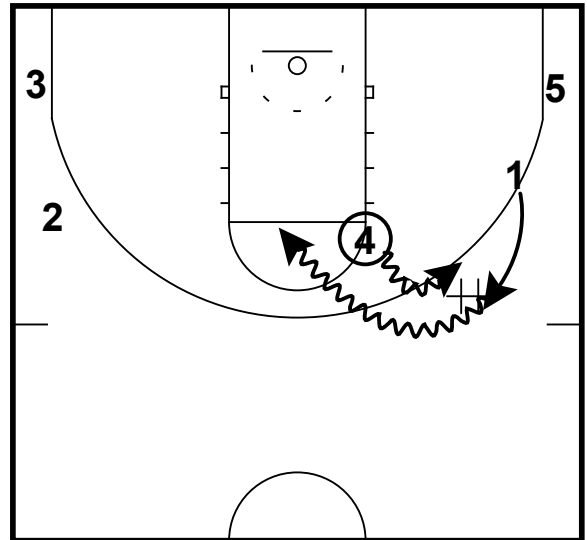
## Richmond vs Duquesne

Zoom Action/Nail Jumper



5 passes to 4 flashing to elbow  
5 sprints to set pin down for 1

Zoom Action/Nail Jumper



4 hands off to 1  
1 hits nail jumper