

# 2 READ

- HELPFUL TIPS
- LINING UP VS. FORMATIONS

I wanted to include some helpful tips for your 2 Read Install as well as some diagrams of the coverage vs. 2x2 and 3x1 Formations and vs. 3x2 and 4x1 Empty Formations. It is a good idea to keep the Mike LB to the Read Side and the Will LB to the Away Side to prevent coverage busts of who has #3. We gave up a TD one time when the Back went vertical and our LBs were confused on who had #3. We flipped the LBs to the Run Strength with the Front 4 and the Read-Side and Away-Side LBs would change almost every play.

I believe that was a mistake and that it is better to have the LBs align with the Secondary instead of the Front 4. This could make your Run Fits a bit harder as LBs will have to defend runs from both strong and weak, but Defense today is about making smart choices of what to prioritize. A run mistake might cost us 10 yards but a coverage mistake is 6 points, so the choice with the added benefit of learning from my failures is an easy one for me.

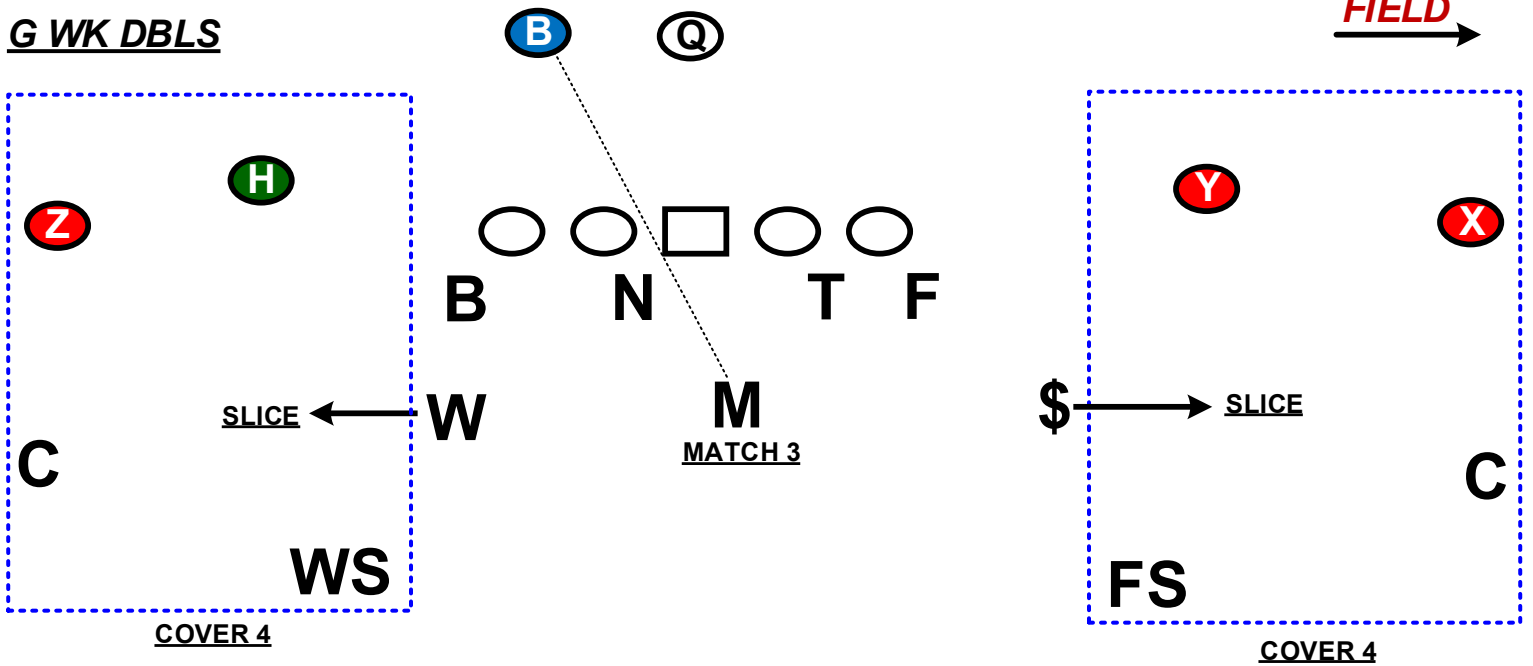
Another benefit of always having the Will LB being the Slice player is that it allows him to get good at his Slice technique and allows you to play your faster LB in space and keep your bigger LB in the box. Vs. Empty, the Mike LB can walk out to a 50 technique, but how wide he gets will also depend on how dangerous a team is running Q Draw. You may need to play Man to the Away side to keep your Mike all the way in the box to spy vs. an athletic QB.

Being able to play Split-Field Coverage and play 2 Read to one side and Man ONLY to the Away Side is a great way to bring pressure and keep your coverage intact, and this could be a future topic for another course.

Thank you for purchasing the course. Feel free to email me at [gunrun73@gmail.com](mailto:gunrun73@gmail.com) or reach out on Twitter to [@BarryHoover](https://twitter.com/BarryHoover) if you have any questions.

# F-G 4 VS 2X2

G WK DBLS

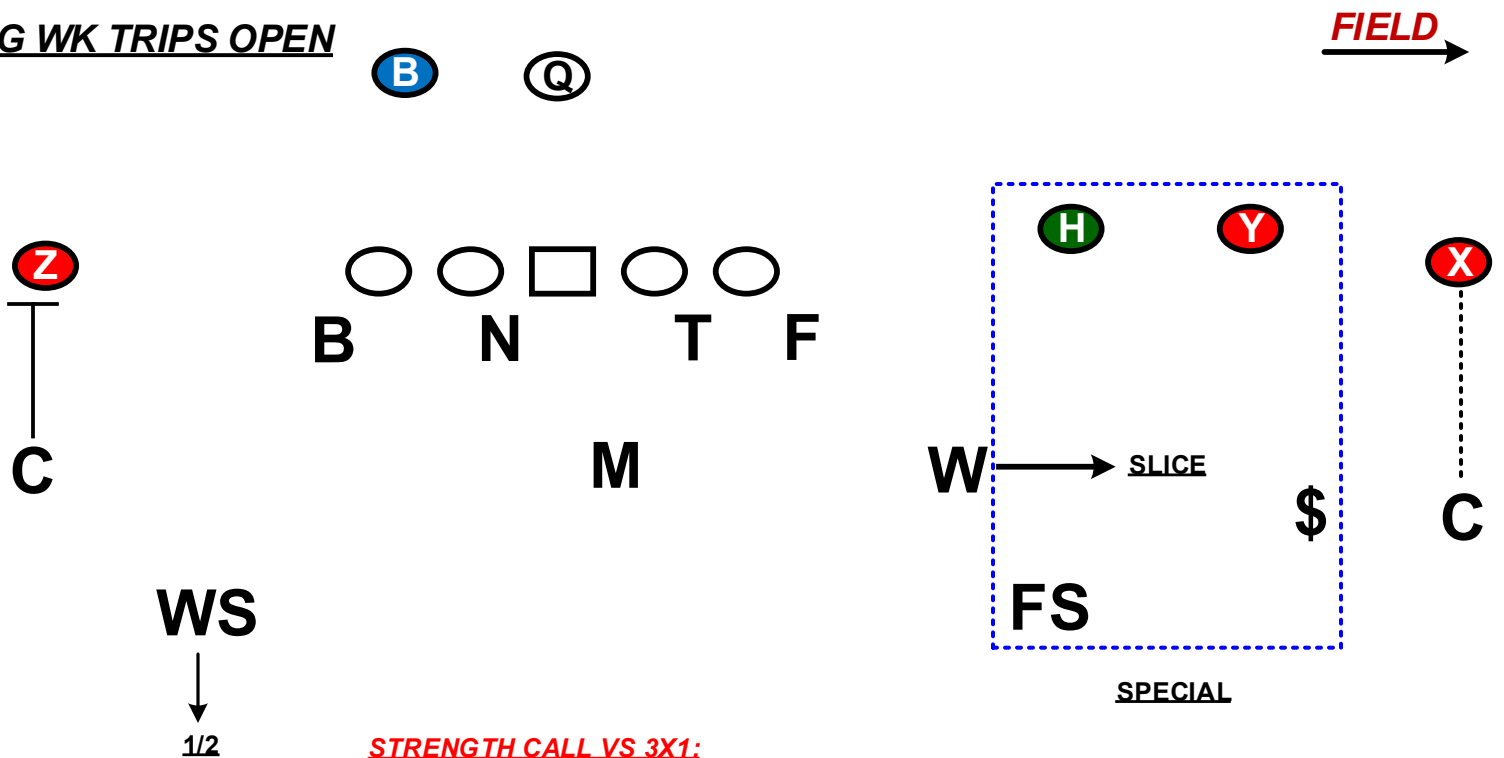


**STRENGTH CALL VS 2X2:**

- FIELD-G CALL IS ONLY FOR FRONT 4 (FOR COVERAGE PURPOSES)
- MIKE GOES TO READ SIDE (ALWAYS STAYS IN THE BOX)
- WILL GOES TO AWAY SIDE (ALWAYS IS THE SLICE PLAYER)

# F-G 4 CLOUD VS 3X1

G WK TRIPS OPEN



**STRENGTH CALL VS 3X1:**

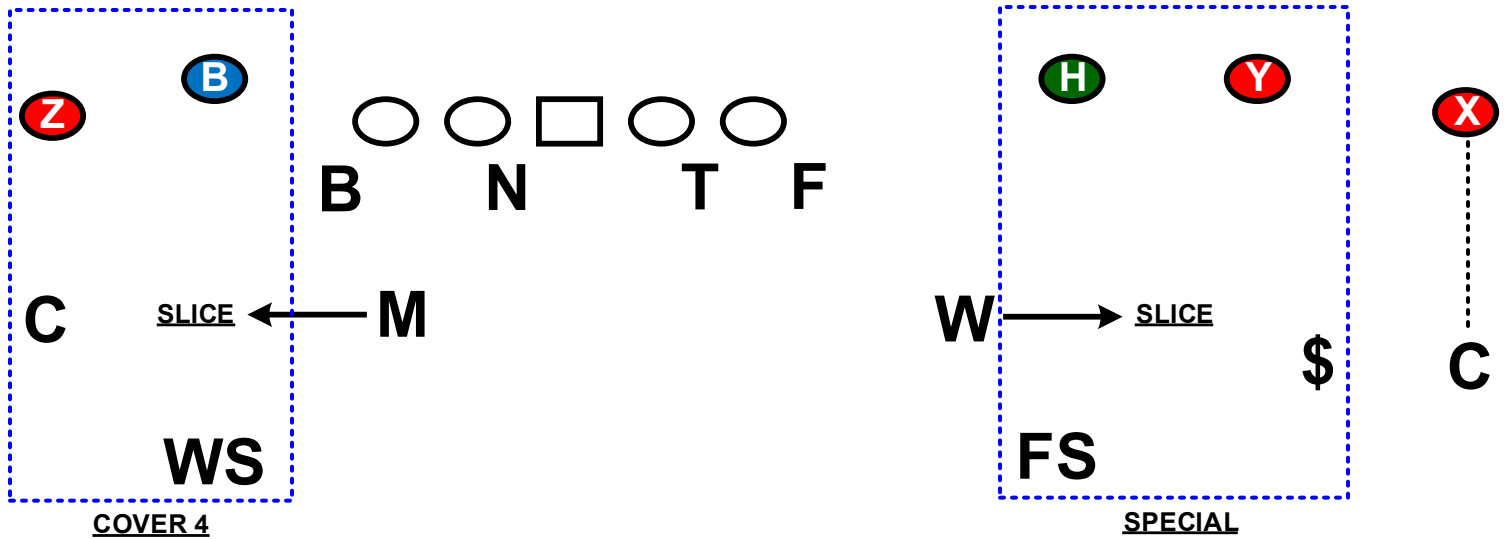
- FIELD-G CALL IS ONLY FOR FRONT 4
- MIKE ALWAYS STAYS IN THE BOX
- WILL IS ALWAYS THE SLICE PLAYER

# F-G 4 VS 3X2

G EMPTY

FIELD →

Ⓚ



**STRENGTH CALL VS EMPTY:**

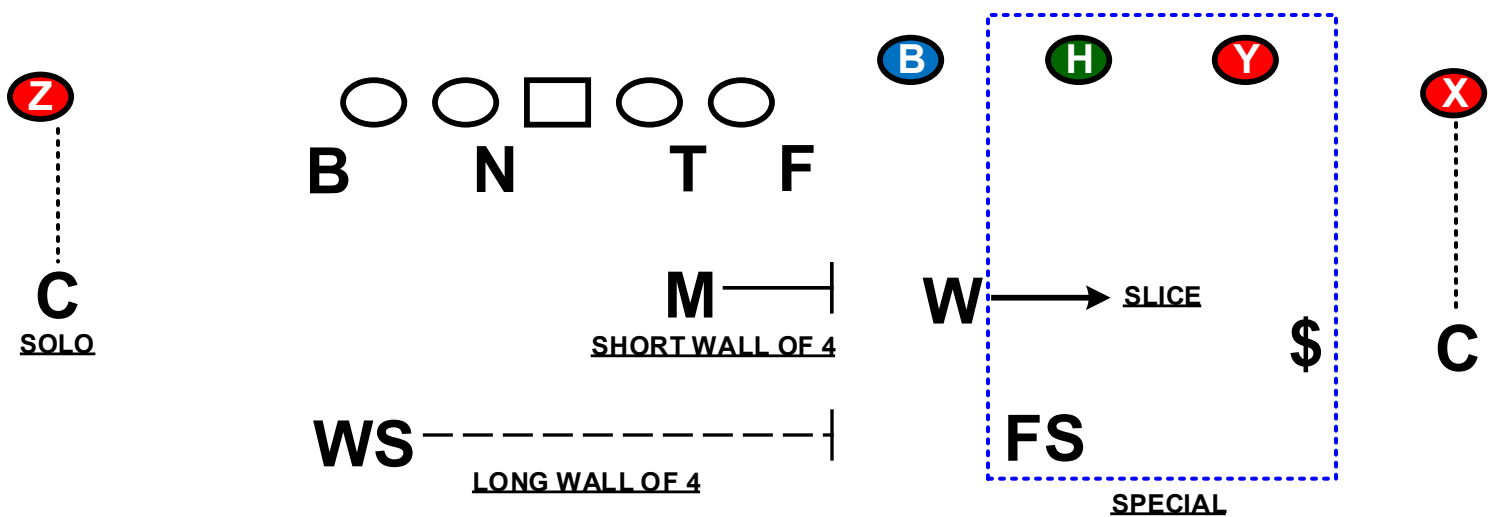
- FIELD-G CALL IS ONLY FOR FRONT 4
- MIKE STAYS IN THE BOX (EXCEPT VS EMPTY—WATCH FOR Q DRAW)
- WILL IS ALWAYS THE SLICE PLAYER (GO TO TRIPS SIDE VS EMPTY)

# F-G 4 SPECIAL SOLO VS 4X1

G EMPTY 4X1

FIELD →

Ⓚ



**STRENGTH CALL VS EMPTY:**

- FIELD-G CALL IS ONLY FOR FRONT 4
- MIKE STAYS IN THE BOX (EXCEPT VS EMPTY—WATCH FOR Q DRAW)
- WILL IS ALWAYS THE SLICE PLAYER