



March Madness Playbook



Table of Contents

1.	NCAA Tournament Teams	12
1.1	Arizona - Multiple Ball Screen Action	12
1.2	Arizona - Motion	13
1.3	Arizona - Spurs Weak	14
1.4	Arizona - Transition PNR Post Action	15
1.5	Arkansas - Through STS	16
1.6	Baylor - Baseline Double	16
1.7	Baylor - Cross Punch	16
1.8	Baylor - Elbow DHO	17
1.9	Baylor - Elbow High Low	17
1.10	Bucknell - Early Offense	18
1.11	Bucknell - Isolation Action	19
1.12	Butler - Cross Post Iso	19
1.13	Butler - Horns Post Set	20
1.14	Butler - PNR Rip Lob	20
1.15	Creighton - Curl Fan	21

March Madness Playbook - Contents (cont.)

1.16	Creighton - Iverson Slip	21
1.17	Dayton - Double Pitch Thru	21
1.18	Dayton - Thru Mix DHO	22
1.19	Duke - Floppy Through	22
1.20	Duke - Spread Ball Screen Spacing	23
1.21	Duke - Utah	23
1.22	ETSU - Horns Baseline Double	24
1.23	ETSU - Iverson PNR Fill	25
1.24	Florida - ATO	25
1.25	Florida - Drag Push	26
1.26	Florida - Flip Rip	26
1.27	Florida - Pin Pistol	27
1.28	Florida - Transition Offense - Early Push	28
1.29	Florida - Wrap Stagger	29
1.30	Florida Gulf Coast - Zone Set -Stack Flat Seal	30
1.31	Gonzaga - BLOB Stagger	31
1.32	Gonzaga - Box Low Post Iso	31
1.33	Gonzaga - Corner Roll	32
1.34	Gonzaga - Curl Duck-In	32
1.35	Gonzaga - Double Go	33
1.36	Gonzaga - Hi / Lo Set	33
1.37	Gonzaga - Horns Bump	34

March Madness Playbook - Contents (cont.)

1.38	Gonzaga - Horns Chicago	34
1.39	Gonzaga - Rip High	35
1.40	Gonzaga - Spain High-Low	35
1.41	Iona - Chin	36
1.42	Iona - Chin High	36
1.43	Iona - Quick High	37
1.44	Iowa State - ATO BLOB 4 Low Stagger STS	37
1.45	Iowa State - ATO BLOB Stagger Single STS	38
1.46	Iowa State - BLOB Diagonal STS	38
1.47	Jacksonville State - Tandem BS	39
1.48	Kansas - 5-up Muscle	39
1.49	Kansas - Fist Mode	40
1.50	Kansas - Horns Twist Pindown	42
1.51	Kansas - SLOB Iverson Lob	42
1.52	Kent State - Ball Screen DHO Crush	43
1.53	Kent State - BLOB 4 Low Stagger Pin	43
1.54	Kentucky - False Motion Iso	44
1.55	Kentucky - Gut Pin	44
1.56	Kentucky - Iverson Chase	45
1.57	Kentucky - Iverson Empty Slip	45
1.58	Kentucky - Pistol Hammer	46
1.59	Kentucky - Rip False High	46

March Madness Playbook - Contents (cont.)

1.60	Kentucky - Runner Seal	47
1.61	Kentucky - Side PNR Backdoor	47
1.62	Kentucky - Thru Side	48
1.63	Louisville - 45 Cross Seal	48
1.64	Louisville - Box Hi-Lo	48
1.65	Louisville - Secondary Break (vs Zone)	49
1.66	Louisville - Stack 53 Slip	50
1.67	Louisville - Stack Stagger High-Low	50
1.68	Louisville - T Swing Seal BLOB	50
1.69	Marquette - Base Chin	51
1.70	Marquette - Horns Hook	51
1.71	Marquette - Push Double Drag	52
1.72	Maryland - 3 Flash & Replace	52
1.73	Maryland - Flash Fist	53
1.74	Maryland - Weave Lob	53
1.75	Michigan - 2 High Continuity	54
1.76	Michigan - 2 High Runner	54
1.77	Michigan - 2 High Turnout	55
1.78	Michigan - 31 FLOP Iso	56
1.79	Michigan - 53 FLOP	56
1.80	Michigan - ATO 2 High Flex	57
1.81	Michigan - Driving to their RIGHT	58

March Madness Playbook - Contents (cont.)

1.82	Michigan - Stack Backdoor	59
1.83	Michigan - Strong Shuffle STS	59
1.84	Michigan - Two-Guard Basic Motion	60
1.85	Michigan - Wide Pin Flare	61
1.86	Michigan - Wide Pin Rip	61
1.87	Michigan - Tandem PNR DHO	62
1.88	Michigan State - Horns Pistol	63
1.89	Middle Tennessee - Blue Raider Slice	64
1.90	Middle Tennessee - Circle BLOB	65
1.91	Middle Tennessee - Iverson UCLA Motion	66
1.92	Middle Tennessee - PNR Misdirection Double	66
1.93	Middle Tennessee - Transition Game	67
1.94	Middle Tennessee - Zone Lob	68
1.95	Minnesota - Double Drag	68
1.96	NC Central - PNR Post Rip	69
1.97	New Mexico State - EOH BLOB	69
1.98	North Carolina - BLOB Elevator STS	70
1.99	North Carolina - Box Stagger	71
1.100	North Carolina - Push Pass Slip	71
1.101	North Carolina - Secondary Cross	72
1.102	North Carolina - Trailer Flare	72
1.103	North Dakota - Transition PNR	73

March Madness Playbook - Contents (cont.)

1.104	North Dakota - Weave	73
1.105	North Dakota - Zipper Wing Invert	74
1.106	Northwestern - 21 Keep Double	74
1.107	Northwestern - BLOB Stack Stagger	75
1.108	Northwestern - Chest	76
1.109	Northwestern - Chest 2	77
1.110	Northwestern - Early Offense	77
1.111	Northwestern - False Motion - "5 Rub"	78
1.112	Northwestern - Flip Hammer	79
1.113	Northwestern - Horns Twist R&R	79
1.114	Notre Dame - 65 Action	79
1.115	Notre Dame - ATO Shuffle Backdoor	80
1.116	Notre Dame - Box Double	80
1.117	Oklahoma State - BLOB Box DHO Stagger	81
1.118	Oklahoma State - BLOB Flare Get	81
1.119	Oklahoma State - Double Drag Rip Lob	82
1.120	Oklahoma State - High Post Offense (2-3 High)	83
1.121	Oklahoma State - Scissor Chicago	84
1.122	Oregon Ducks - ATO Spread Flare	84
1.123	Oregon Ducks - Second Cutter ISO	85
1.124	Princeton - Late Game 3-Point Set	85
1.125	Princeton - Multiple Option Backdoor Set	86

March Madness Playbook - Contents (cont.)

1.126	Princeton - Strong Entry	87
1.127	Providence - Zone Lob	87
1.128	Purdue - BLOB Handoff Slip	88
1.129	Purdue - Box Punch	88
1.130	Purdue - Circle Snap STS	89
1.131	Purdue - DHO 45 Baseline Double Stagger	89
1.132	Purdue - DHO Clear Backdoor	90
1.133	Purdue - DHO Cross Hi-Lo	90
1.134	Purdue - Iverson Hi/Lo	91
1.135	Purdue - Weave Horns Rip	91
1.136	Rhode Island - Horns Empty	92
1.137	Rhode Island - Horns Weave	93
1.138	Saint Mary's - ATO BLOB Elevator	94
1.139	Saint Mary's - Elbow Flex Step Up	94
1.140	Saint Mary's - Gaels Horns Set	95
1.141	Saint Mary's - Horns Wing PNR	95
1.142	Saint Mary's - Iverson Low STS	96
1.143	Saint Mary's - Rip PNR	96
1.144	Saint Mary's - SLOB Horns Rub	97
1.145	Saint Mary's - Wedge Split Reject	97
1.146	Seton Hall - Wide Pin BS Cross	98
1.147	South Carolina - 2 Up	98

March Madness Playbook - Contents (cont.)

1.148	South Carolina - BLOB Flat Backdoor	99
1.149	South Carolina - BLOB Flat Flare Get	99
1.150	South Carolina - Iverson Decoy	100
1.151	South Carolina - Iverson Slice	100
1.152	South Carolina - Iverson Swing Pin	101
1.153	South Carolina - Nail Play	102
1.154	South Carolina - Ram Slip Roll	103
1.155	South Carolina - Zone Flare	103
1.156	South Carolina - Zone Lob	103
1.157	South Dakota State - Ram Pin	104
1.158	Troy - Chin Go	104
1.159	Troy - Floppy Punch	104
1.160	Troy - Triple Stagger Clear	105
1.161	UCLA - Early Pindown PNR Slip	105
1.162	UCLA - STS Flare PNR Short Roll	106
1.163	UCLA Floppy Canada	106
1.164	UNCW - Four Flat Gut	107
1.165	UNCW - Horns Get	108
1.166	UNCW - Ram Double	109
1.167	UNCW - Thru Pin False Motion	109
1.168	USC - "Circle 5 1 Dive"	110
1.169	USC - Circle Reject	111

March Madness Playbook - Contents (cont.)

1.170	USC - Curl Punch	111
1.171	USC - Hammer STS Exit	112
1.172	USC - Mid 52 Rub	112
1.173	USC - UCLA Flex Option	113
1.174	Vanderbilt "Chicago Keep Pitch"	113
1.175	Vanderbilt - PNP Action With SPNR	114
1.176	VCU - BLOB "Buck 5"	115
1.177	Villanova - 1 Slip	115
1.178	Villanova - 3-Man Up	116
1.179	Villanova - Lob 2	116
1.180	Villanova - Swirl Go	116
1.181	Virginia - 5 Shake	117
1.182	Virginia Tech - 1 - 4 High Curl Post Iso	118
1.183	Virginia Tech - Reverse DHO	119
1.184	Virginia Tech - Reverse Double Ball Screen	120
1.185	Wake Forest - Fake Cross Lob	121
1.186	West Virginia - 2 High Flex	121
1.187	West Virginia - Corner Rip	121
1.188	West Virginia - Flex Duck-In	122
1.189	West Virginia - Flex Duck-In	122
1.190	West Virginia - Point Rip	123
1.191	West Virginia - Princeton Action	124

March Madness Playbook - Contents (cont.)

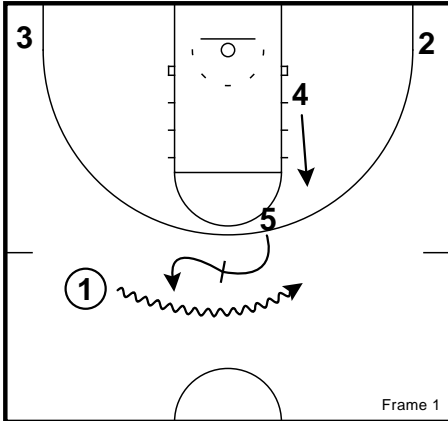
1.192	West Virginia - Shuffle Stagger	125
1.193	West Virginia - SPNP Action	126
1.194	Wichita State - BLOB Back Stagger	126
1.195	Wichita State - BLOB Box STS	127
1.196	Wichita State - BOB - Weak Option	127
1.197	Wichita State - Flip Chase	127
1.198	Wichita State - Horns Rip	128
1.199	Wichita State - Lob	128
1.200	Wichita State - Lob Play	129
1.201	Wichita State - Ray Single	129
1.202	Wichita State - Rip	130
1.203	Wichita State - Slice Duck	130
1.204	Wichita State - UCLA Motion	130
1.205	Wichita State - UCLA Motion Reject	131
1.206	Winthrop - 45 Flip	131
1.207	Winthrop - BLOB Elevator	132
1.208	Winthrop - BLOB Flat STS	132
1.209	Winthrop - BLOB Stagger Comeback	133
1.210	Wisconsin - BLOB Baseline Screen	133
1.211	Wisconsin - Box 5 Lob	134
1.212	Wisconsin - Flare Reverse	135
1.213	Wisconsin - High Post Decisions	136

March Madness Playbook - Contents (cont.)

1.214	Wisconsin - UCLA Triple	137
1.215	Xavier - 3 Fade (Zone)	137
1.216	Xavier - ATO Mix High-Low	138
1.217	Xavier - BLOB Flat	138
1.218	Xavier - Chin Hammer	138
1.219	Xavier - Chin Slip	139
1.220	Xavier - Fake Drag	139
1.221	Xavier - High 4 (Zone)	140
1.222	Xavier - Shuffle Stagger Floppy	141
1.223	Xavier - Staggers	142
1.224	Xavier - Staggers Curl	142
1.225	Xavier - Staggers Double	143
1.226	Xavier - Staggers Punch	143
1.227	Xavier - Staggers Reject	144

March Madness Playbook

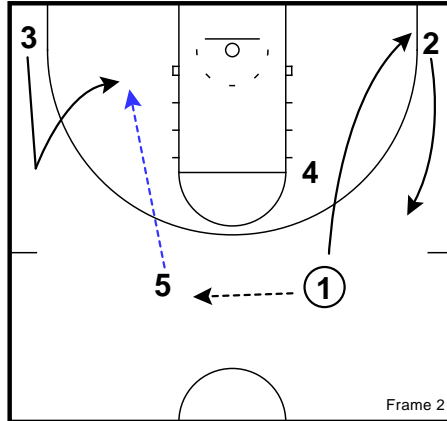
Arizona - Multiple Ball Screen Action



1 comes off the middle ball screen from 5 who pops out after screening

4 flashes to the elbow

Arizona - Multiple Ball Screen Action

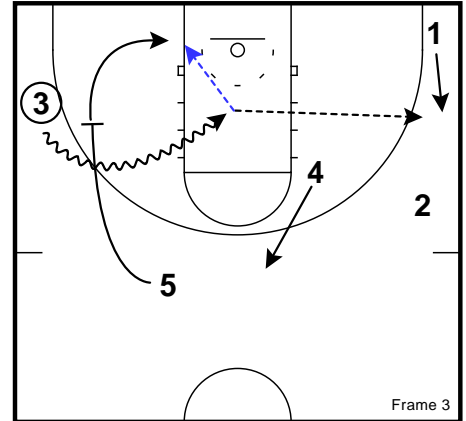


1 reverses the ball to 5 and cuts to the weak side corner

2 lifts out of the corner creating space for the cut

3 begins lifting to the wing for the pass and has the "option" on the defensive read to cut backdoor

Arizona - Multiple Ball Screen Action



If 3 catches the ball, 4 steps out to the TOK

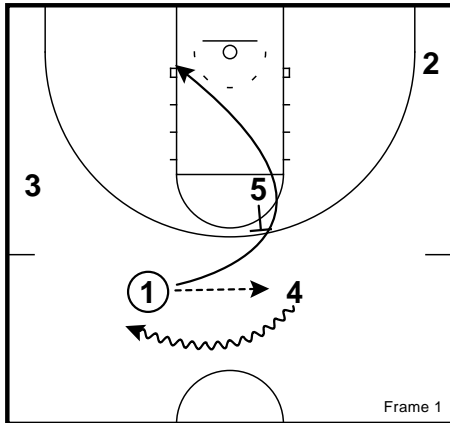
5 will sprint-to-screen and roll to the baseline

3 looks to attack off the dribble in space

*multiple passing options if the defense collapses in the paint on the drive

March Madness Playbook

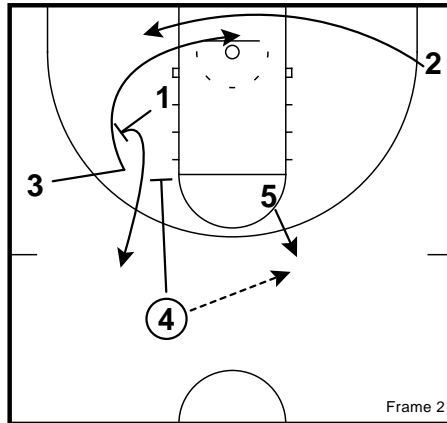
Arizona - Motion



1 passes to 4 and then cuts off the FT line elbow screen from 5 - if the pass is free, they will look to get this quick hit action

4 dribbles over replacing 1

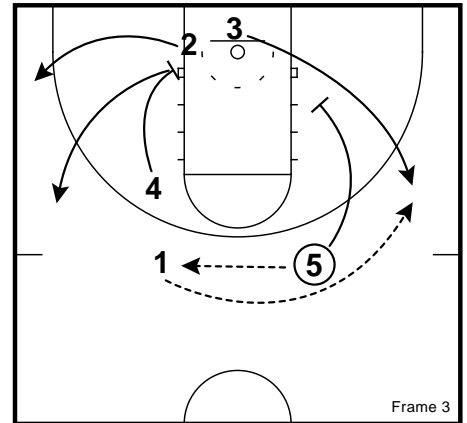
Arizona - Motion



4 passes to 5 stepping out off the screen
1 back screens 3 who cuts hard in the paint and 4 screens-the-screener

2 cuts to the opposite corner

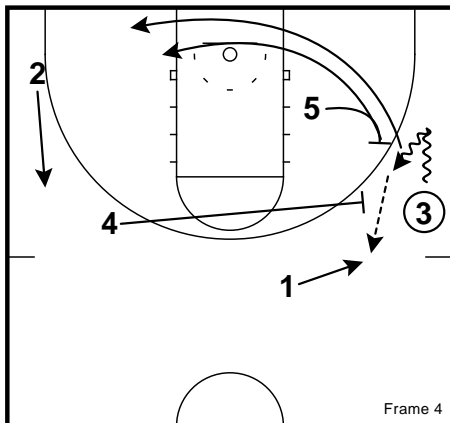
Arizona - Motion



5 passes to 1 and then down screens for 3 running off the baseline who receives the pass from 1

4 sets a "rub" screen for 2 and then pops back out

Arizona - Motion

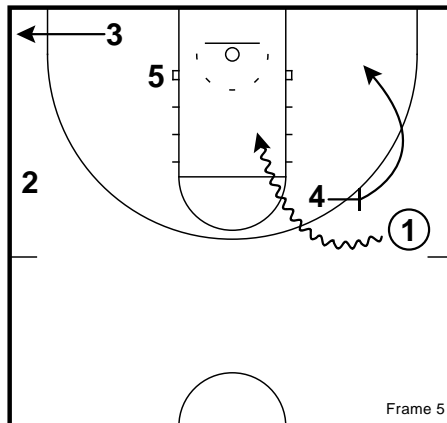


4 sprints-to-screen on the wing and 5 steps up to screen from the baseline - 5 clears as 3 rejects the screen and attacks

The attack is cut off and he throws back to 1 filling behind

3 cuts baseline clearing the wing

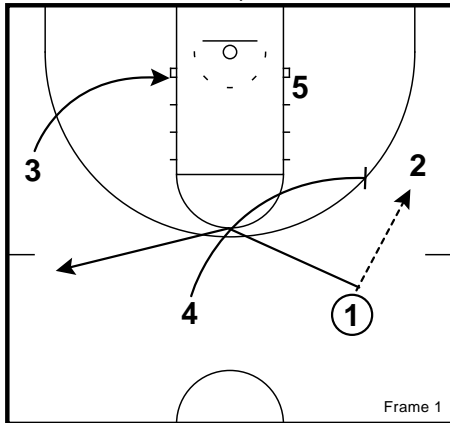
Arizona - Motion



4 sets a ball screen on 1 who attacks the basket or can drop-off to the roller/pop man

March Madness Playbook

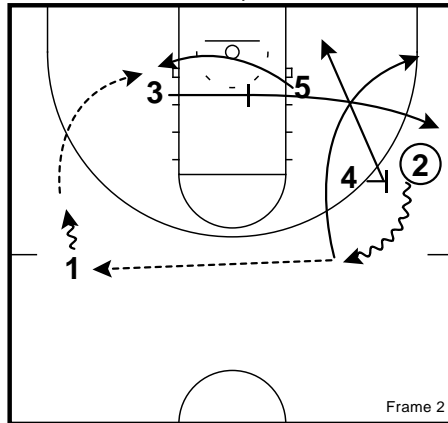
Arizona - Spurs Weak



1 enters the ball to 2 on the wing and cuts to the weak side

4 the trailing post sprints-to-screen on the wing for the ball

Arizona - Spurs Weak

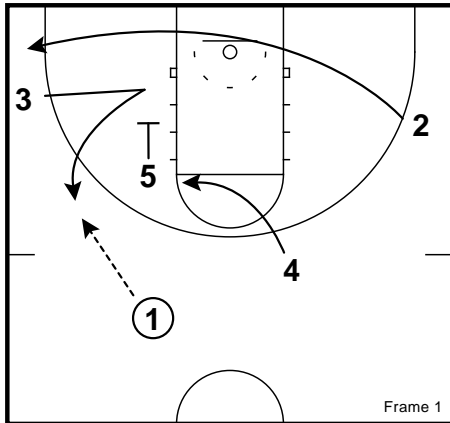


2 comes off the SPNR action with 4 and passes to 1 on the opposite wing

3 sets the cross screen for 5 who comes ball side and receives the post entry pass

March Madness Playbook

Arizona - Transition PNR Post Action

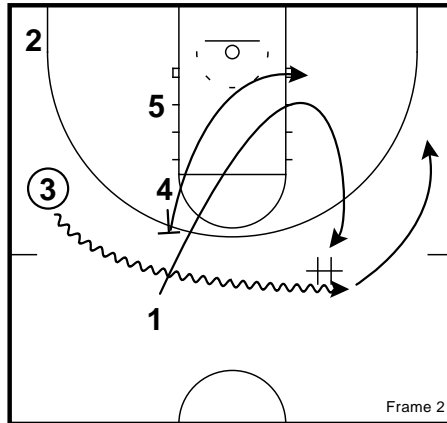


1 passes to 3 coming off a down screen from 5

2 cuts to the strong side corner

4 cuts into the elbow ball side

Arizona - Transition PNR Post Action

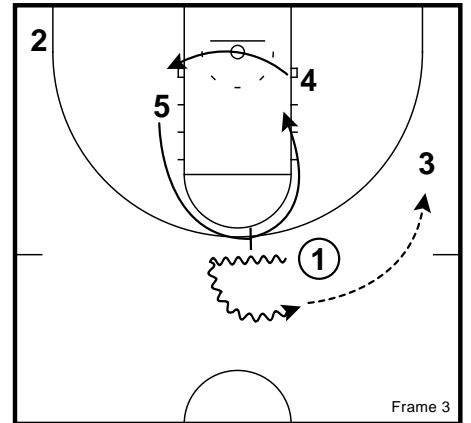


1 receives an elbow screen from 4 and cuts into the lane and back out again

3 executes a DHO with 1 and slides to the wing

4 dives to the post after screening

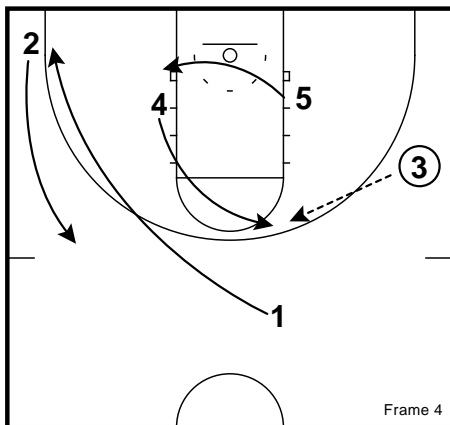
Arizona - Transition PNR Post Action



5 sprints to screen for 1 who comes off the screen, spins back and hits 3 on the wing

4 relocates to the weak side block to allow 5 space to roll off the ball screen

Arizona - Transition PNR Post Action



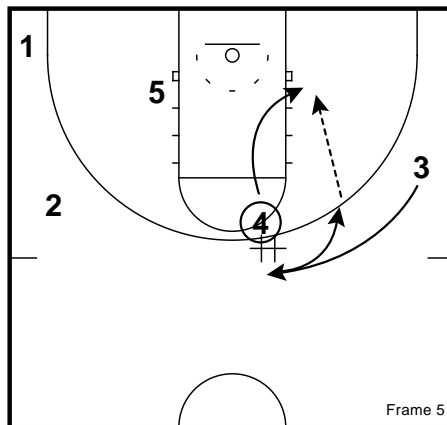
1 cuts weak side corner

2 lifts to the wing

5 relocates as 4 flashes to the FT line

3 passes to 4

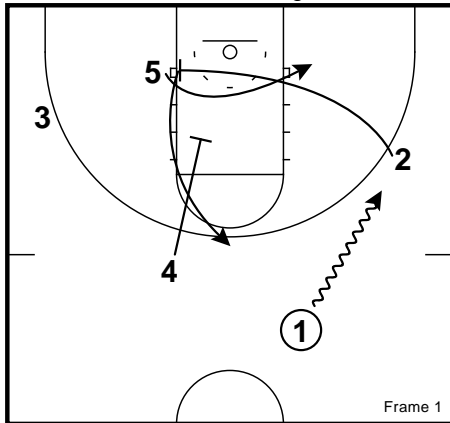
Arizona - Transition PNR Post Action



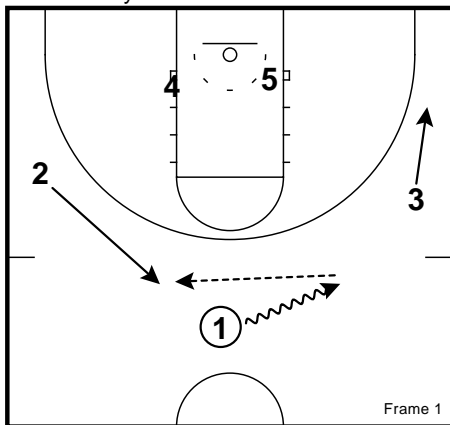
3 cuts towards 4 and takes a hand-off, spins back and hits 4 who post-up

March Madness Playbook

Arkansas - Through STS

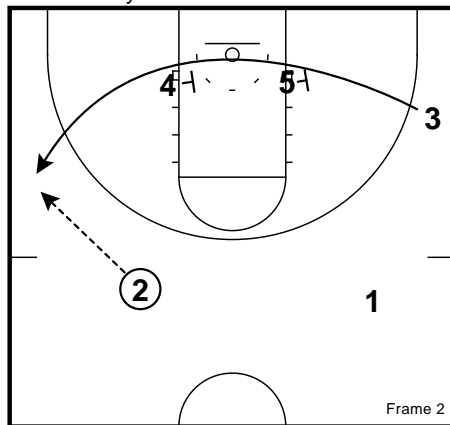


Baylor - Baseline Double



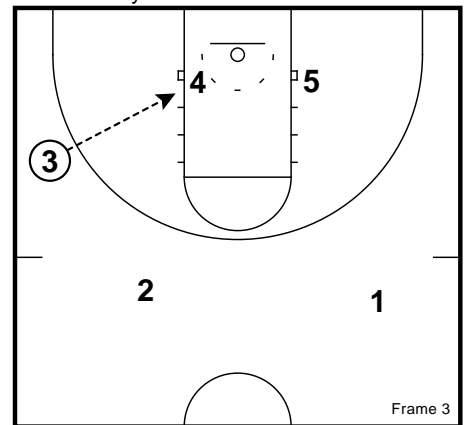
- 1 dribbles at 3.
- 3 slides to the baseline.
- 2 cuts up top receive the pass from 1.

Baylor - Baseline Double



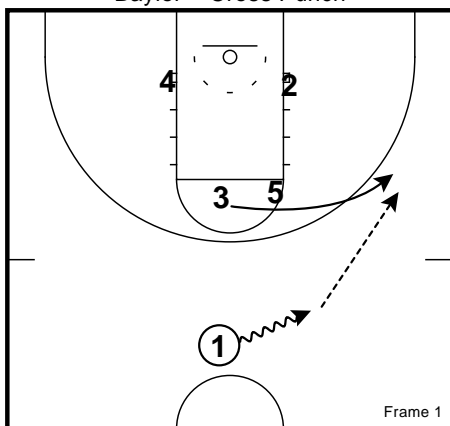
- 3 runs the baseline off of screens from 5 & 4.
- 2 passes to 3.

Baylor - Baseline Double



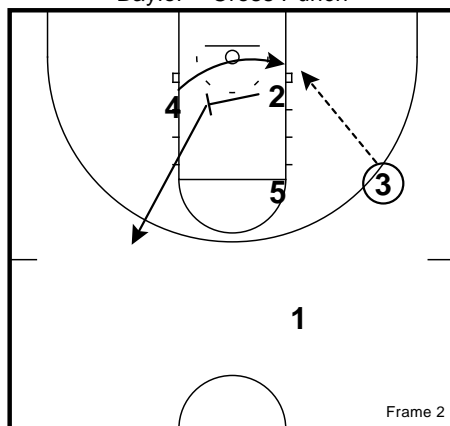
- 4 seals his man in the post.
- 3 passes to 4.

Baylor - Cross Punch



- 3 cuts to the wing off of the screen from 5.
- 1 passes to 3.

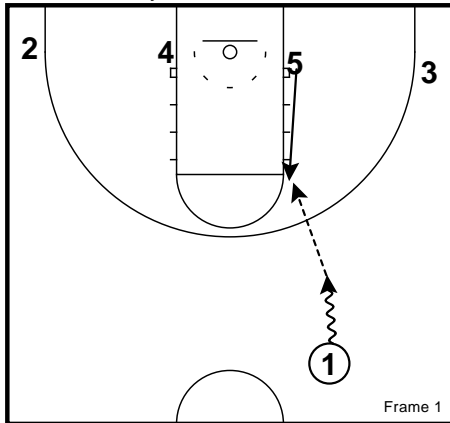
Baylor - Cross Punch



- 2 sets a cross screen for 4.
- 3 passes to 4 in the post.

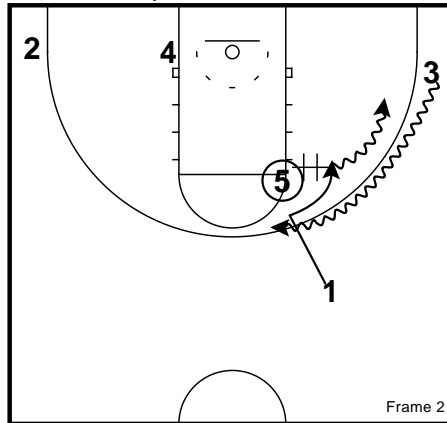
March Madness Playbook

Baylor - Elbow DHO



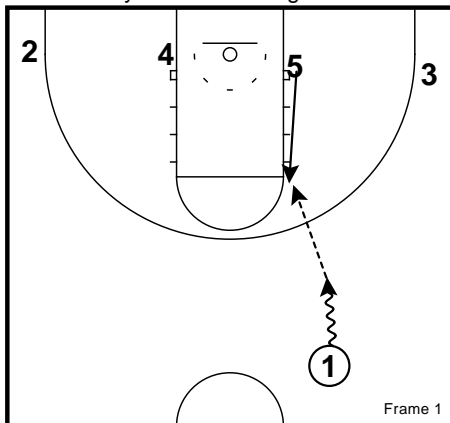
Out of a 1 - 4 low, 5 cuts up to receive a catch.

Baylor - Elbow DHO



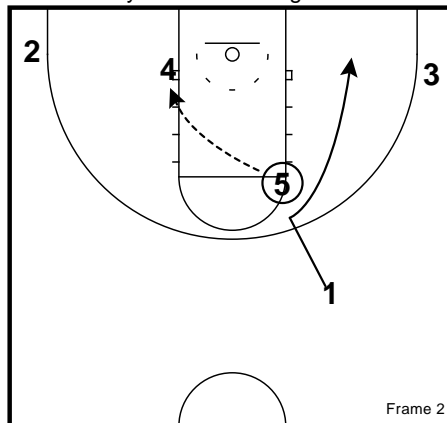
After a handoff back to 1, there is a dribble handoff action for the guard in the strong corner. 3 dribbles off the hand off and the screen of 5 to attack the elbow. This alignment allows 5 and 4 to play high-low as another option.

Baylor - Elbow High Low



Out of a 1 - 4 low, 5 cuts up to receive a catch.

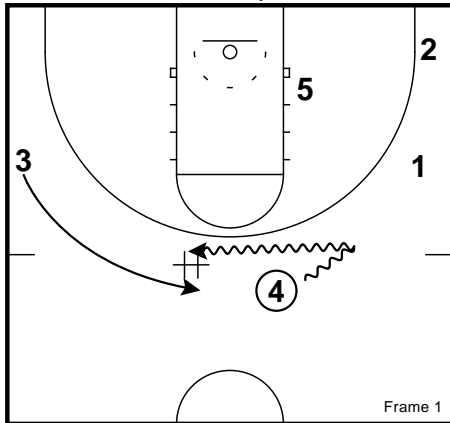
Baylor - Elbow High Low



After a handoff fake back to 1, there is a high low look to 4 on the low post.

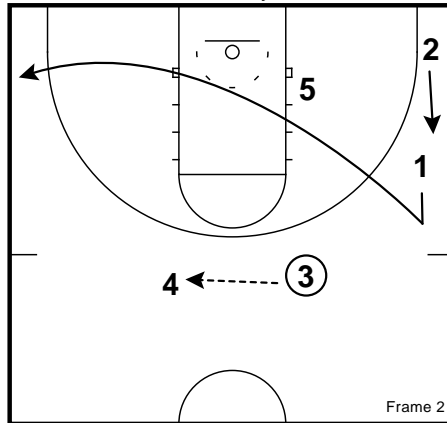
March Madness Playbook

Bucknell - Early Offense



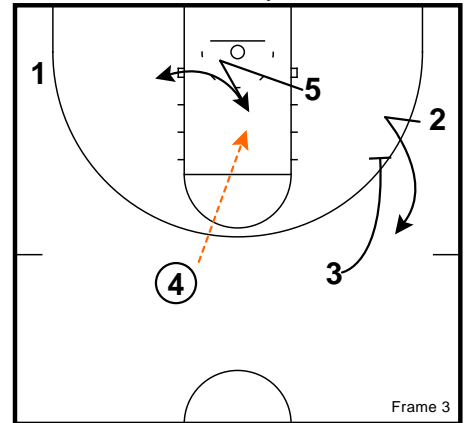
4 dribbles across the TOK and executes a DHO with 3

Bucknell - Early Offense



On the throwback pass to 4, 1 cuts back door as 2 lifts out of the corner

Bucknell - Early Offense

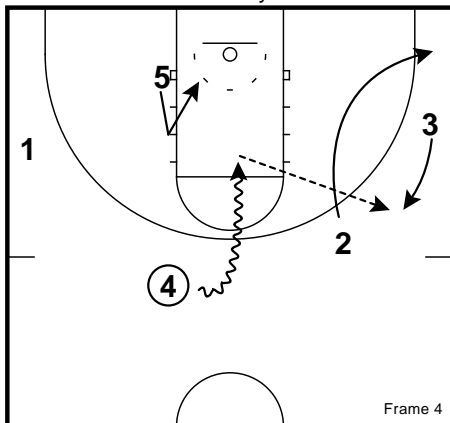


On the throwback pass:

5 ducks in hard in the paint for a possible pass

3 down screens for 2

Bucknell - Early Offense



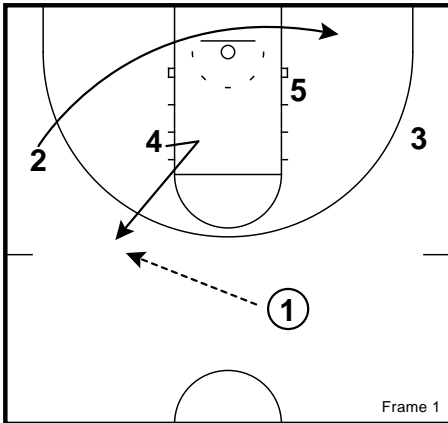
1 cuts back door as 4 starts his dribble attack

3 lifts for the kick-out pass and open 3 pt shot

5 moves to seal position for a possible dump-off pass

March Madness Playbook

Bucknell - Isolation Action

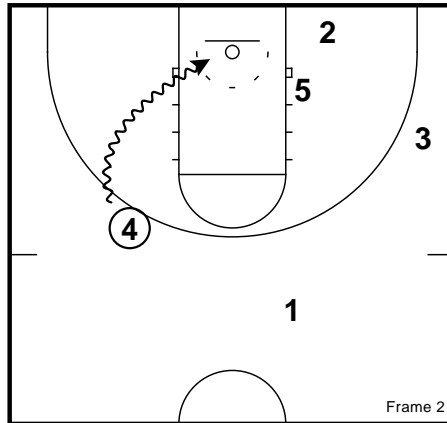


1 makes the entry pass to 4 stepping off the elbow

On the pass:

2 cuts hard back door

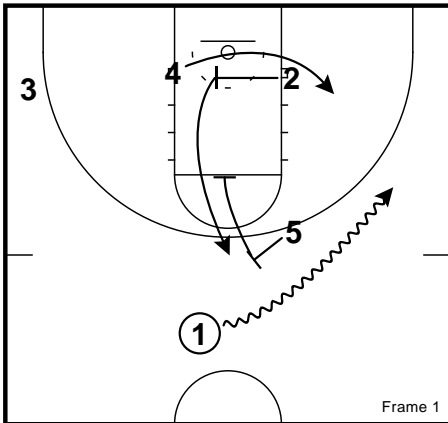
Bucknell - Isolation Action



4 drives the ball to the rack off the cut

What looks like a simple action is really set-up well and clears space to set-up the drive

Butler - Cross Post Iso

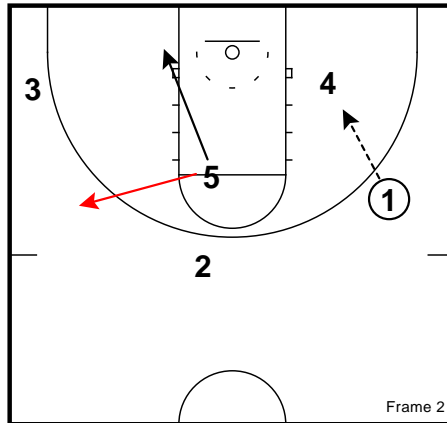


1 uses the ball screen from 5.

2 sets a cross screen for 4.

5 screens for 2 for a secondary option.

Butler - Cross Post Iso

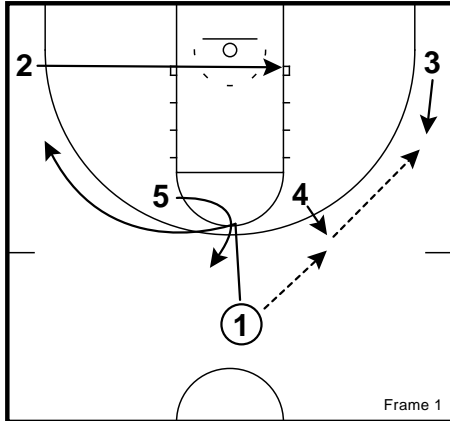


1 passes to 4 in the post.

5 can cut to the weakside short corner or to the weakside wing for spacing.

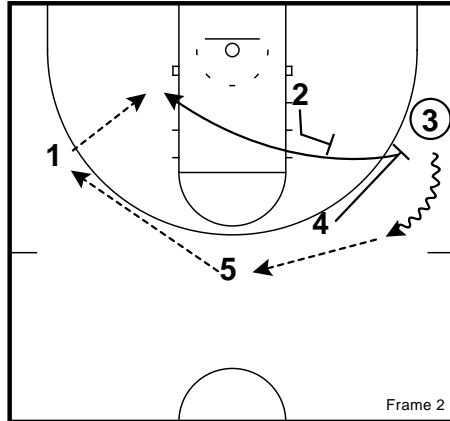
March Madness Playbook

Butler - Horns Post Set



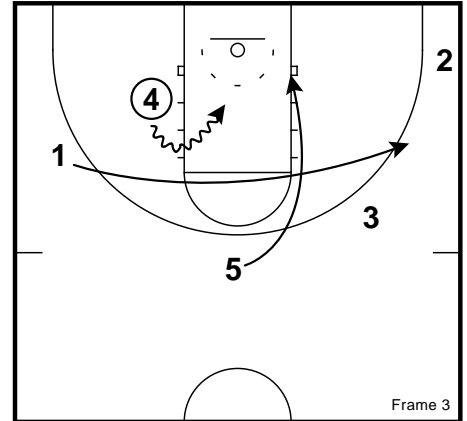
1 makes the entry pass to 4 stepping out behind the 3 pt line
 2 cuts baseline to the ball side block
 5 steps out as 1 cuts to the weak side wing
 3 lifts out of the corner and receives the pass from 4

Butler - Horns Post Set



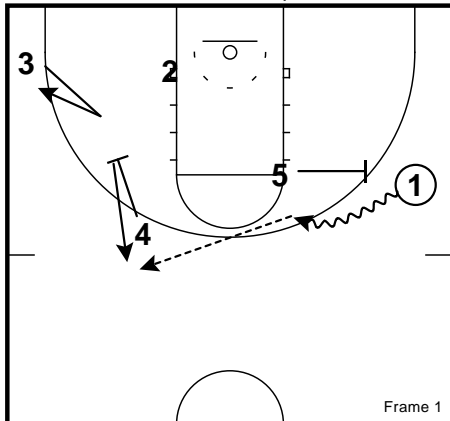
4 follows his pass into a corner ball screen
 3 comes off the screen and swings the ball to 5 who moves the ball to 1 on the wing
 As the ball is swung to the opposite side:
 2 sets a back screen for 4 who uses the screen to cut into the ball side post.

Butler - Horns Post Set



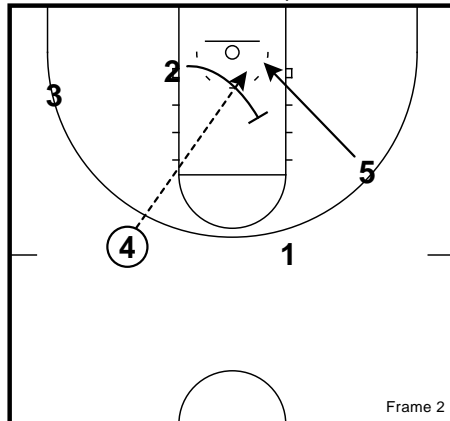
Movement off the Post entry pass

Butler - PNR Rip Lob



5 sets a ball screen for 1.
 4 looks to set a screen for 3 then pops back out.
 1 dribbles off of 5's screen and passes to 4.

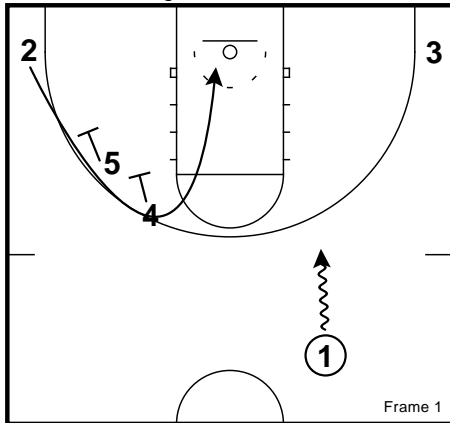
Butler - PNR Rip Lob



2 sets a back screen for 5.
 4 makes a lob pass to 5 at the rim.

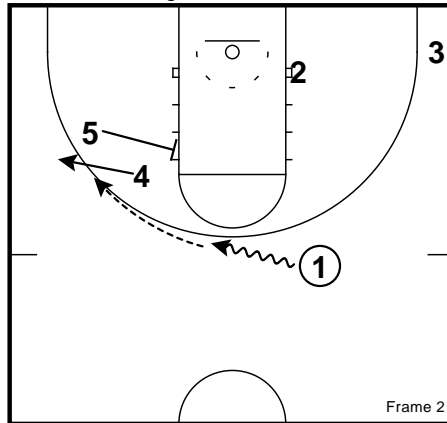
March Madness Playbook

Creighton - Curl Fan



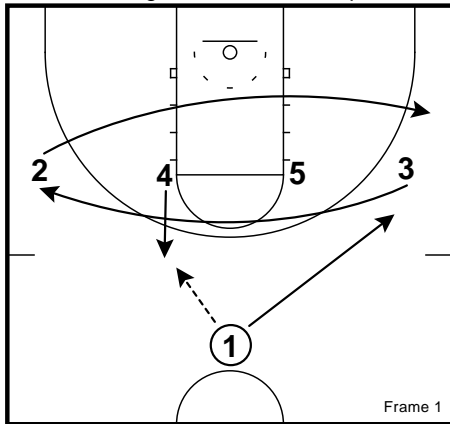
5 and 4 set a double screen for 2
2 curl the screen hard to the rim

Creighton - Curl Fan



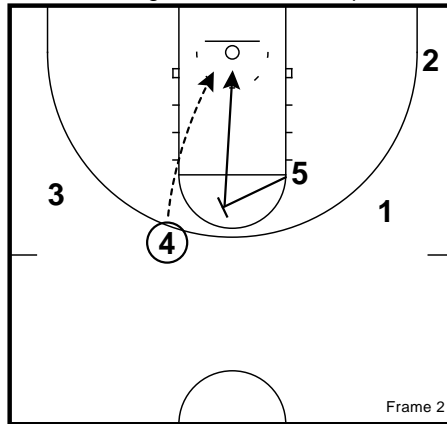
5 flare 4 out to the empty side
1 dribble at the flare and hit 4

Creighton - Iverson Slip



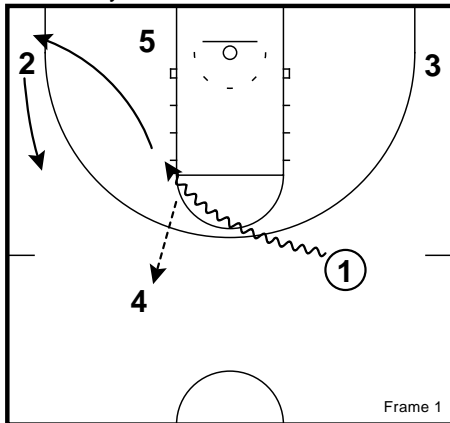
2 and 3 exchange above and below 4 and 5
4 get open for a catch
1/4 pass and cut to space

Creighton - Iverson Slip



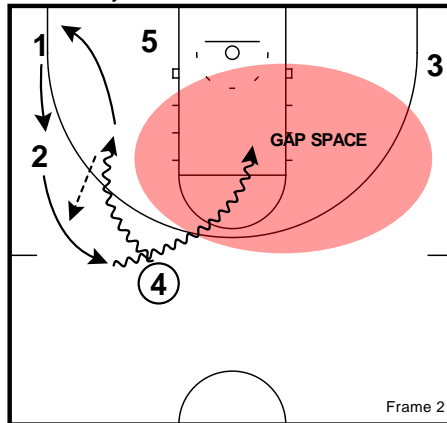
5/4 ball screen
5 slip
4/5 pass

Dayton - Double Pitch Thru



1 Dribble Pitches to 4 then cuts to corner as 2 lifts

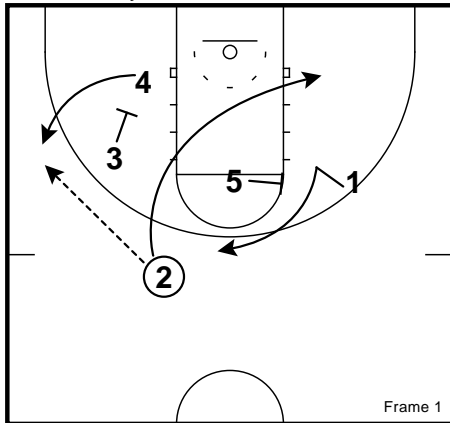
Dayton - Double Pitch Thru



4 dribble pitches to 2 clearing double gap space

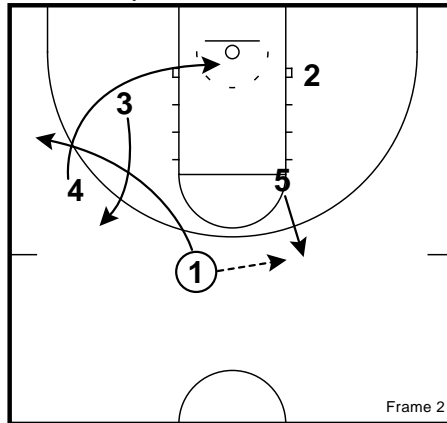
March Madness Playbook

Dayton - Thru Mix DHO



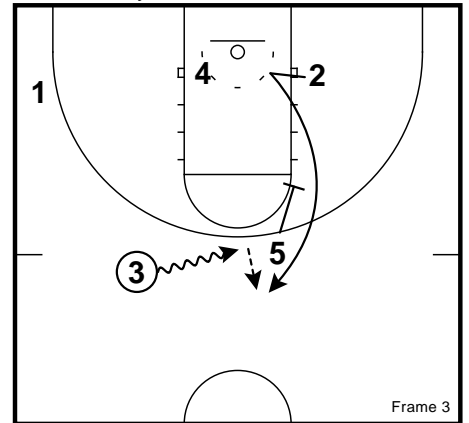
3 down-screen for 4. 4 exits to wing for a catch. 1 passes to 4. 1 cuts through to the basket. 5 screens for 1. 1 cuts to top. 4 passes to 1.

Dayton - Thru Mix DHO



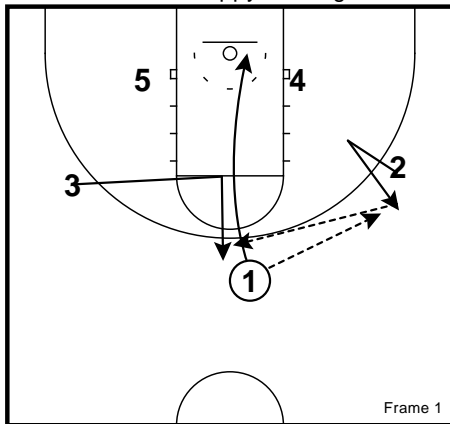
5 pops out for a catch. 1 passes to 5. 1 cuts away after pass.

Dayton - Thru Mix DHO



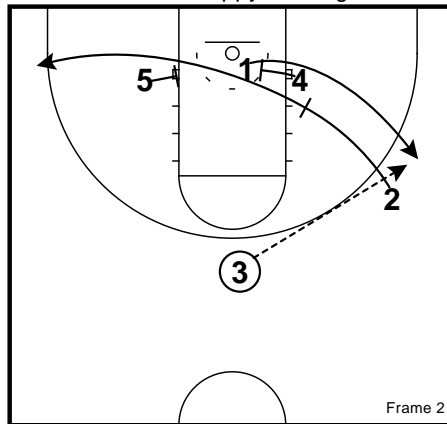
2 fakes cross screen for 4. 5 sets down-screen for 2. 3 & 2 DHO. 2 stops behind for shot.

Duke - Floppy Through



From a 3 out 2 in formation, 1 passes to an open wing after the V Cut. 1 cuts to the middle, while the opposite wing L cuts and replaces the 1. The ball is returned to the top of the formation.

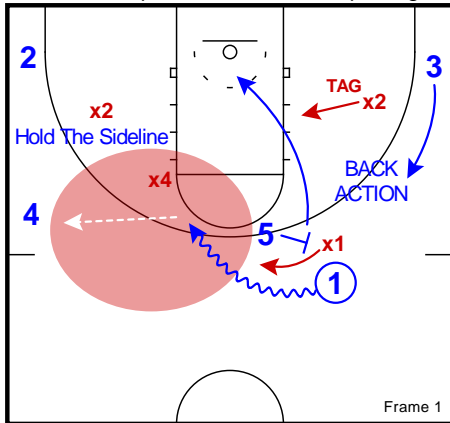
Duke - Floppy Through



1 then uses Floppy action running off a single or double screen, and 2 fills the corner opposite of 1. 4 and 5 are post entry pass options, 1 first look is the 3 point shot.

March Madness Playbook

Duke - Spread Ball Screen Spacing



Spread Ball Screen Alignment

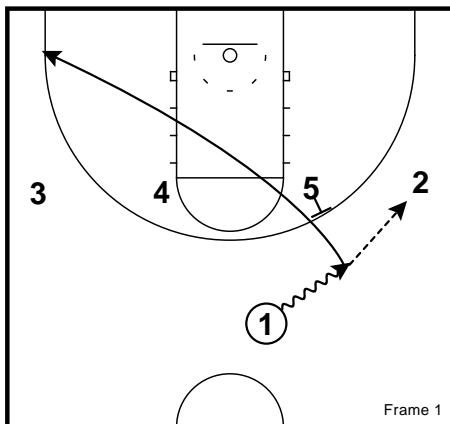
5 sets ball screen at an angle which force X1 to go over the top of the ball screen

5 rolls to "break the defense"

4 and 2 "hold the sideline." If X4 helps a 2v1 is created against X2

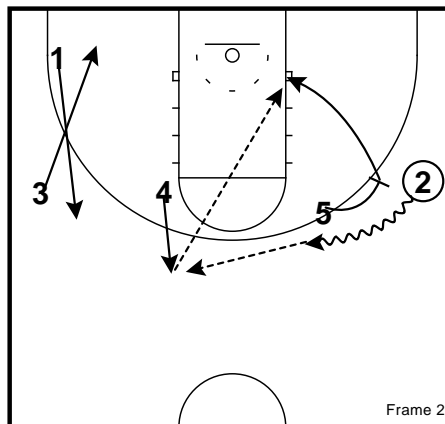
3 watches for X3 to tag the roll man. If they tag then they run back action

Duke - Utah



From a 1-4 high formation, 1 passes to a wing and runs off the backscreen to the weakside corner

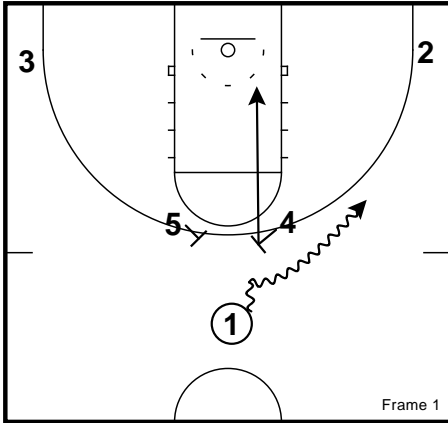
Duke - Utah



The ballside high post big man sets a ball screen and rolls to the basket. 2 can feed the roll, or pass to 4 who pops up and catches to create a better passing lane to 5. This pass can be a lob, or a post up high low pass. 3 and 1 exchange positioning to draw away the helpside attention.

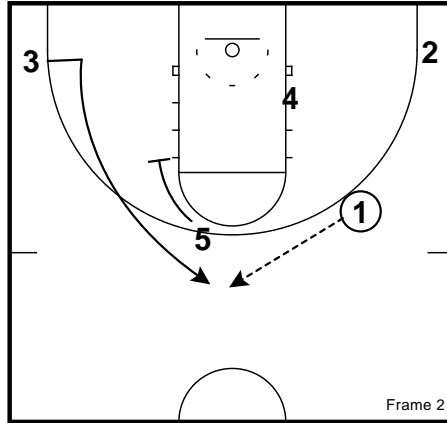
March Madness Playbook

ETSU - Horns Baseline Double



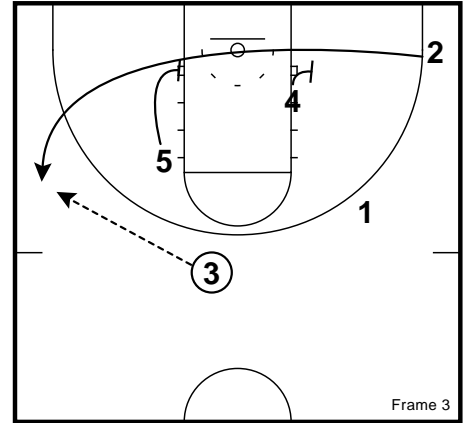
1 uses the ball screen from 4.
4 dives to the rim.

ETSU - Horns Baseline Double



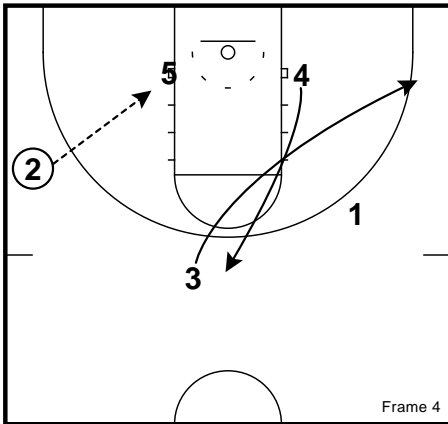
5 sets a pindown screen for 3.
1 passes to 3.

ETSU - Horns Baseline Double



2 runs off of baseline screens from 4 & 5.
3 passes to 2.

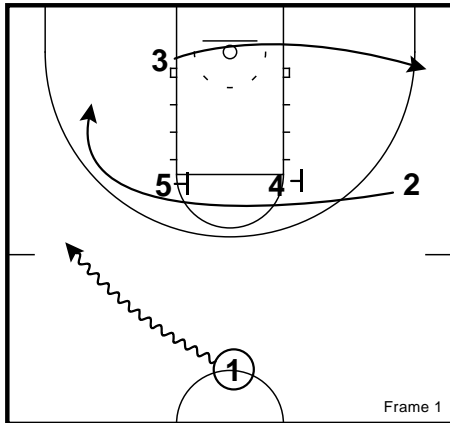
ETSU - Horns Baseline Double



If 2 doesn't have a shot, he passes into 5 in the post.
3 & 4 exchange.

March Madness Playbook

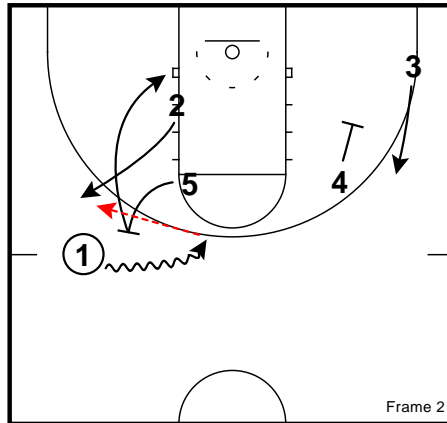
ETSU - Iverson PNR Fill



2 cuts off of screens from 4 & 5 as 1 dribbles to the wing.

3 cuts to the weakside corner.

ETSU - Iverson PNR Fill

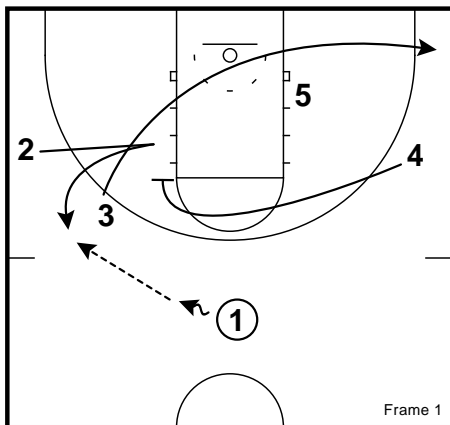


5 sets a ball screen for 1 and rolls to the basket.

2 fills behind for the shot.

4 screens for 3 to occupy the weakside defense.

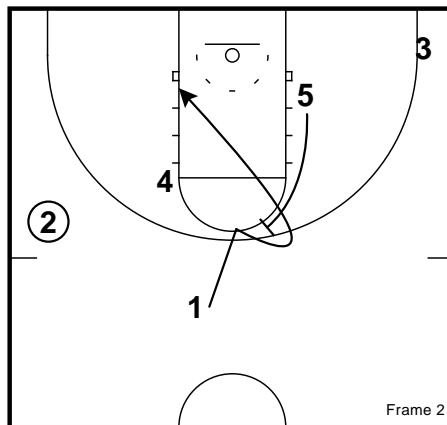
Florida - ATO



1 dribbles to enter the pass to 2 coming off an elbow screen from 4 coming from the weak side wing to set the screen

3 clears to the weak side

Florida - ATO



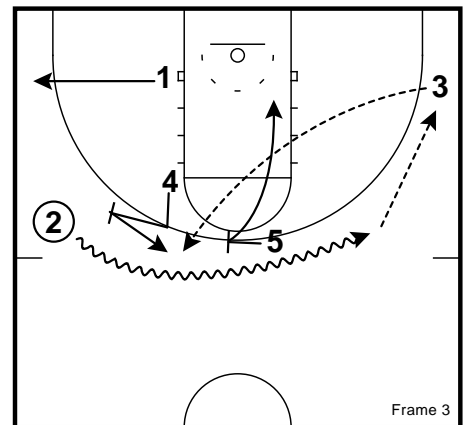
Florida Gators ATO Play

2nd Round vs Virginia

1 (#11 Chiozza) runs off the elbow flare screen set by 5 (#12 Gak) who comes up the lane to set the screen

*If the pass to the ring is open, the pass is an option

Florida - ATO



Florida Gators ATO Play

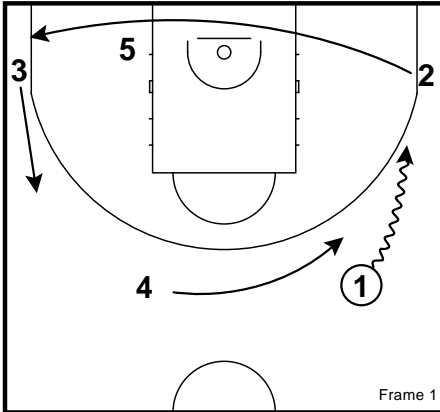
2nd Round vs Virginia

4 (#1 Robinson) steps off the elbow into a SPNP action and 5 (#12 Gak) comes right behind setting the second ball screen in the middle of the floor & immediately rolls into the lane for a possible pass

2 (#0 Hill) dribbles across the floor hitting 3 (#24 Barry) in the corner who quickly reads the open pass angle to 4 (#1 Robinson) for the 3 pt shot

March Madness Playbook

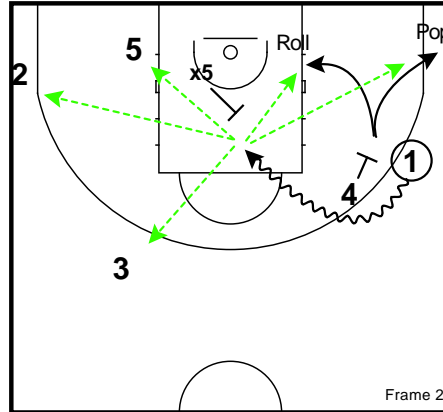
Florida - Drag Push



1 pushes ball below free throw line

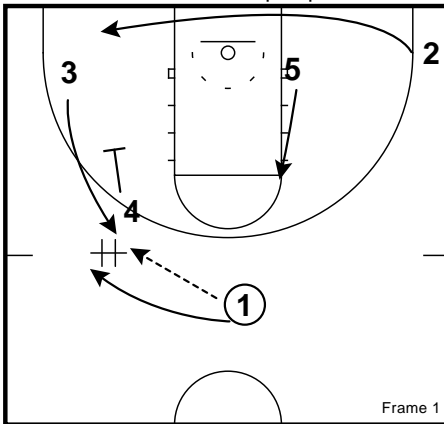
If 2 is in corner he/she pushes through to other side

Florida - Drag Push



4 trails in to the wing ball screen on the empty side

Florida - Flip Rip



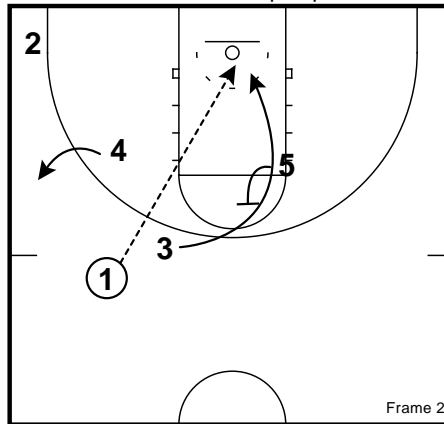
4 screens for 3.

1 passes to 3 and follows the pass for a handoff.

2 cuts to the ball side corner.

5 cuts to the elbow.

Florida - Flip Rip

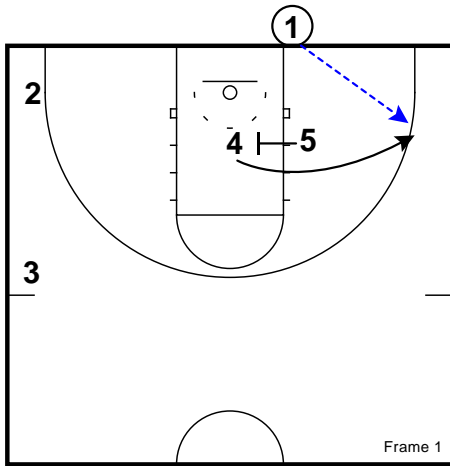


5 sets a back screen for 3.

1 passes to 3 at the basket.

March Madness Playbook

Florida - Pin Pistol

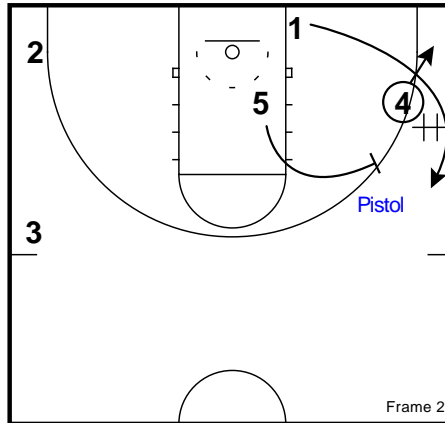


5 pins in for 4

1 enters to 4

2 & 3 hold the sideline

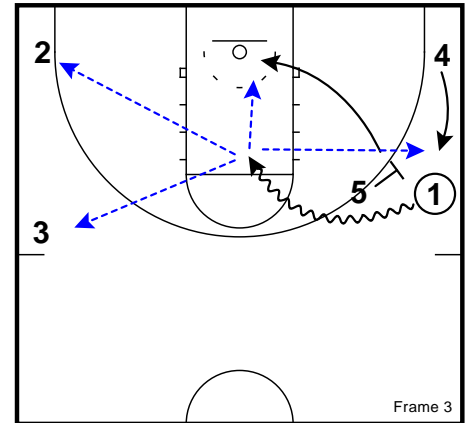
Florida - Pin Pistol



4 "platters" the ball and 1 cuts off the 4 taking the handoff. 4 gets to dead corner

5 ball screens for 1 (pistol)

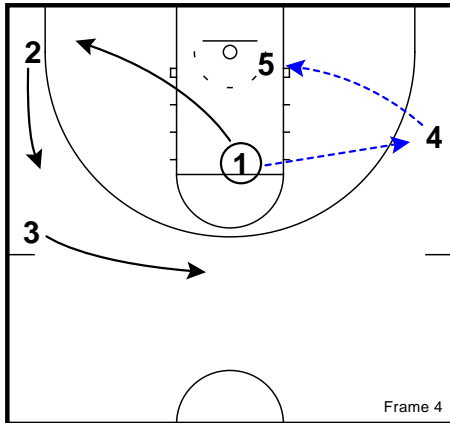
Florida - Pin Pistol



Now in spread PnR alignment, 5 breaks the defense with the roll, 4 is on back action should his/her man tag

2 & 3 hold the sideline available for drive and kick + one more

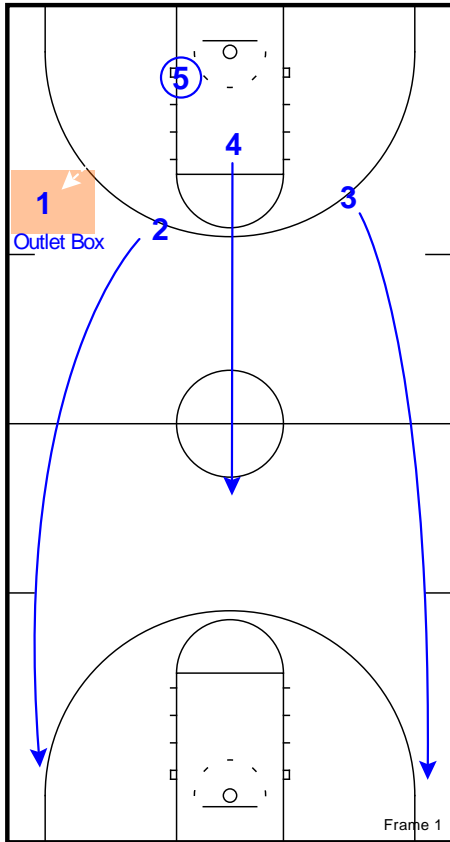
Florida - Pin Pistol



If ball goes to back action 5 seals (if 4 has no shot look to enter)

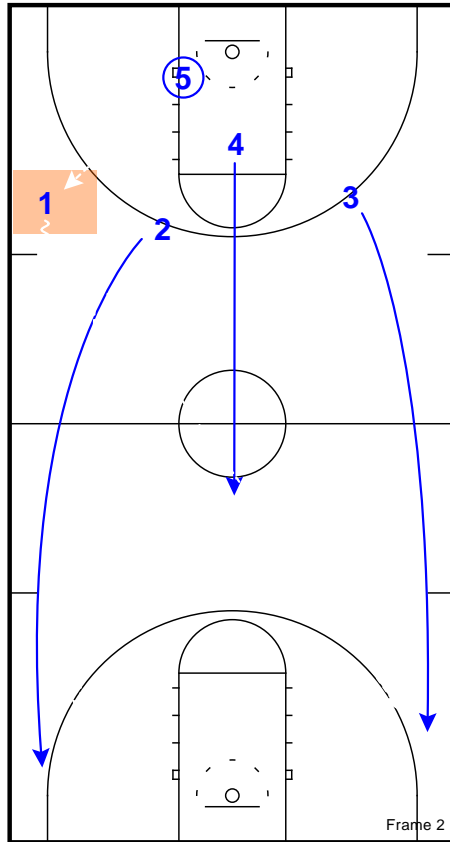
March Madness Playbook

Florida - Transition Offense - Early Push



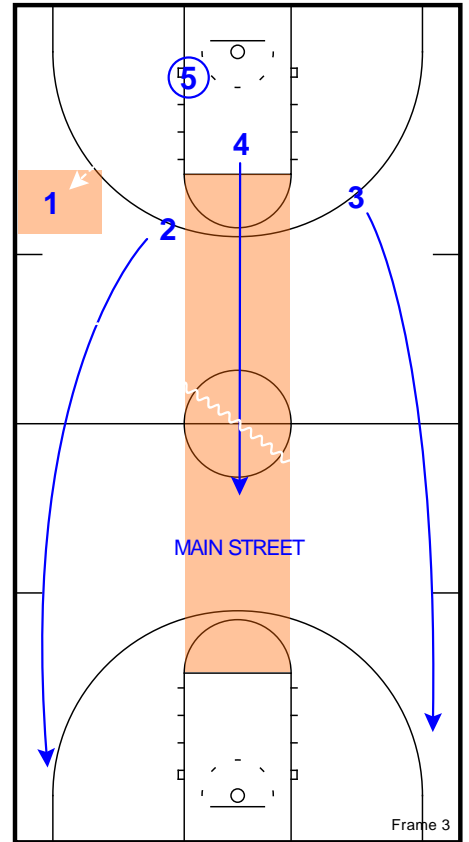
Outlet receiver gets wide to the sideline
 Butt to sideline
 Facing interior of the court
 Ideally receiving the outlet pass higher than FTLE
 Get to the "outlet box" on the side of the rebound!

Florida - Transition Offense - Early Push



After receiving outlet look first to pitch ahead either to player ahead on the ball side rail or the diagonal advance pass.
 Pitch Ahead Rule: If you can, you must!

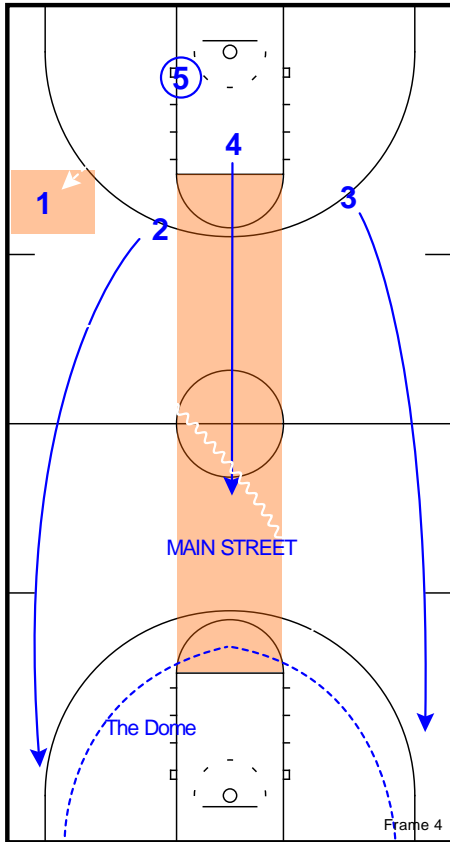
Florida - Transition Offense - Early Push



Crossing Main Street - crossover dribble and race the ball across main street with the dribble
 If pitch ahead is not available, cross Main Street with the ball.

March Madness Playbook

Florida - Transition Offense - Early Push

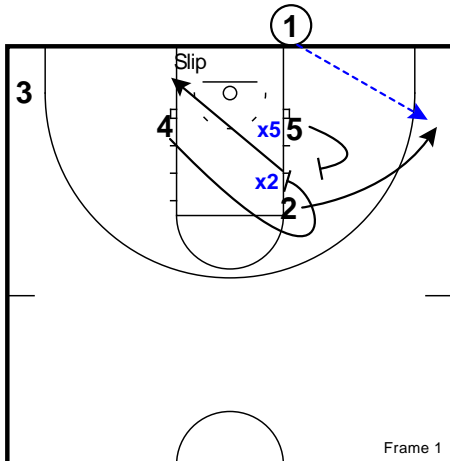


Piercing The Dome - get the ball inside the dome of the defense

Cross Main Street looking to:

1. Score and the rim
2. collapse the defense and play 2v1

Florida - Wrap Stagger

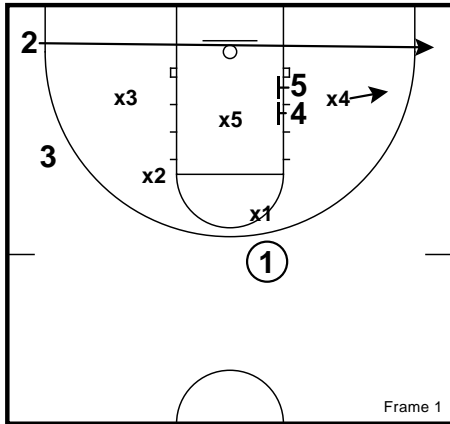


4 wraps tightly around 2 and screens X2

5 arcs wide to set second screen for 2

March Madness Playbook

Florida Gulf Coast - Zone Set -Stack
Flat Seal



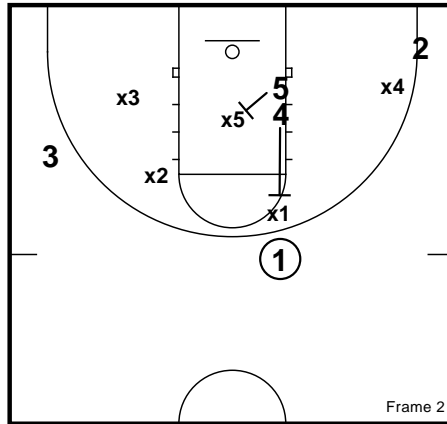
4 and 5 set a screen for 2

2 cut to the opposite corner

This extended X4 to guard the shooter

Florida Gulf Coast - Zone Set -Stack
Flat Seal

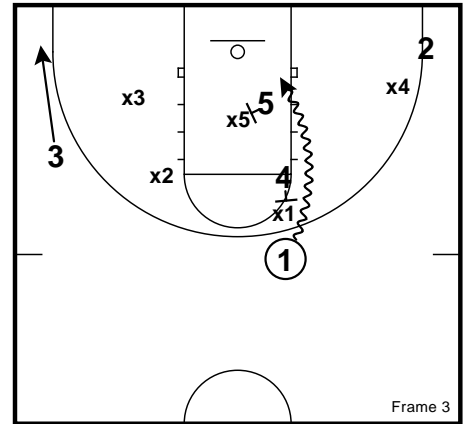
Florida Gulf Coast - Zone Set -Stack
Flat Seal



4 sets a step up flat ballscreen on X1

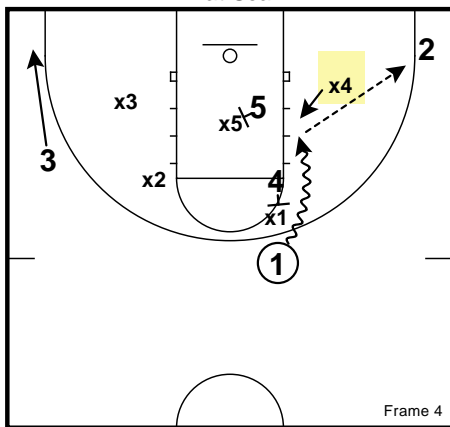
5 ducks in to seal X5

Florida Gulf Coast - Zone Set -Stack
Flat Seal



1 drives off of the flat ball screen, directly to the rim

3 cuts corner, for a baseline drift

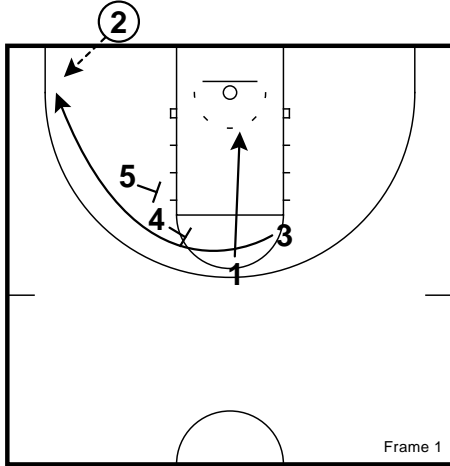


If X4 helps

It is an easy pass to the shooter (2) in the corner.

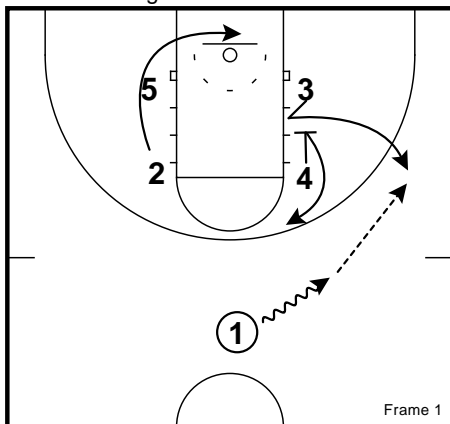
March Madness Playbook

Gonzaga - BLOB Stagger



1 cuts to the basket. 4 & 5 set stagger screen for 3. 3 cuts to the ball. 2 passes to 3 for shot.

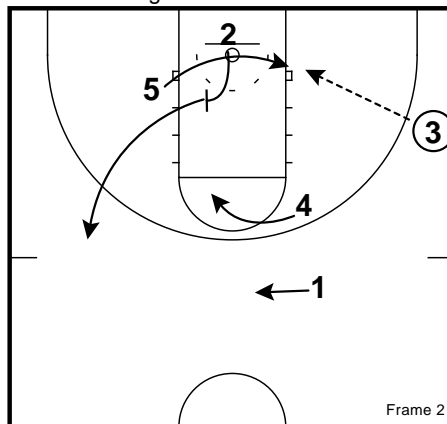
Gonzaga - Box Low Post Iso



2 cuts under the Post man on the low block into the lane

4 can set a screen or 3 can use him as a "rub" action to get open on the wing for the pass from 1

Gonzaga - Box Low Post Iso

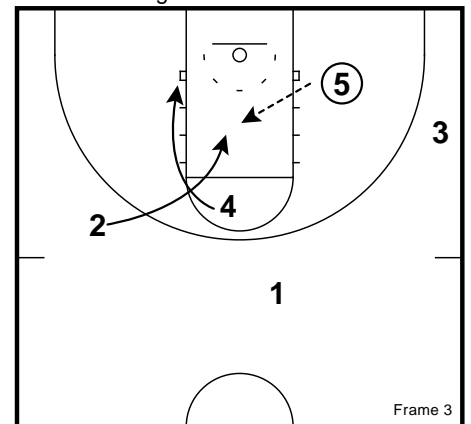


2 sets back screen on x5 to allow 5 to come across the lane and receive the post entry pass from 3

2 relocates to the weak side wing after screening

4 shapes up around the FT line area

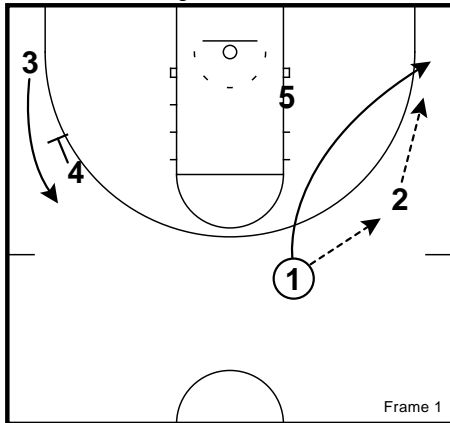
Gonzaga - Box Low Post Iso



5 turns to face and hits 2 cutting in the lane off the dive cut from 4

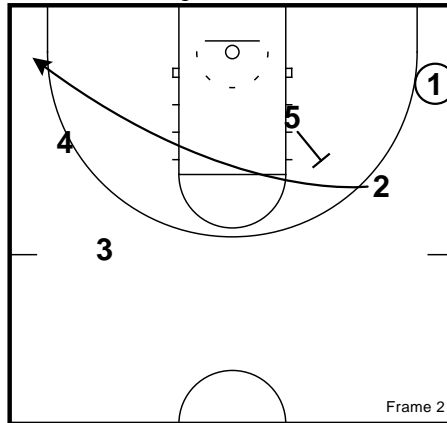
March Madness Playbook

Gonzaga - Corner Roll



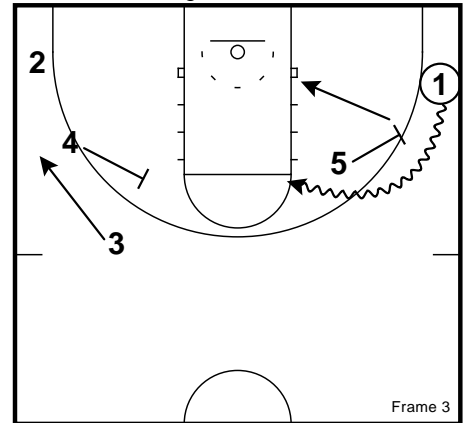
1 passes to 2. 1 cuts to the corner. 2 passes to 1.

Gonzaga - Corner Roll



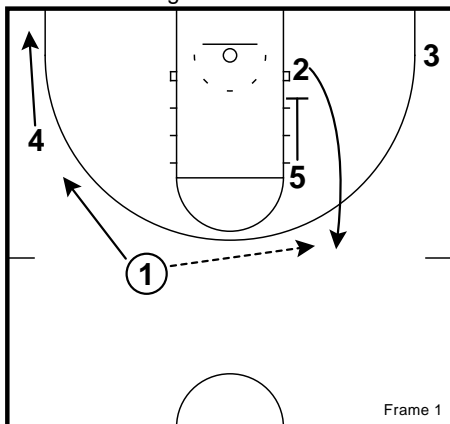
5 sets a back-screen for 2. 2 clears to the opposite corner.

Gonzaga - Corner Roll



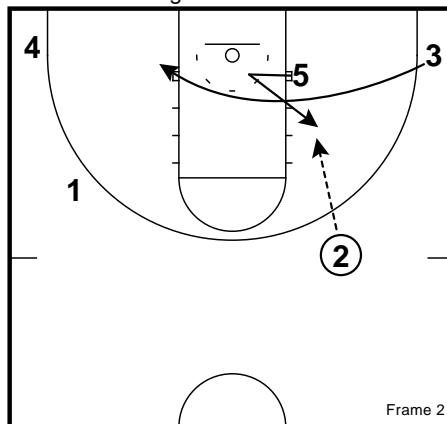
5 sets a side ball-screen for 1. 1 dribbles off screen. 5 rolls to the basket. 4 sets flare screen for 2. 3 flares to wing. 1 has option of passing to 5 or 3.

Gonzaga - Curl Duck-In



5/2 narrow pin down
1/2 pass
4 and 1 space the floor

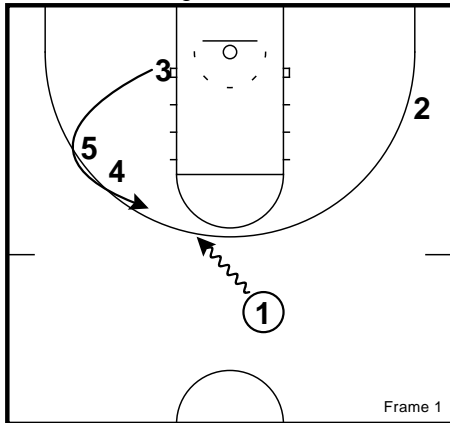
Gonzaga - Curl Duck-In



5/3 cross screen
As x5 helps on 3, 5 duck-in hard
2/5 post feed

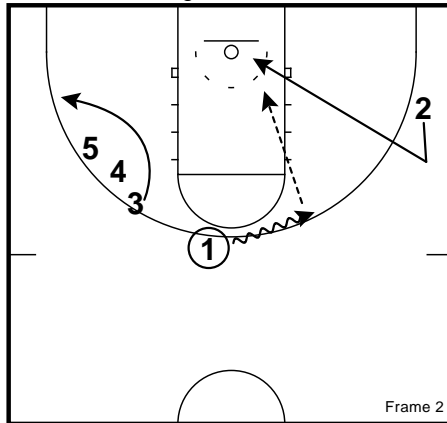
March Madness Playbook

Gonzaga - Double Go



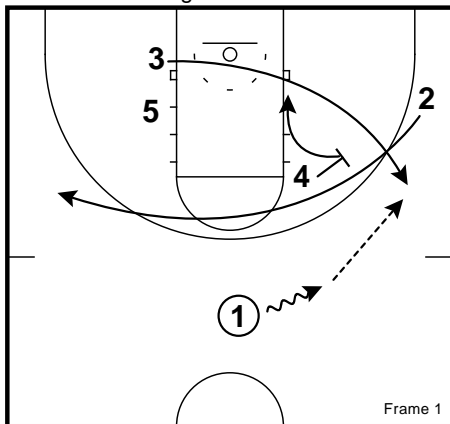
5 and 4 set a double screen for 3
1 take a dribble towards the action
3 curl the screens

Gonzaga - Double Go



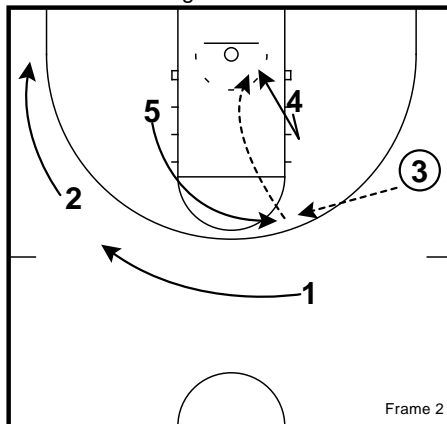
1 reverse dribble to quickly changed sides
2 make a hard cut up towards the ball prior to cutting back door.

Gonzaga - Hi / Lo Set



2 makes the "Iverson" cut over the top off the elbow screen from 4
3 cuts baseline to the wing receiving the pass from a dribbling 1

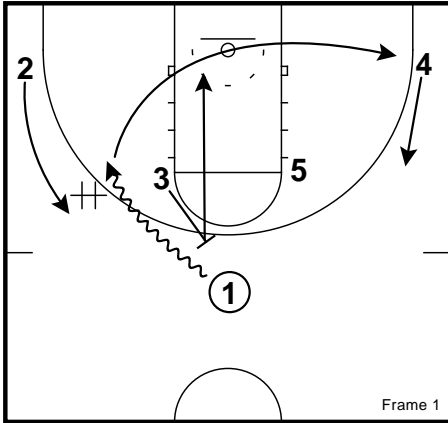
Gonzaga - Hi / Lo Set



After passing:
1 cuts away to the weak side wing pushing 2 to the corner
5 flashes hard to the FT Line / elbow area receiving the pass from 3
Off the pass 4 turns to seal for the Hi / Lo pass

March Madness Playbook

Gonzaga - Horns Bump



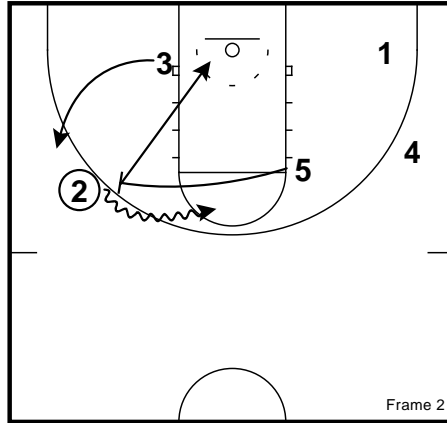
3/1 ball screen

3 roll

1/2 dribble pitch

1 cut to space

Gonzaga - Horns Bump

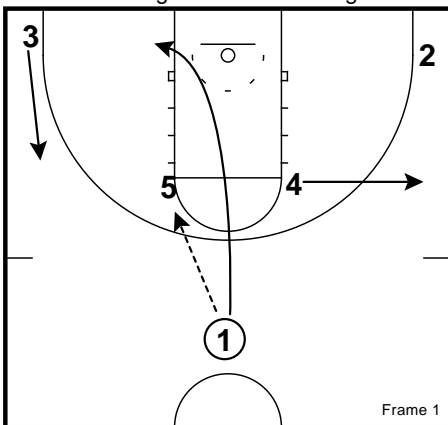


5/2 ball screen

5 roll

3 lift back to wing

Gonzaga - Horns Chicago



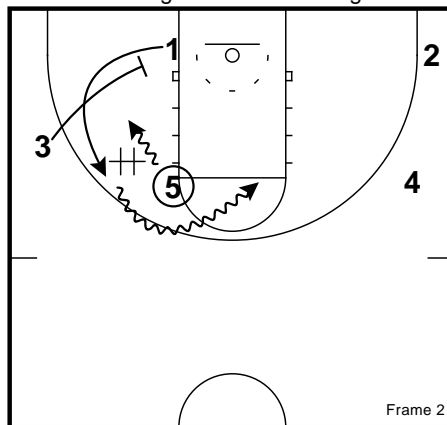
1/5 high post entry pass

4 cut out to space floor

3 lift slightly

1 basket cut down middle of paint

Gonzaga - Horns Chicago



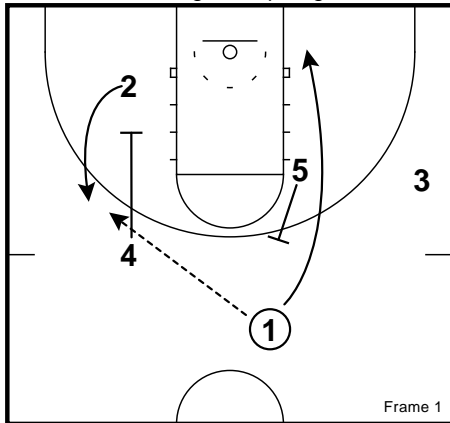
3/1 down screen

5 dribble at 1 for DHO

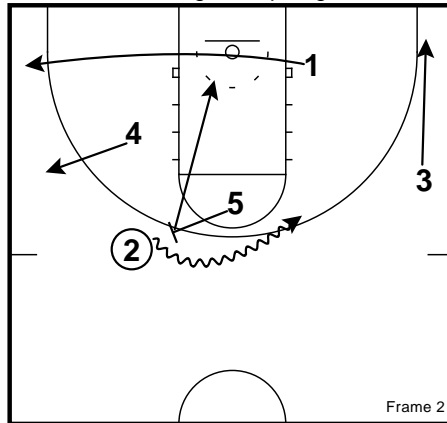
1 attack with strong hand to space

March Madness Playbook

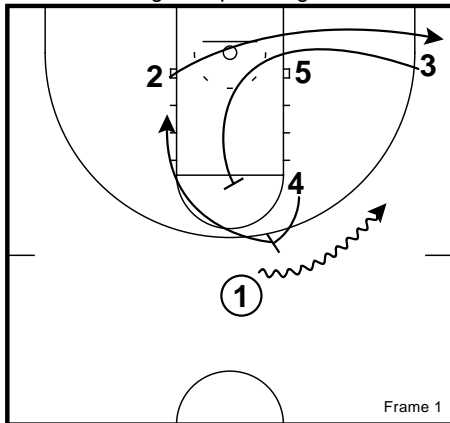
Gonzaga - Rip High



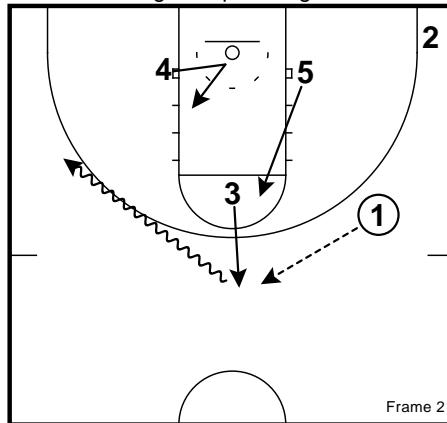
Gonzaga - Rip High



Gonzaga - Spain High-Low



Gonzaga - Spain High-Low



4/1 high pick and roll

As PNR action occurs 2 and 3 spring by one another almost as if to rub screen

3 screen x 4 so 4 can sprint to rim for lob

3 pop to receive pass from 1 if lob is not available

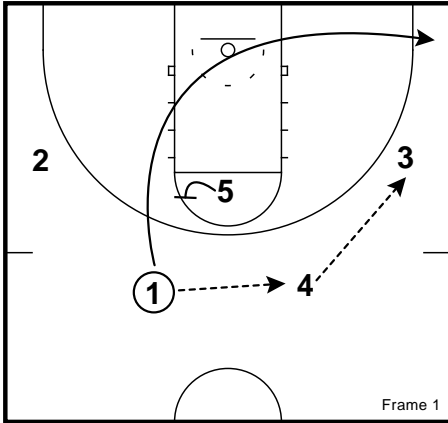
3 dribble to wing to create post feed angle

4 duck-in hard

5 sprint to FT line to play high-low game with 4

March Madness Playbook

Iona - Chin

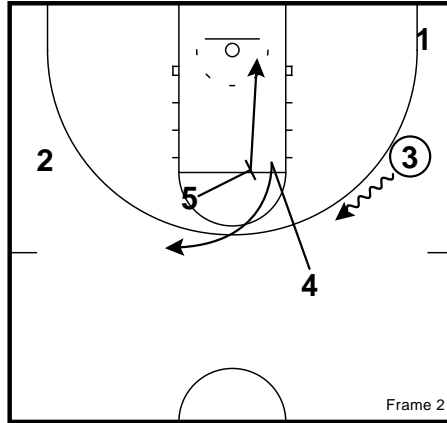


1/4 reverse

1 sprint of back screen from 5

4/3 reverse

Iona - Chin

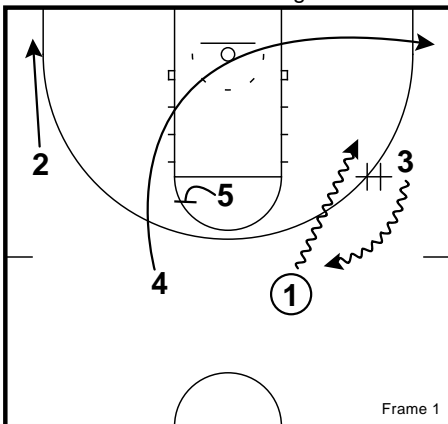


5/4 down screen

3/4 pass

5 slip

Iona - Chin High

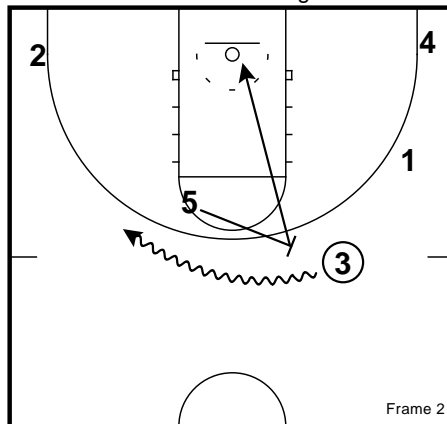


1/4 reverse

1 sprint of back screen from 5

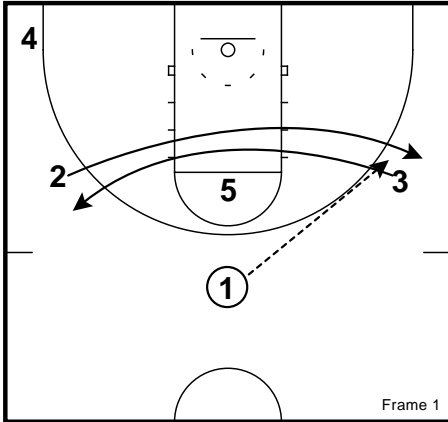
4/3 reverse

Iona - Chin High



March Madness Playbook

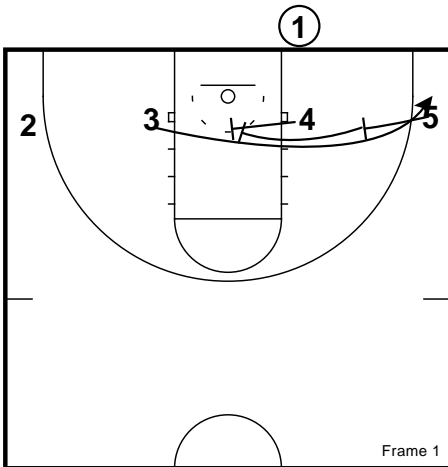
Iona - Quick High



2 and 3 sprint to exchange sides of the floor.

1/2 pass.

Iowa State - ATO BLOB 4 Low Stagger STS



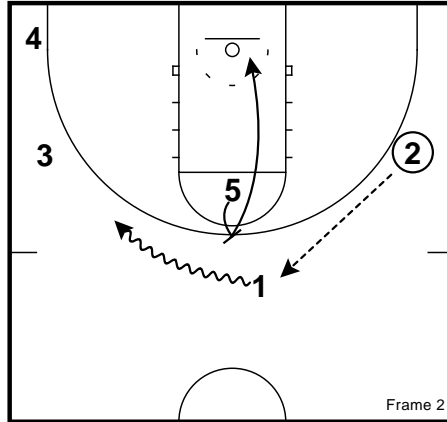
4 sets initial cross screen for 3 who goes over the top.

5 steps up and in to set second staggered screen for 3 inside the 3 point line.

3 catch and shoot.

5 looks to set post to post screen for 4 to flash to ball as secondary option.

Iona - Quick High



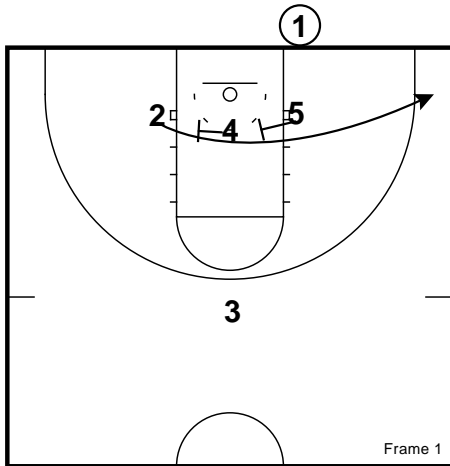
2/1 pass

5/1 ball screen immediately on 1's catch

5 dive to create single side bump

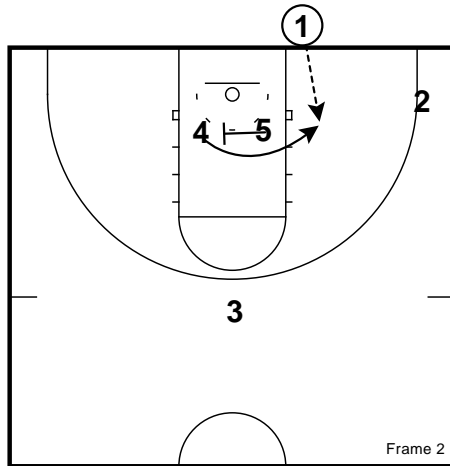
March Madness Playbook

Iowa State - ATO BLOB Stagger Single STS



4 and 5 set a double staggered screen for 2 who uses them and clears to corner.

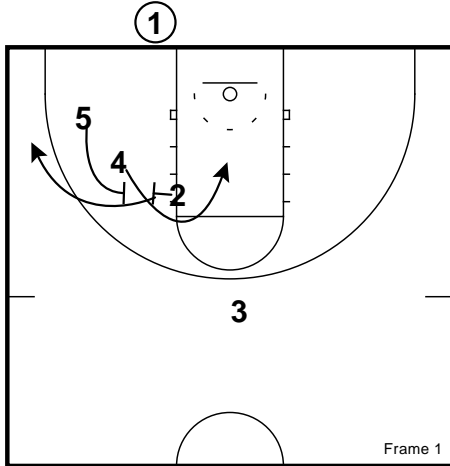
Iowa State - ATO BLOB Stagger Single STS



5 sets a cross screen for 4.

4 uses the screen and receives inbounds from 1 for a catch and shoot.

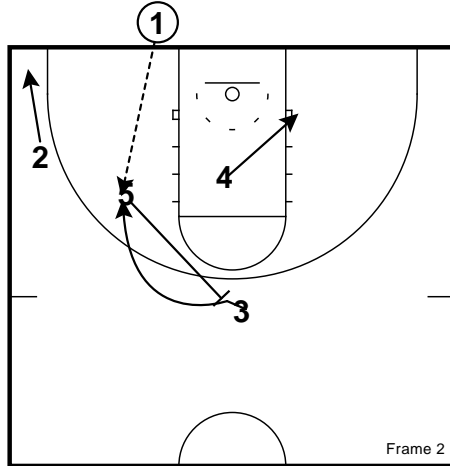
Iowa State - BLOB Diagonal STS



2 sets a back screen on 4's man, and 4 curls hard into the paint as the first option.

5 screens for 2 and 2 curls into the corner as the second option.

Iowa State - BLOB Diagonal STS

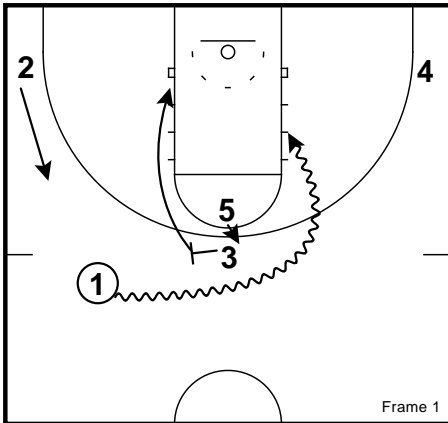


After setting his screen for 2, 5 sprints to 3 at the top of the key.

3 uses 5 screen to curl into the opening left by initial screening action for a catch and shoot.

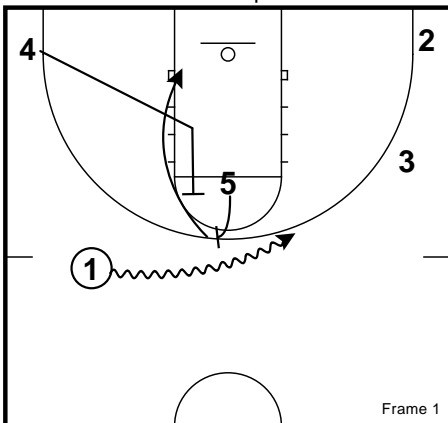
March Madness Playbook

Jacksonville State - Tandem BS



Stacked ball screen from the 3 and the 5. 3 sets the screen, then jumps to the rim on the opposite side of the ball. 5, a stretch-shooting big, pops to the top of the key as 1 comes off, hoping his man helps on the drive

Kansas - 5-up Muscle

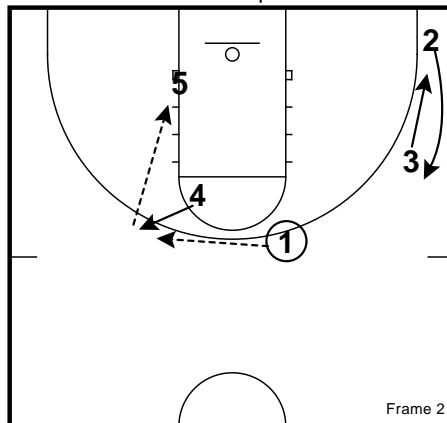


5 sets a ball screen for 1

4 back screens 5

5 cuts for the lob

Kansas - 5-up Muscle



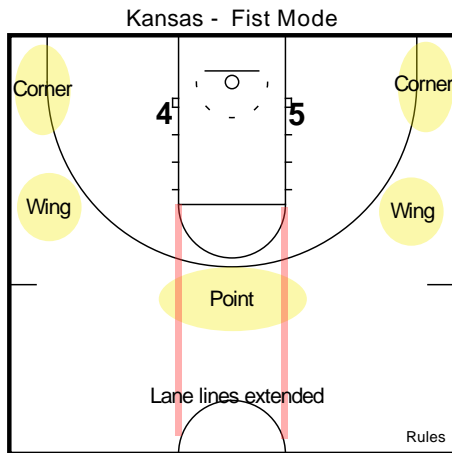
IF LOB IS NOT THERE

4 pops for a pass from 1

3 and 2 exchange on weak side

4 feeds 5 for post iso

March Madness Playbook



Offense Rules:

1. Guards should fill any one of 5 spots on the floor, corners, wings, and the point. If the only guard on a side, the guard should be in the wing position.

2. If the ball is passed from the point or middle to a wing or post, the point player must cut to the opposite corner

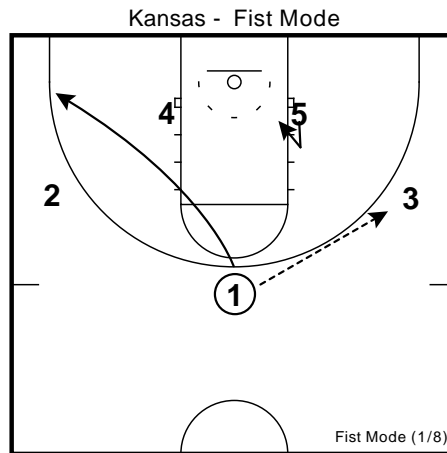
3. Anytime a forward catches the ball, and passes it back out to a guard, he chases the ball into a ball screen.

4. On any ball screen, the guard should try to drive to the rim (baseline or middle).

5. On any baseline drive off a ball screen, the forward pops out for pick and pop.

6. On any middle drive off a ball screen, the forward rolls off and sets a down screen for the strong side corner then slips to the basket and if a forward is on the ball-side block they must relocate to the opposite block

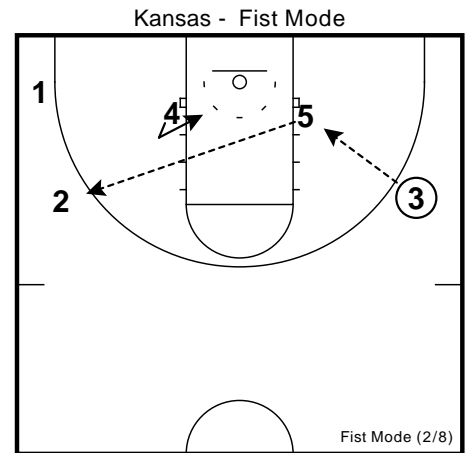
7. On any middle drive off a ball screen or ball reversal, the weak-side forward should duck in once the ball crosses the lane.



On pass from point to wing:

- 1 cuts to the opposite corner (rule 2)

- 5 ducks in as soon as the ball crosses the lane line extended (rule 7)

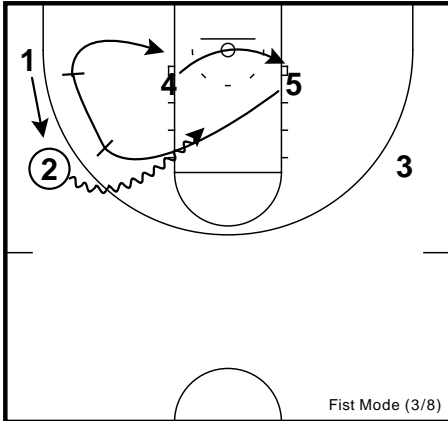


3 enters the ball into the post and then 5 passes out to 2.

Once the ball passes the lane line extended, 4 ducks in (rule 7).

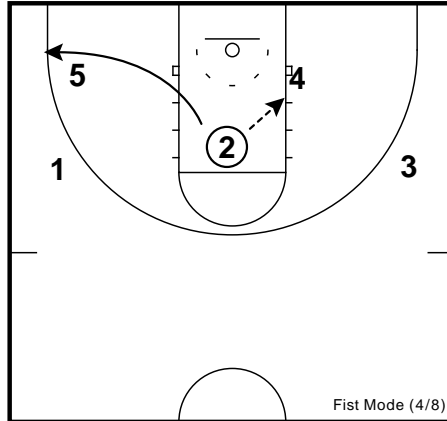
March Madness Playbook

Kansas - Fist Mode



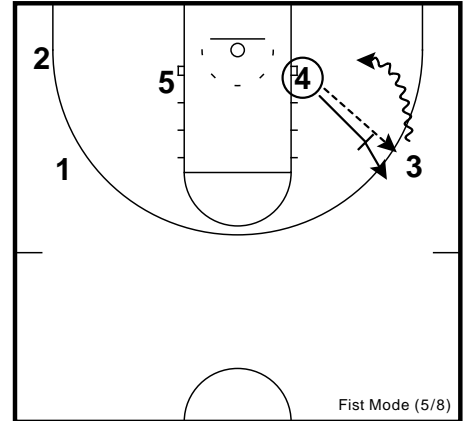
5 follows his pass with a ball screen (rule 3).
 2 attempts to drive to the rim on his drive (rule 4).
 4 clears the ball-side block on the drive and relocates to the opposite side block (rule 6).
 5 sets a pin down screen for 1, then slips to the basket (rule 6).

Kansas - Fist Mode



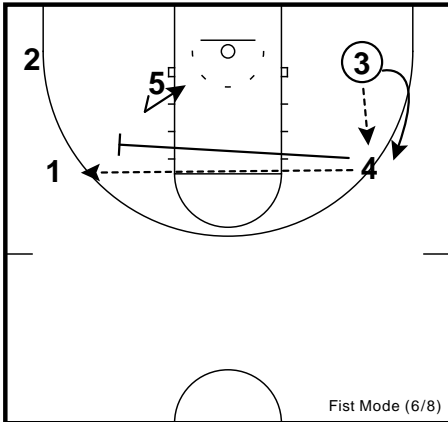
2 passes to 4, then clears to the opposite corner (rule 2).

Kansas - Fist Mode



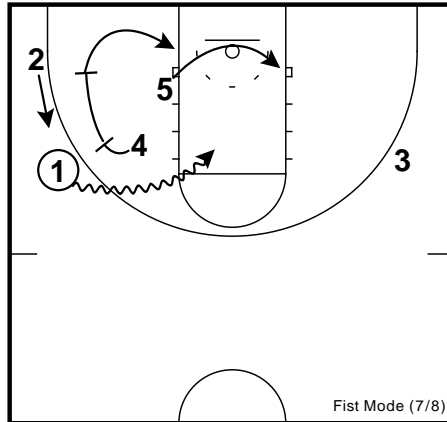
4 passes out to 3, then follows his pass with a ball screen (rule 3).
 3 drives baseline and attempts to attack the rim (rule 4).
 On the baseline drive, 4 pops (rule 5).

Kansas - Fist Mode



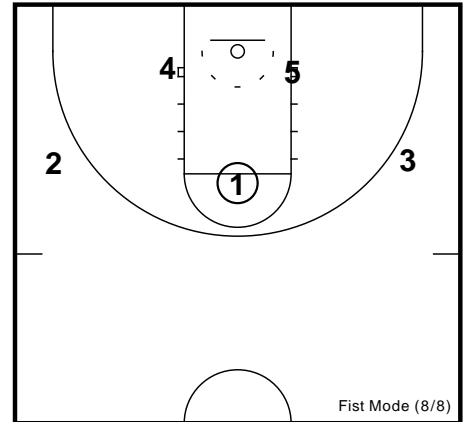
3 passes to the popping 4, who then passes to 1.
 4 follows his pass with a ball screen (rule 3).
 5 ducks in as soon as the pass from 4 to 1 passes the lane line extended (rule 7).
 3 is the only guard on his side, so he relocates to the wing (rule 1).

Kansas - Fist Mode



1 drives and attempts to attack the rim (rule 4).
 5 clears the ball-side block and relocates to the weak side block (rule 6).
 4 sets a pin down screen for 2, then slips to the basket (rule 6).

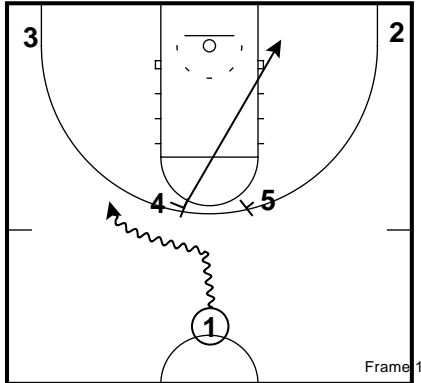
Kansas - Fist Mode



The offense can continue indefinitely and each movement by players will follow the 7 rules of the offense.

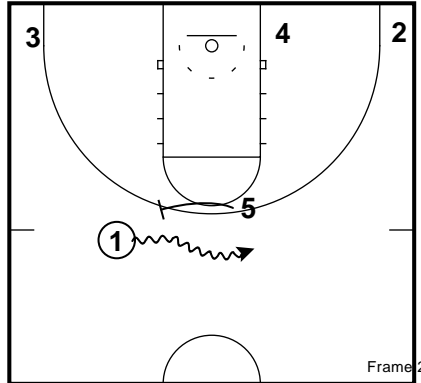
March Madness Playbook

Kansas - Horns Twist Pindown



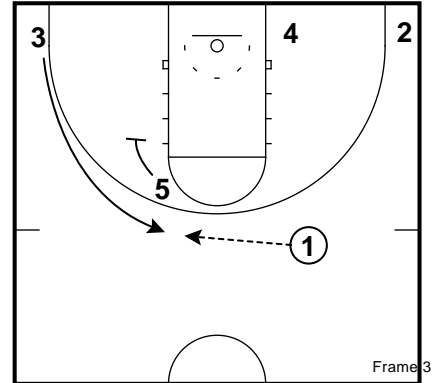
1 uses the ball screen from 4.
4 dives to the rim.

Kansas - Horns Twist Pindown



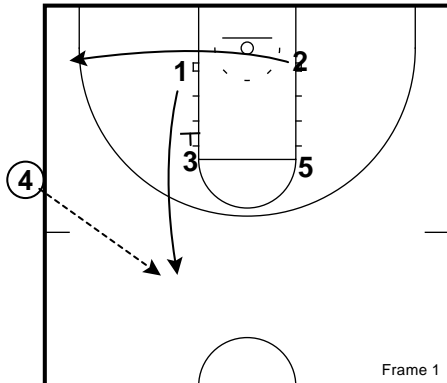
1 dribbles off the ball screen from 5.

Kansas - Horns Twist Pindown



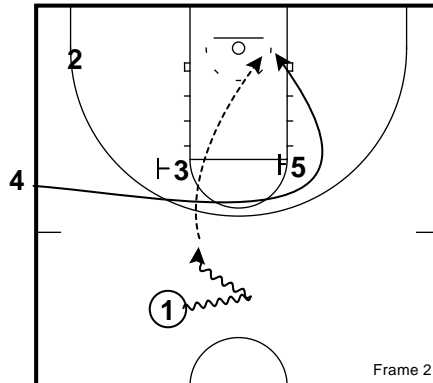
5 sets a pindown screen for 3.
1 passes to 3 for the shot or drive.

Kansas - SLOB Iverson Lob



1 makes a zipper cut off of the screen from 3.
2 cuts to the corner.
4 passes to 1.

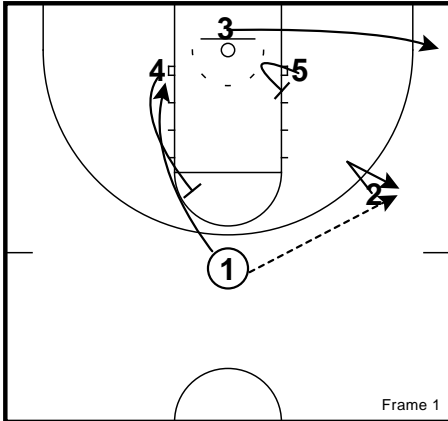
Kansas - SLOB Iverson Lob



4 makes an Iverson cut over screens from 3 & 5.
1 follows 4 with the dribble then cuts back for a better passing angle before 4 curls around 5.
1 makes a lob pass to 4 at the rim.

March Madness Playbook

Kent State - Ball Screen DHO Crush



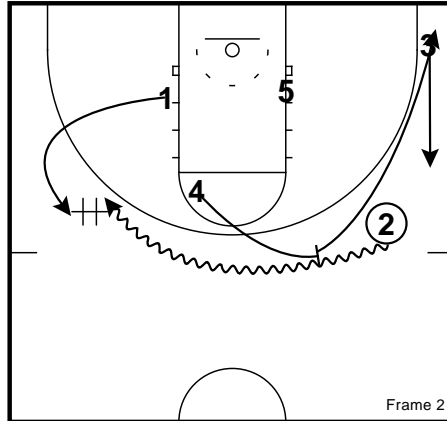
1 enters the ball to the wing after the V-Cut from 2 to get open.

4 sets a high post rip screen for 1 for the backside lob or quick pass (not there).

5 seals his man at the midpost for an immediate look to dump down.

3 sets up his man then sprints to the ball corner

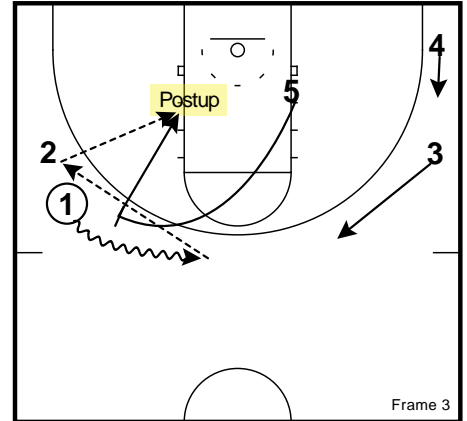
Kent State - Ball Screen DHO Crush



4 lifts straight into a ball screen for 2 at the slot, then clears to the corner as 3 lifts to the wing.

2 uses the ball screen and dribbles to the opposite wing, where 1 takes a dribble hand off.

Kent State - Ball Screen DHO Crush



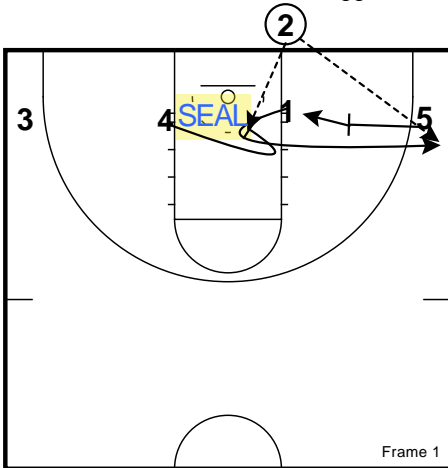
Immediately following the handoff, 5 sprints into a ball screen for 1.

1 uses the ball screen to the middle, then hits right back to 2 on the wing.

5 has since rolled to the rim and has a post isolation just off the mid post.

3 and 4 space accordingly and show for a kickout from 5.

Kent State - BLOB 4 Low Stagger Pin



Start with a loop behind back screen for 1 from 4.

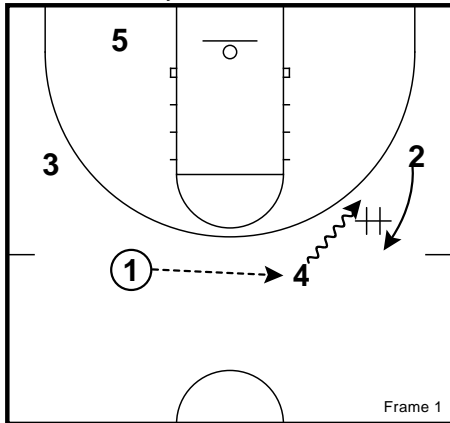
5 steps in and screens 1's man and his own.

2 passes in to 1 for a three, pullup, or feed to 5 posting hard.

4 seals inside for an early look before the pass to 1.

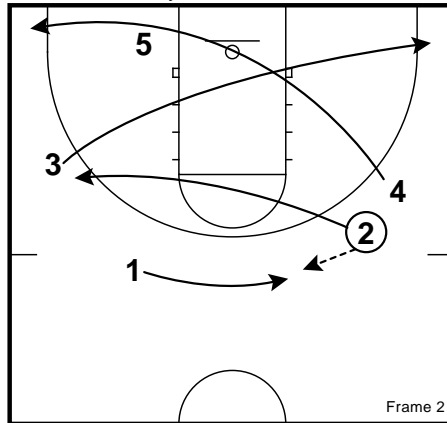
March Madness Playbook

Kentucky - False Motion Iso



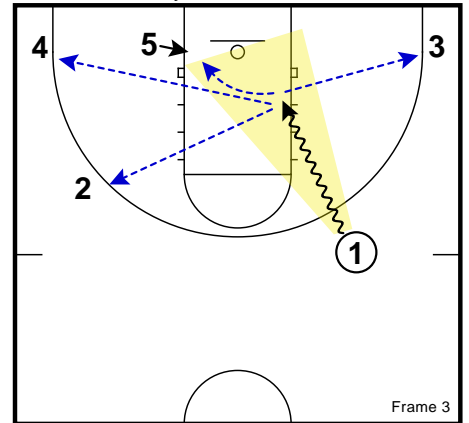
1 passes to 4
4 dribble hand off to 2

Kentucky - False Motion Iso



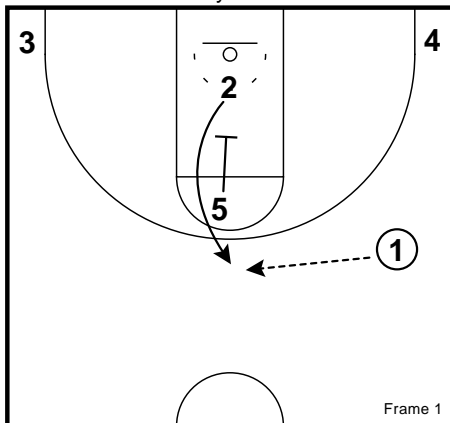
4 and 3 exchange to opposite corners
2 passes to 1
2 cuts to opposite wing

Kentucky - False Motion Iso

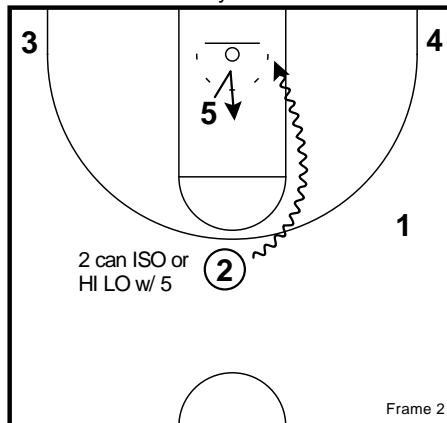


1 is isolated, and attacks to score
If 1 can't score, weakside is loaded with shooters
5 is in the dunk spot
A kick out to 3, is a driver, who will also be isolated.

Kentucky - Gut Pin

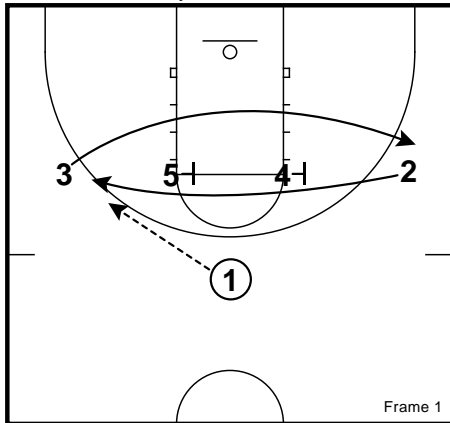


Kentucky - Gut Pin



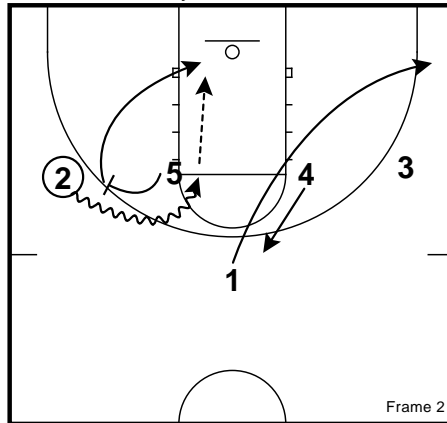
March Madness Playbook

Kentucky - Iverson Chase



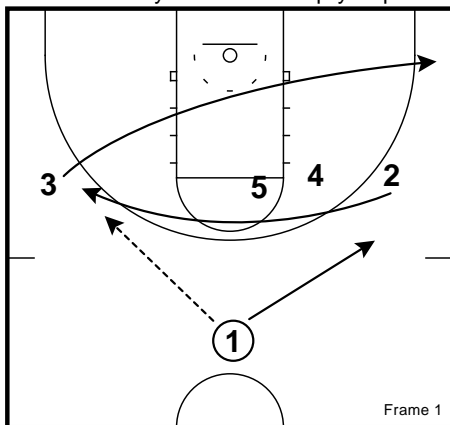
- 3 cuts underneath to the opposite wing
- 5 and 4 screen 2
- 2 Iverson Cuts to the opposite wing
- 1 passes to 2

Kentucky - Iverson Chase



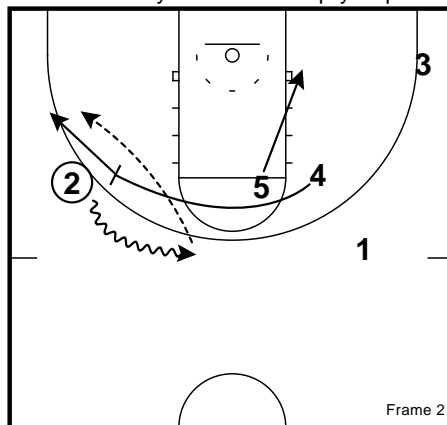
- 1 cuts to the opposite corner
- 4 cuts to the top of the key
- 5 sets a wing ball screen and rolls
- 2 attacks off the ball screen

Kentucky - Iverson Empty Slip



- 2 and 3 cut opposite to the wing area
- 1/2 pass and space

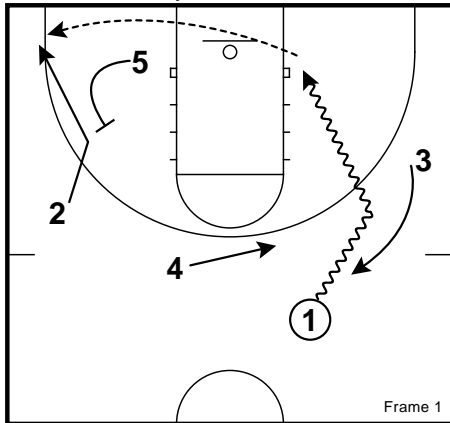
Kentucky - Iverson Empty Slip



- 4 cut over top of 5 and go to set ball screen for 2
- 5 get to opposite block
- 4 slip ball screen to a pop
- 2/4 pass to empty side

March Madness Playbook

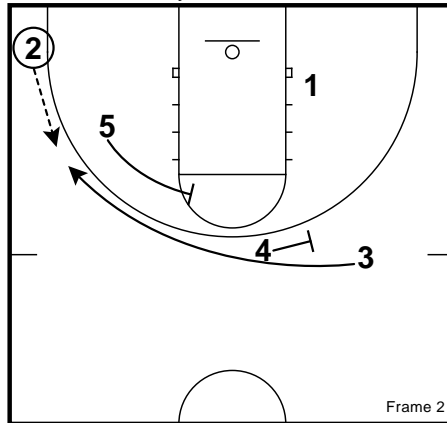
Kentucky - Pistol Hammer



1 fakes a DHO with 3 on the wing and dribbles hard to the baseline.

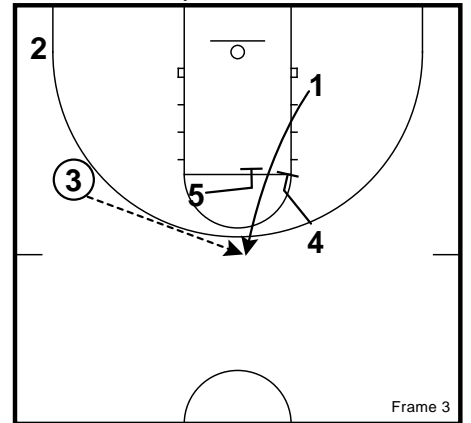
5 sets the hammer screen for 2 cutting to the corner for a 3.

Kentucky - Pistol Hammer



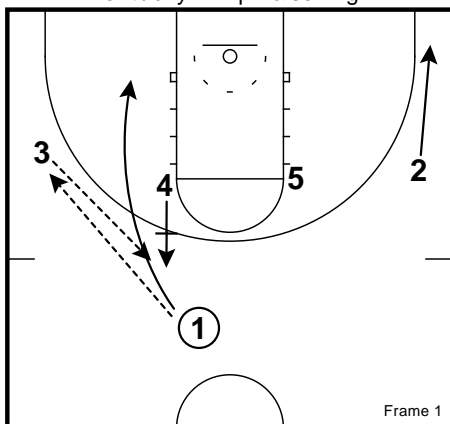
If 2 doesn't have a shot, 4 and 5 stagger for 3 cutting hard to the ball.

Kentucky - Pistol Hammer



If 3 doesn't have a shot, 4/5 set an elevator screen for 1

Kentucky - Rip False High



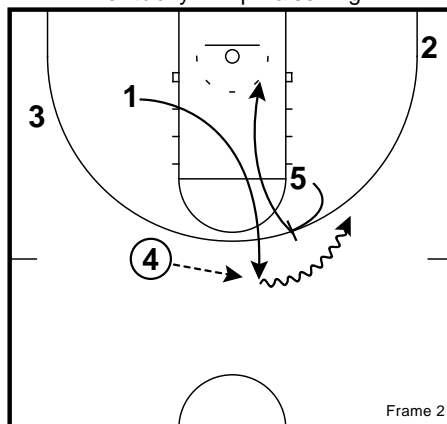
1/3 pass

4/1 back screen

4 pop out

3/4 pass

Kentucky - Rip False High



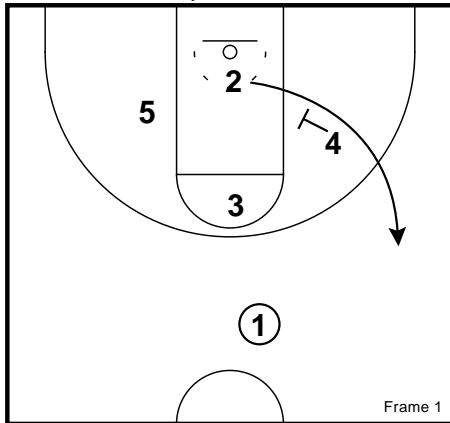
1 pop out

4/1 pass

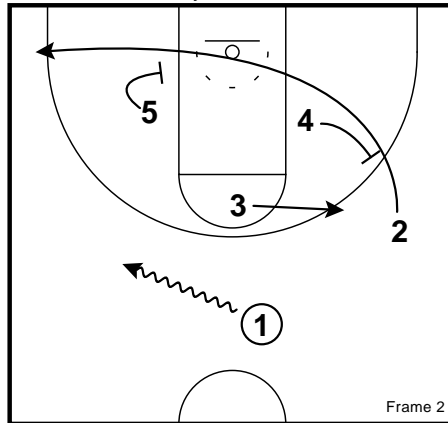
5/1 high ball screen and roll

March Madness Playbook

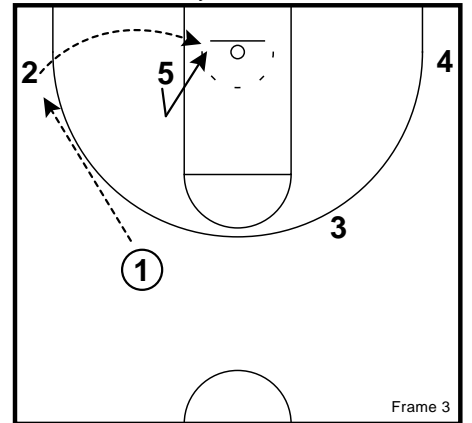
Kentucky - Runner Seal



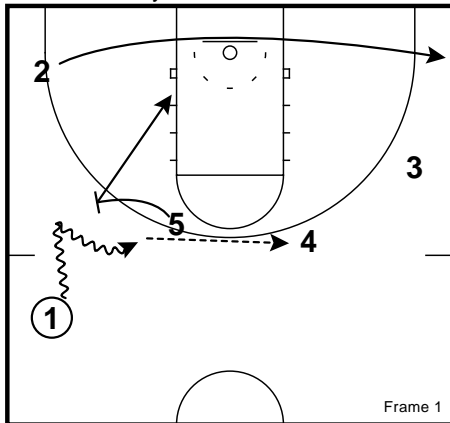
Kentucky - Runner Seal



Kentucky - Runner Seal



Kentucky - Side PNR Backdoor

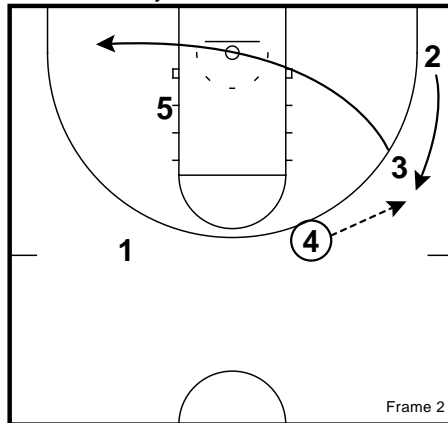


2 cuts to the weakside corner.

5 sets a ball screen for 1.

1 passes to 4.

Kentucky - Side PNR Backdoor

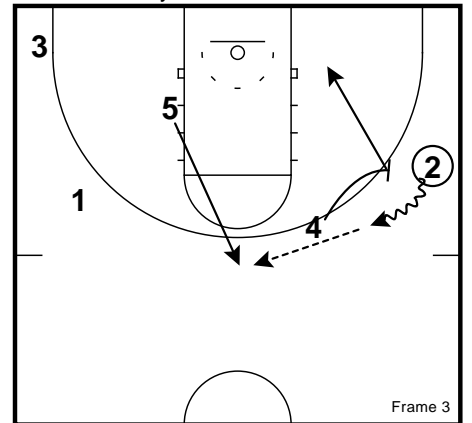


3 cuts backdoor to the weakside.

2 cuts to the wing.

4 passes to 2.

Kentucky - Side PNR Backdoor

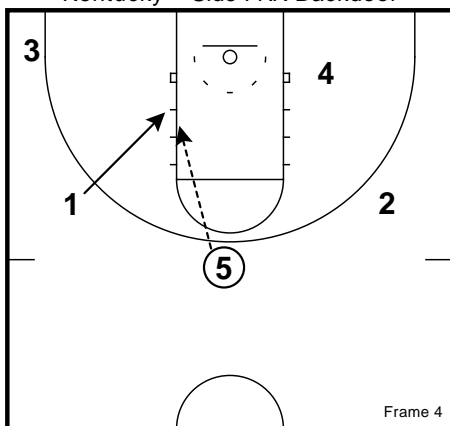


4 follows the pass to set a ball screen for 2.

5 cuts to the top of the key.

2 dribbles off of the screen and passes to 5.

Kentucky - Side PNR Backdoor

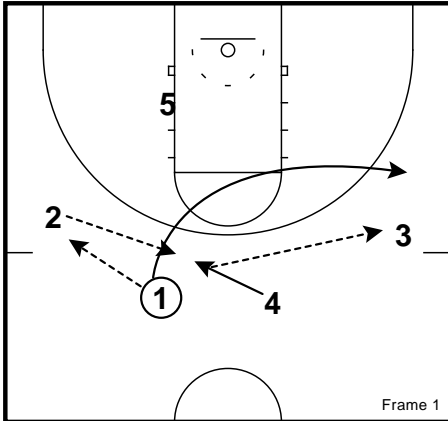


1 cuts backdoor.

5 passes to 1 for a layup.

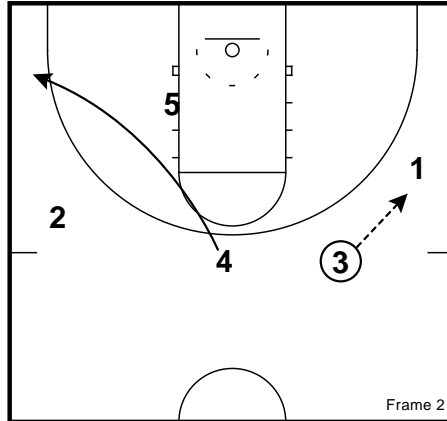
March Madness Playbook

Kentucky - Thru Side



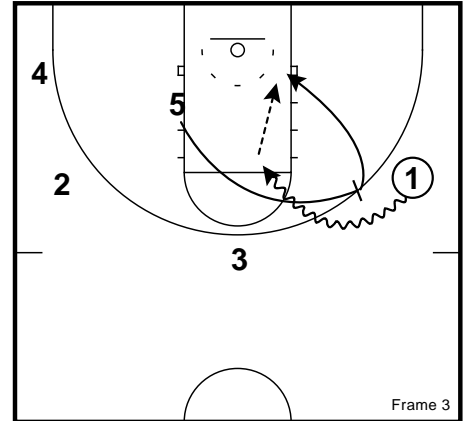
1 throws ahead to 2. 1 cuts through to the right wing. 2 passes to 4. 4 reverses to 3.

Kentucky - Thru Side



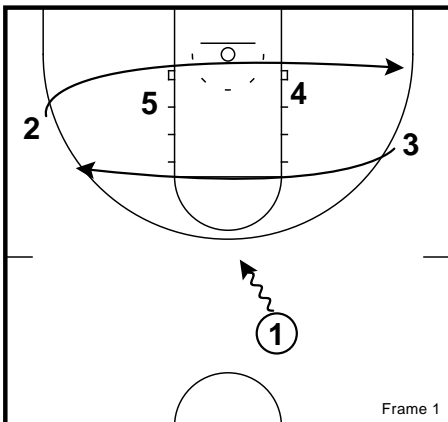
3 passes to 1.

Kentucky - Thru Side



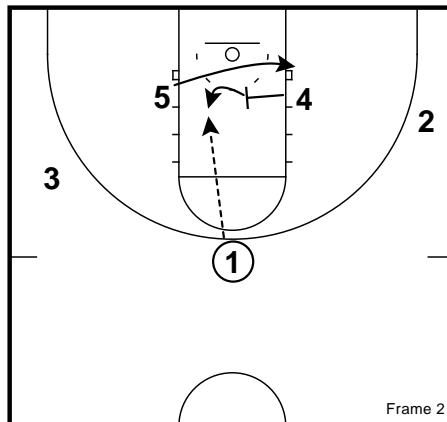
5 (Bam Adebayo) sprints to set a side ball-screen for 1 (De'Aaron Fox). 1 attacks off screen to the middle. 5 rolls to the basket. 1 looks to lob to 5. 5 can slip or postup as well.

Louisville - 45 Cross Seal



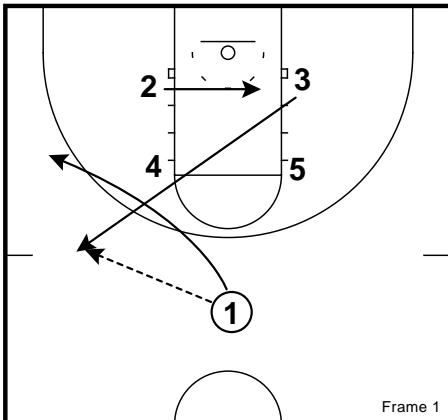
Baseline double as 3 and 2 exchange sides

Louisville - 45 Cross Seal



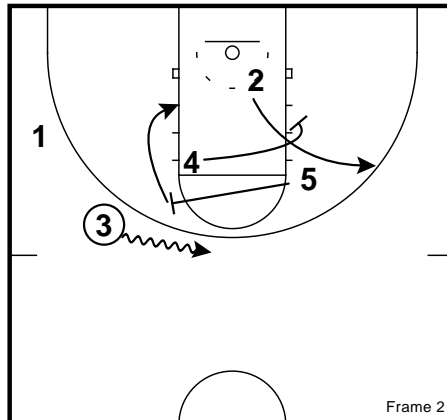
4 sets a cross screen for 5 in the middle of the lane, then seals for the entry pass from 1 and a layup

Louisville - Box Hi-Lo



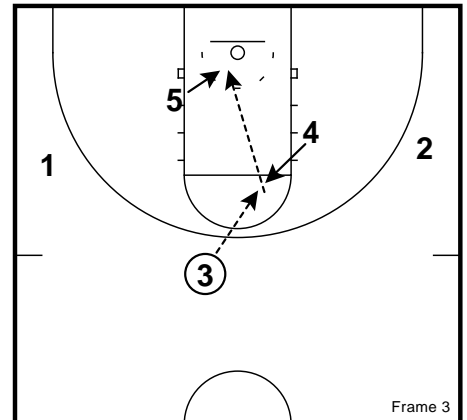
Box set; 3 comes to the wing on a diagonal cut and 1 hits him, then goes ball side

Louisville - Box Hi-Lo



5 comes into a ballscreen, then rolls. 4 floats opposite and picks off 2 coming to the wing

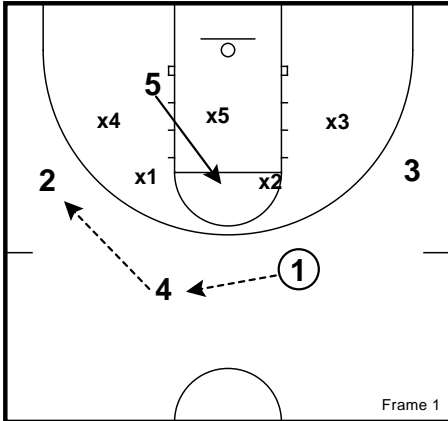
Louisville - Box Hi-Lo



4 then flashes to the hi post, and gets the entry from 3. 4 looks hi-lo to 5

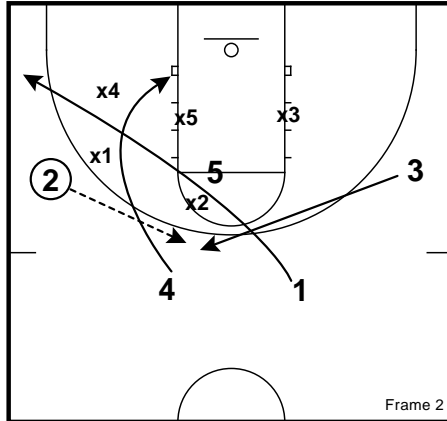
March Madness Playbook

Louisville - Secondary Break (vs Zone)



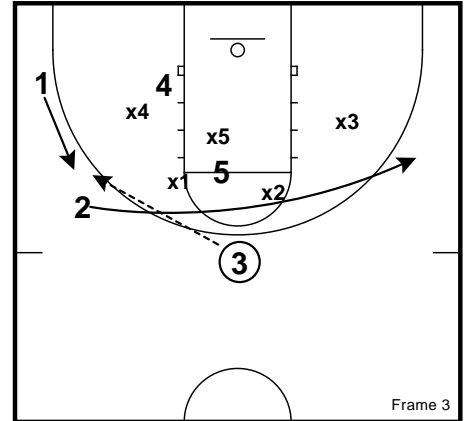
- 1 passes the ball to the trailer (4)
- 4 reverses the ball to the 2
- 5 cuts to the high post

Louisville - Secondary Break (vs Zone)



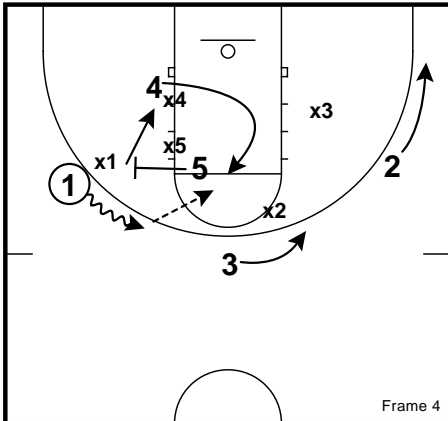
- 4 cuts towards the ball, then dives to the block
- 1 shallow cuts to the ball side corner
- 3 flashes to the top
- 2 passes to 3

Louisville - Secondary Break (vs Zone)



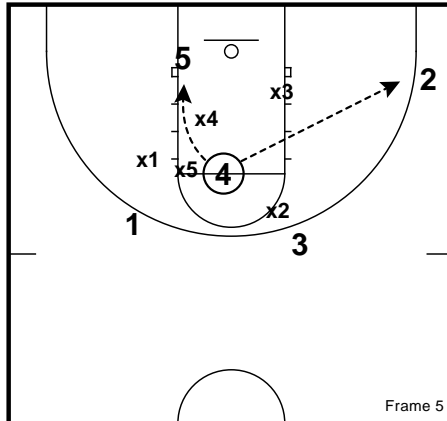
- 2 cuts over the top of the high post, to opposite wing
- 1 lifts to the wing
- 3 passes to 1

Louisville - Secondary Break (vs Zone)



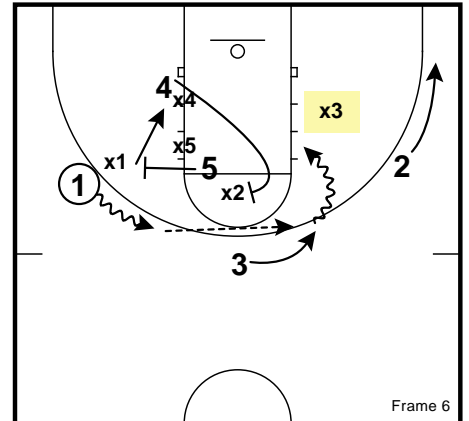
- 5 sets an inside ballscreen for 1 and rolls
- 3 and 2 space away from the ball screen
- 4 circle cuts to the high post
- 1 passes to 4

Louisville - Secondary Break (vs Zone)



- On a catch by 4...
- Turn and look for 5 on the roll
- Look for 2 on skip pass for a 3

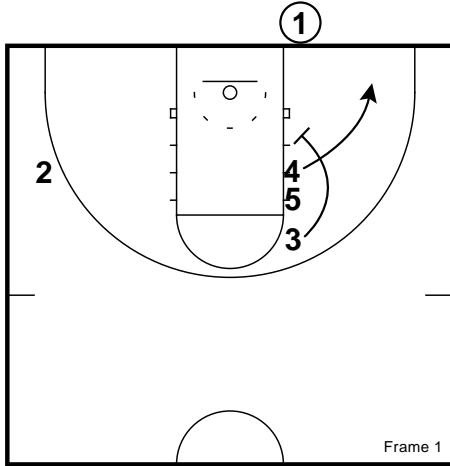
Louisville - Secondary Break (vs Zone)



- If X2 sinks to deny high post...
- 4 circle cuts into a ballscreen
- 1 passes to 3
- 3 drives the 2-on-1 advantage (X3)

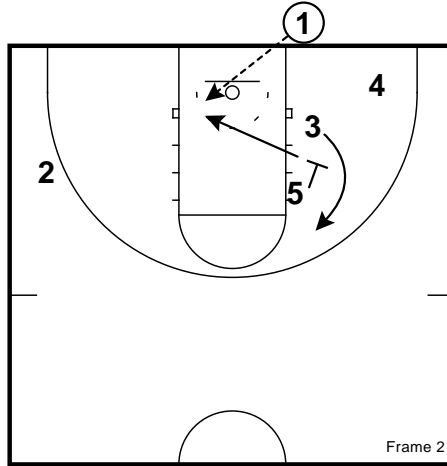
March Madness Playbook

Louisville - Stack 53 Slip



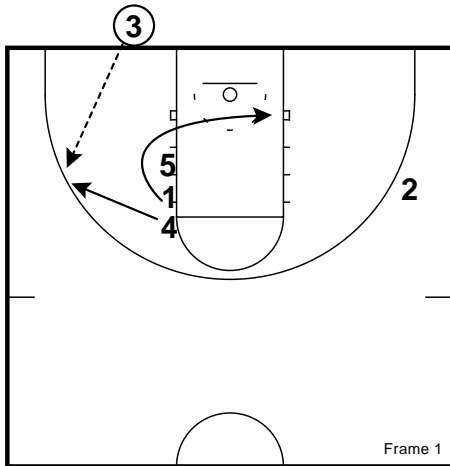
3 screens for 4. 4 cuts to the short corner.

Louisville - Stack 53 Slip



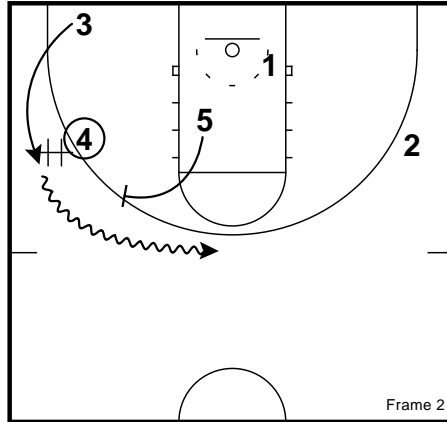
5 screens down for 3. 5 slips to the basket. 1 passes to 5.

Louisville - Stack Stagger High-Low



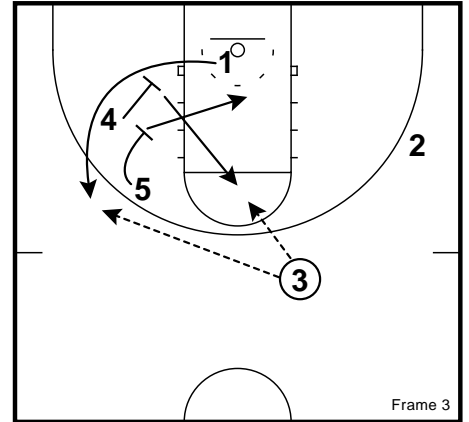
4 pops out to the wing for a catch. 3 passes to 4

Louisville - Stack Stagger High-Low



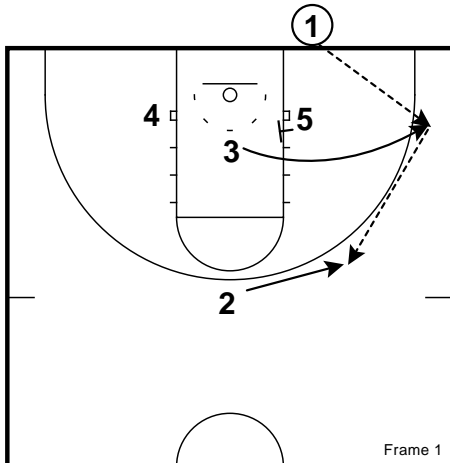
4 & 3 DHO. 5 sets ball-screen for 3. 3 centers the ball.

Louisville - Stack Stagger High-Low



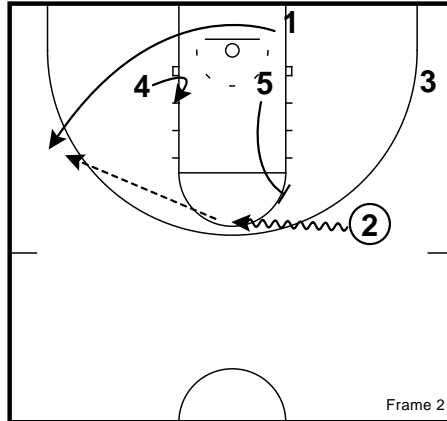
4 & 5 set stagger screen for 1. 4 flashes to the nail. 5 dives to the front of the basket. 3 has option of passing to 1 for shot or 4. 4 looks high-low to 5 if passed.

Louisville - T Swing Seal BLOB



3 comes to the corner for the inbound; 2 fills high for the pass

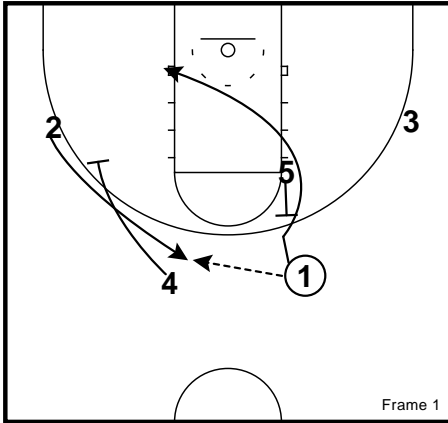
Louisville - T Swing Seal BLOB



Inbounder 1 exits to the opposite wing as 2 comes off a ball screen from 5. As 4 fakes the down screen for 1, he sits in the post looking for contact to seal for the entry.

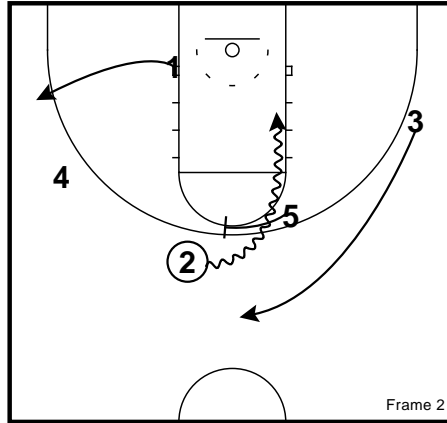
March Madness Playbook

Marquette - Base Chin



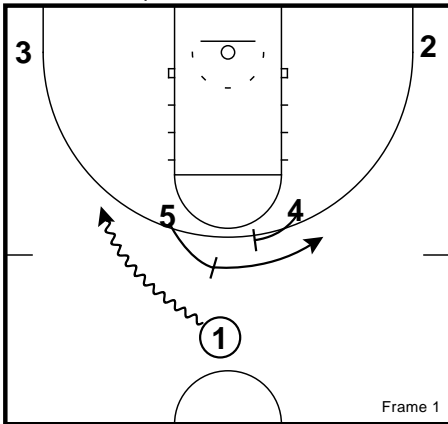
Marquette got into a pin down in to an initial pass. 1 uses the chin screen and fills the ball side corner.

Marquette - Base Chin



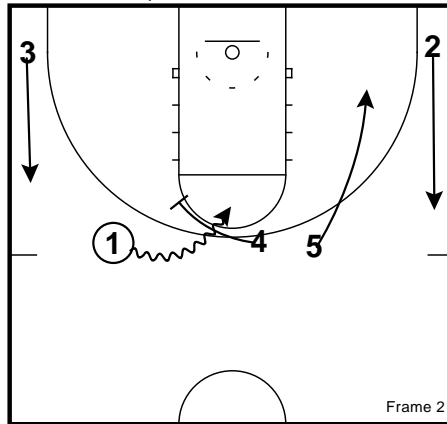
On the catch 2 is immediately dribbling into a ball screen where he attacks the basket, but has a dribble handoff to 3 as an option.

Marquette - Horns Hook



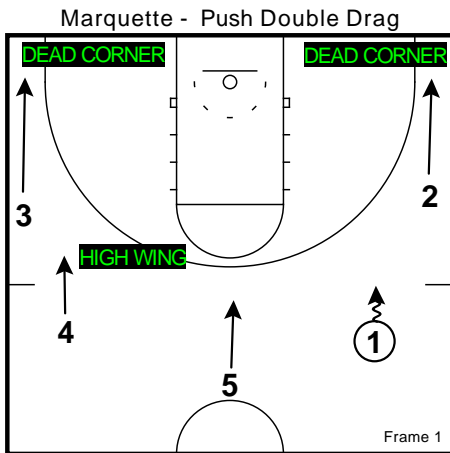
Out of a horns set, 1 uses a high ball screen, and the screener flare screens off the other "horn".

Marquette - Horns Hook



5 then dives to the basket, as 1 then uses a ball screen to get back into the middle. 2 fills the wing.

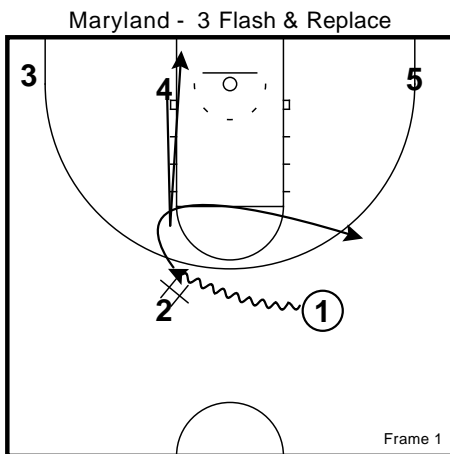
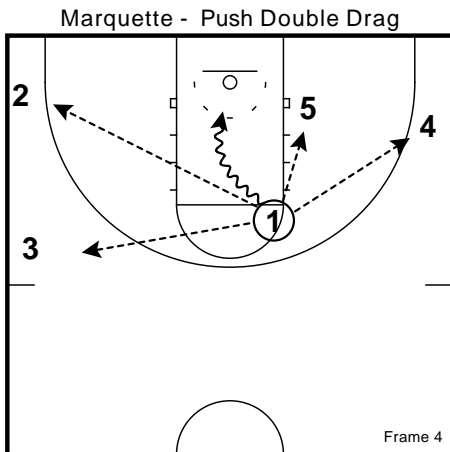
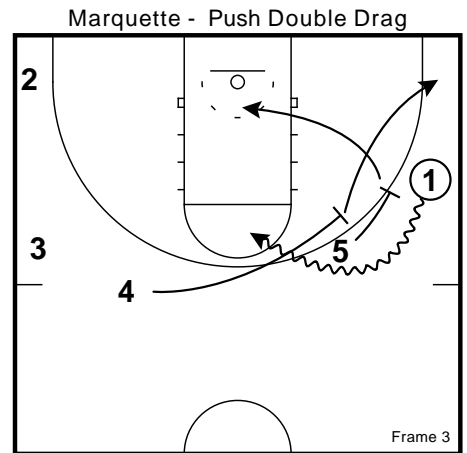
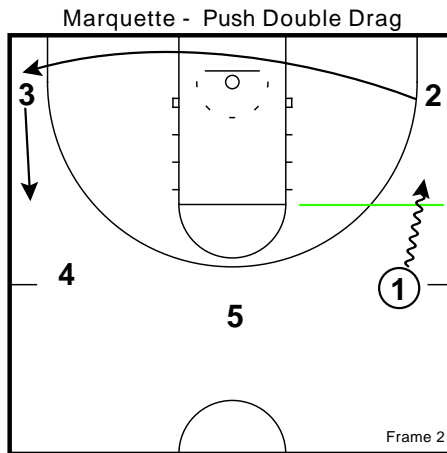
March Madness Playbook



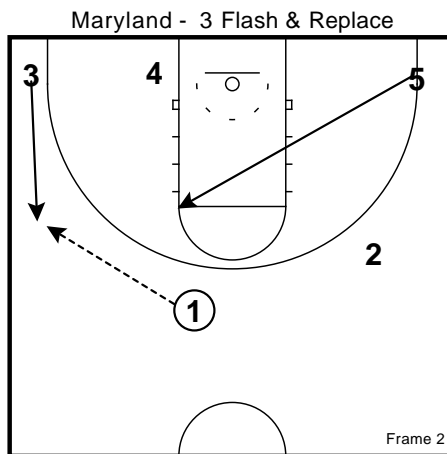
2 & 3 deflate the defense by getting to dead corners

4 is in alley opposite the ball stops at high wing (TOC extended)

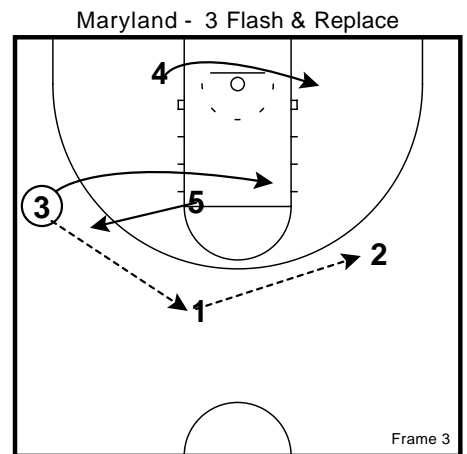
1 brings the ball up the alley



With 2 guards up high, there is a dribble hand off or pass with a quick flash and return to the low post.



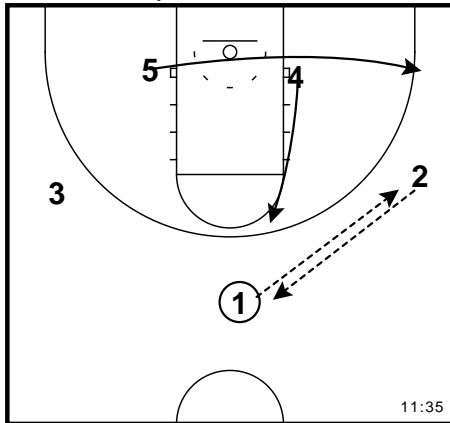
Opposite to the side of the handoff the ball is swung and a big in the far corner flashes to an open space.



As the ball is reversed the weak side guard flashes to an open space and is replaced by the previous flasher.

March Madness Playbook

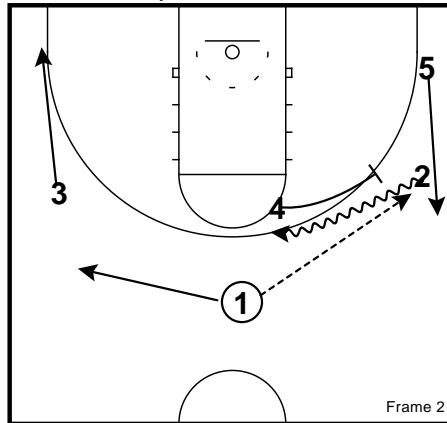
Maryland - Flash Fist



11:35

Out of a 3 out 2 in set, the ball is swung to one side and the weak side big fades to the strong corner. The ball is returned to the top where the ball side big flashes middle.

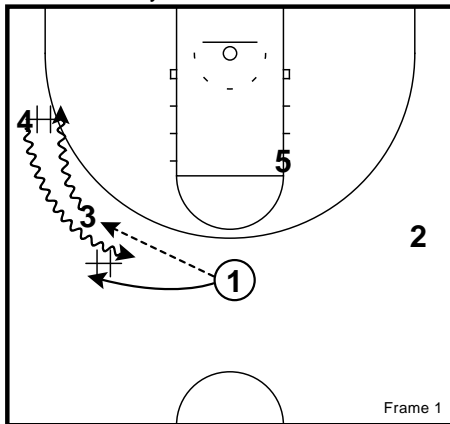
Maryland - Flash Fist



Frame 2

The ball is swung back to the strong side where the flash sets a ball screen, the ready shooters rotate to allow space. The corner big replaces the ballhandler's position.

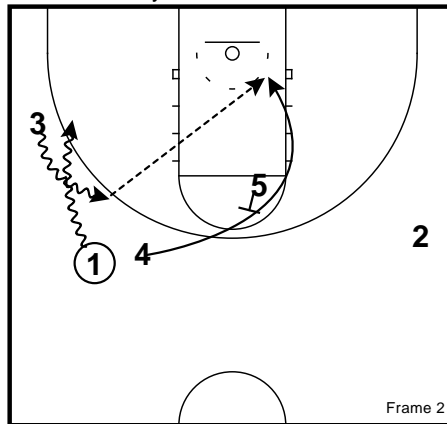
Maryland - Weave Lob



Frame 1

1 passes to 3 who dribble handoffs to 4. 4 dribble handoffs back to 1.

Maryland - Weave Lob

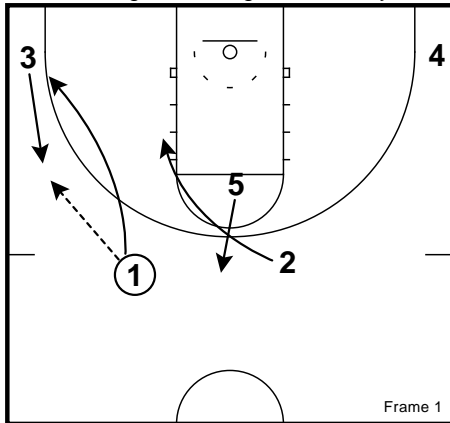


Frame 2

1 then dribble handoffs back to 3. 3 throws a lob to 4 who has pick up speed and runs off a backscreen from 5.

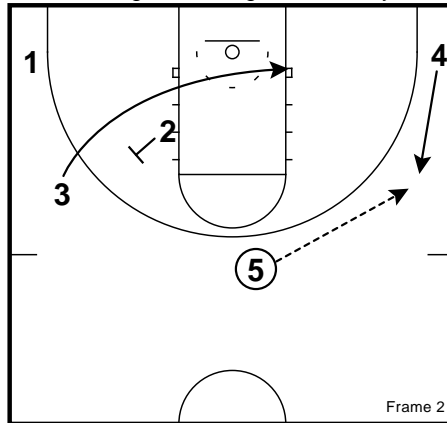
March Madness Playbook

Michigan - 2 High Continuity



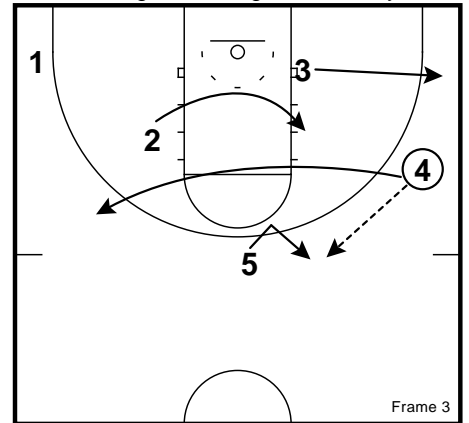
1 passes to 3. 1 cuts to the corner. 5 pops to the top for a catch from 3.

Michigan - 2 High Continuity



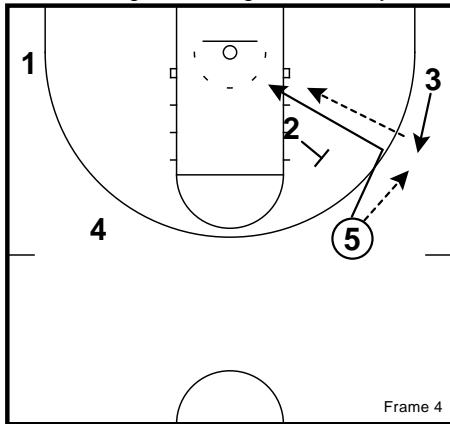
2 sets a shuffle screen for 3. 3 slice cuts to the right block. 4 looks to feed 3 (Zak Irvin) for a postup.

Michigan - 2 High Continuity



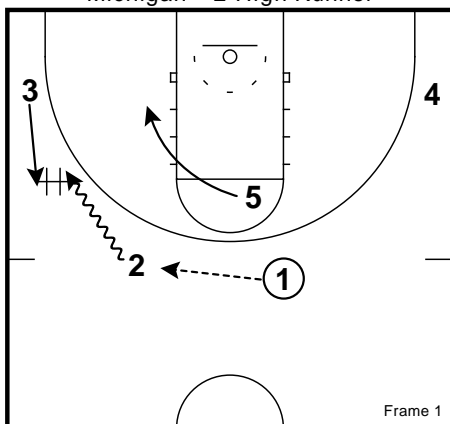
5 pops back for a catch from 4.

Michigan - 2 High Continuity



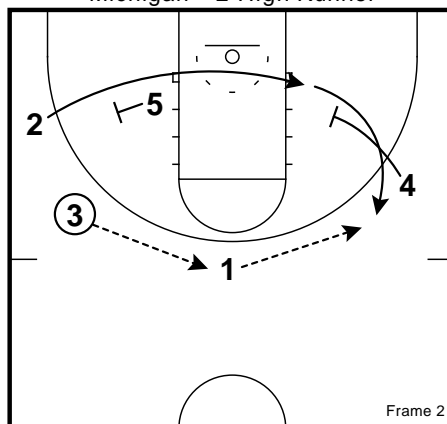
5 passes to 3. 2 sets back-screen for 5. 5 fakes ball-screen for 3 then slips to the basket. 3 passes to 5.

Michigan - 2 High Runner



1 passes to 2. 2 & 3 DHO.

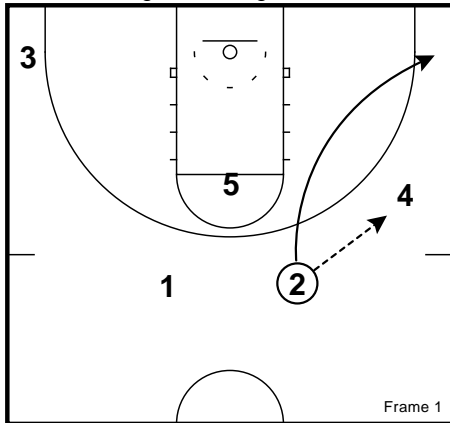
Michigan - 2 High Runner



3 passes to 1. 4 & 5 set stagger screen for 2. 1 passes to 2 for shot.

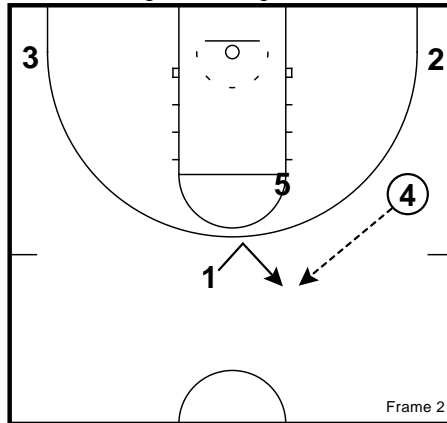
March Madness Playbook

Michigan - 2 High Turnout



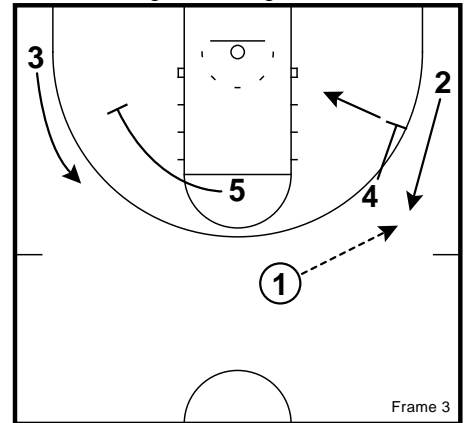
1 passes to 4. 2 cuts to the corner.

Michigan - 2 High Turnout



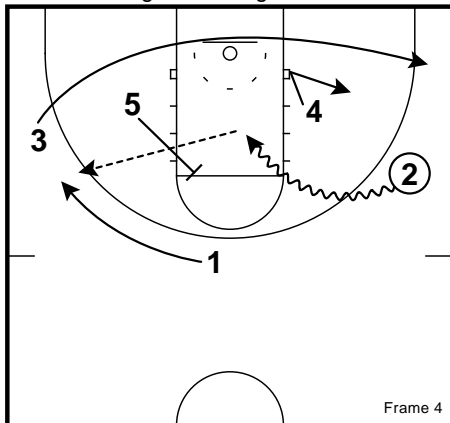
1 makes a V-cut to get open. 4 passes to 1.

Michigan - 2 High Turnout



4 sets down-screen for 2. 2 cuts up to wing. 1 passes to 2. 4 dives to basket.

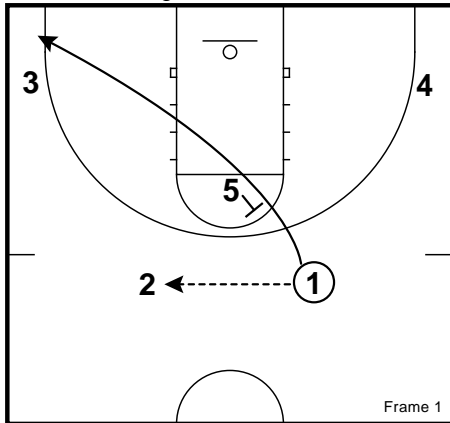
Michigan - 2 High Turnout



4 ducks-in for post-up. 5 sets flare screen for 1. 1 flares to wing. 3 clears out to the right side. 2 drives and passes to 1.

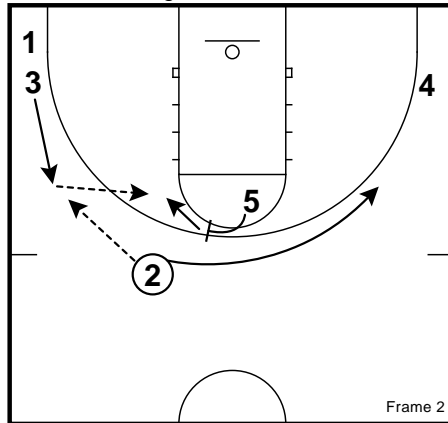
March Madness Playbook

Michigan - 31 FLOP Iso



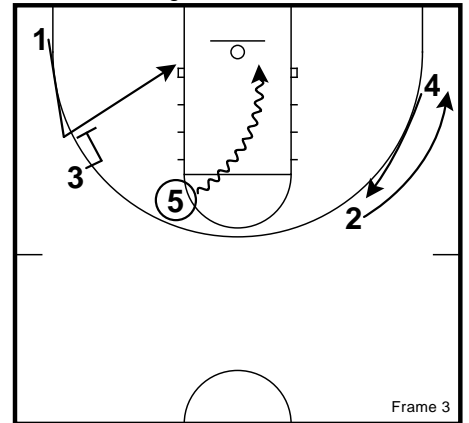
- 1 passes to 2
- 5 screens for 1
- 1 shuffle cuts to the corner

Michigan - 31 FLOP Iso



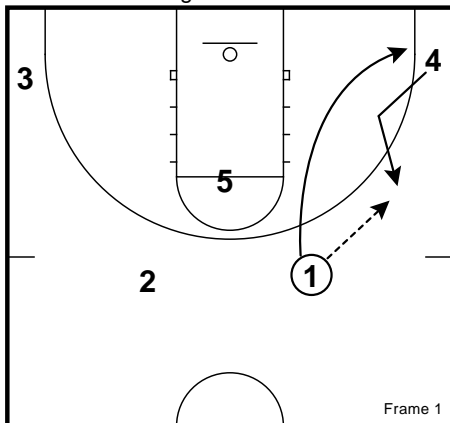
- 2 passes to 3
- 5 sets flare for 2
- 3 passes to 5

Michigan - 31 FLOP Iso



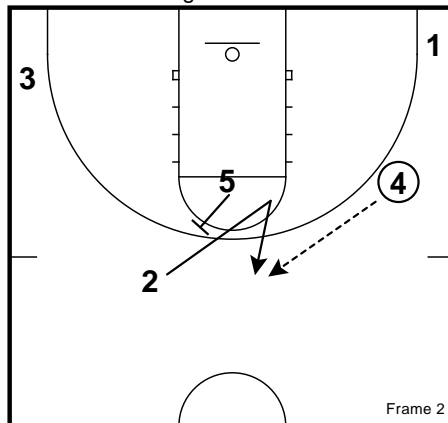
- 4 and 2 exchange, to occupy weak side help
- 3 sets down screen for 1
- 1 goes to point of screen, rejects with a back cut
- 5 looks at screening action, then attacks to the right.

Michigan - 53 FLOP



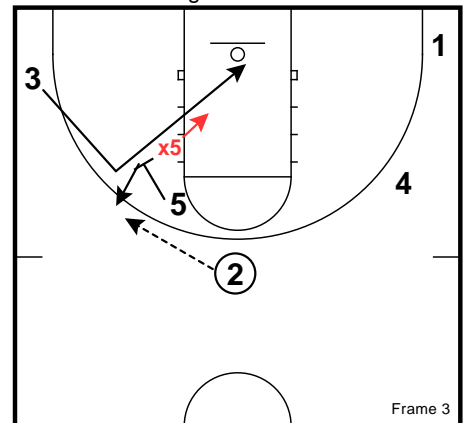
- 4 lifts to get a catch
- 1 shallow cuts to the strong side corner

Michigan - 53 FLOP



- 5 sets a screen for 2
- 2 shows a shuffle cut, snaps back for a catch
- 4 passes to 2

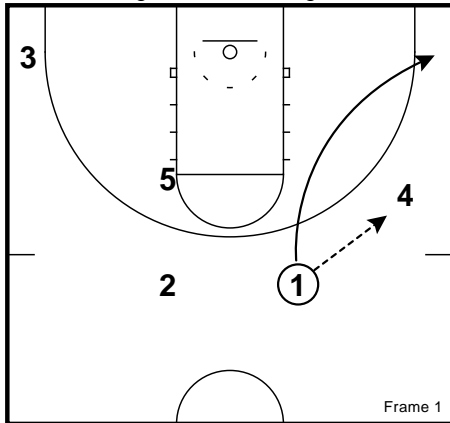
Michigan - 53 FLOP



- 5 sets a down screen for 3
- 3 comes to the point of the down screen, then back cuts
- X5 helps on the back cut, allowing 5 to step out for the shot

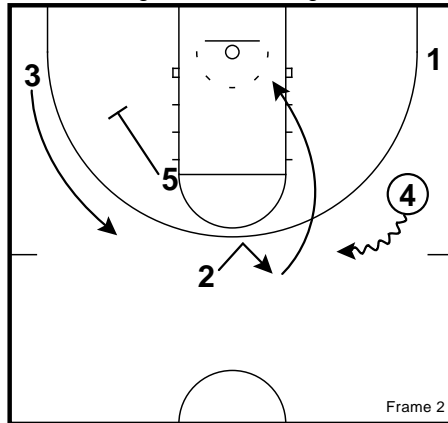
March Madness Playbook

Michigan - ATO 2 High Flex



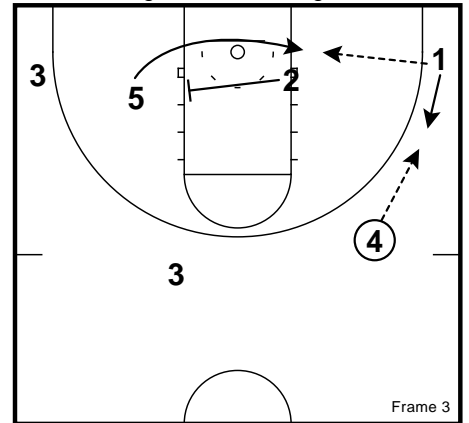
1 passes to 4. 1 cuts to the corner.

Michigan - ATO 2 High Flex



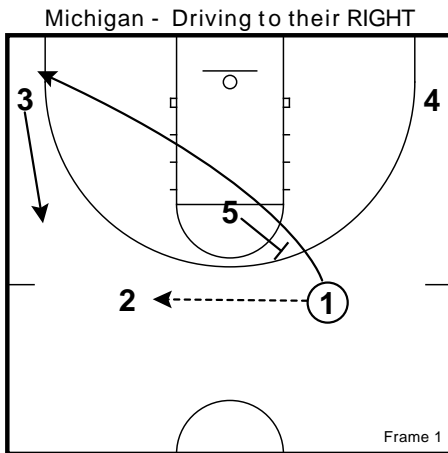
2 cuts to the top then cuts to the basket. 5 sets down-screen for 3.

Michigan - ATO 2 High Flex



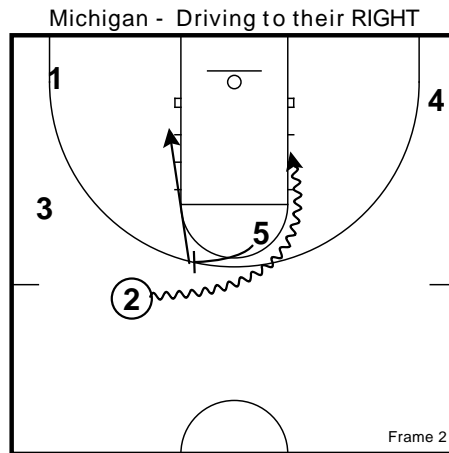
4 passes to 1. 2 sets flex screen for 5. 1 passes to 5.

March Madness Playbook



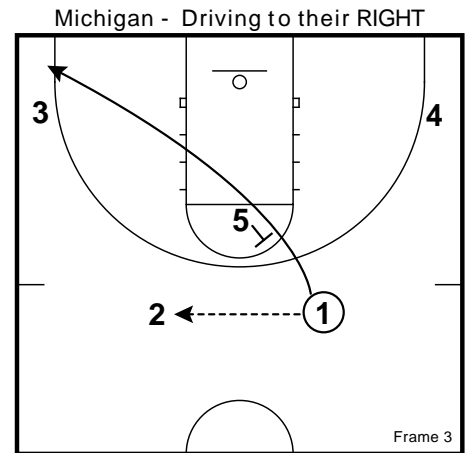
CREATE A "DOUBLE GAP"

- 1 passes to 2
- 5 sets a screen for 1 to shuffle cut
- 3 lifts out of the corner.



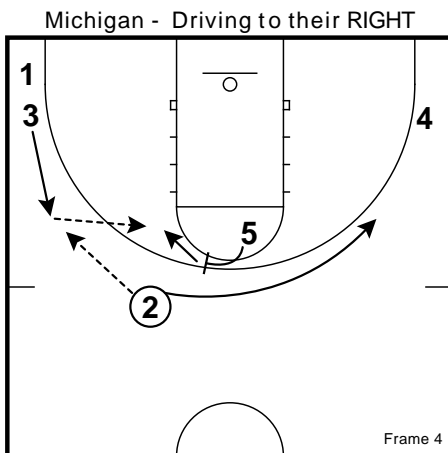
CREATE A "DOUBLE GAP"

- 5 goes to set a ball screen for 2
- 5 slips the balls screen
- 2 drives off of 5's back
- 4 is shooter, to prevent help.



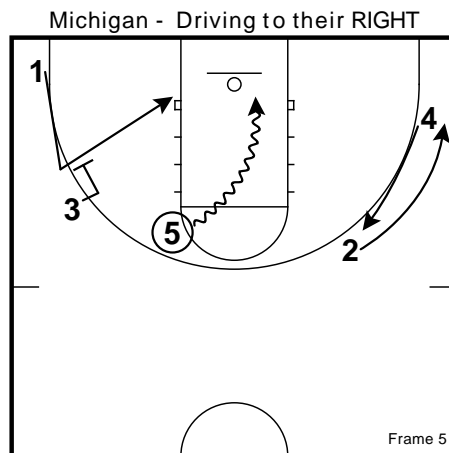
ATTACK FROM HIGH POST

- 1 passes to 2
- 5 screens for 1
- 1 shuffle cuts to the corner



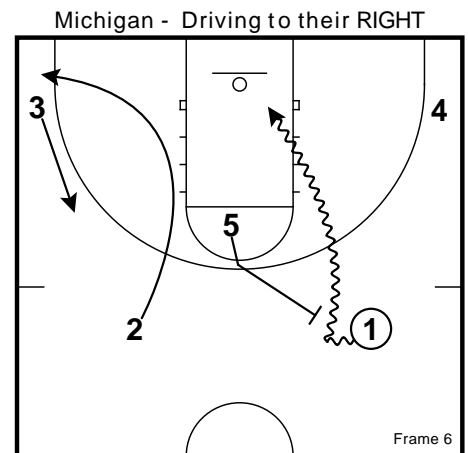
ATTACK FROM HIGH POST

- 2 passes to 3
- 5 sets flare for 2
- 3 passes to 5



ATTACK FROM HIGH POST

- 4 and 2 exchange, to occupy weak side help
- 3 sets down screen for 1
- 1 goes to point of screen, rejects with a back cut
- 5 looks at screening action, then attacks to the right.

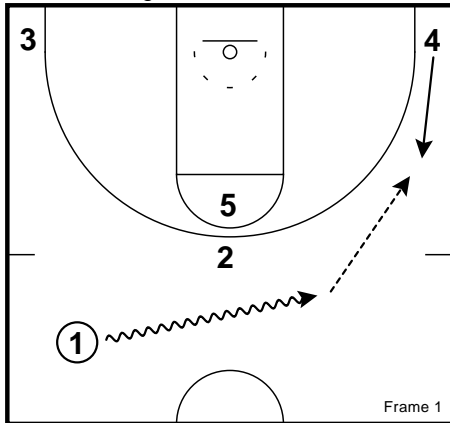


USE INSIDE ANGLE BALL SCREENS

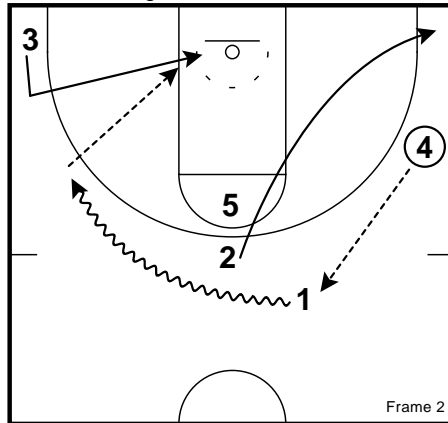
- 2 shallow cuts to corner
- *** This creates a double gap
- 3 lifts from the corner, but not to the top
- *** Maintain spacing
- 5 sets an inside angle ball screen
- *** Louisville is scared of the switch, so 1 can reject the ball screen, to attack to his right.

March Madness Playbook

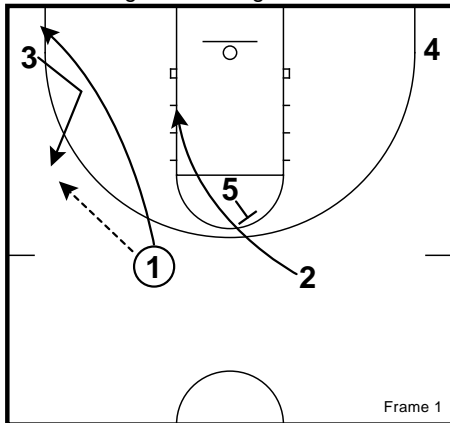
Michigan - Stack Backdoor



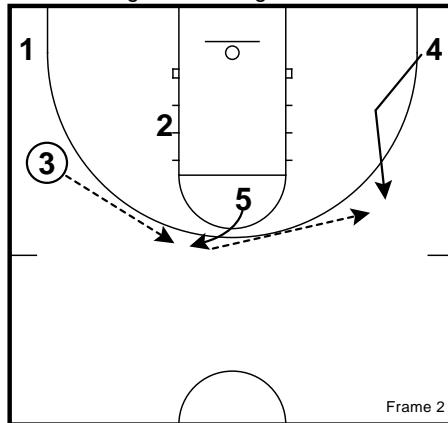
Michigan - Stack Backdoor



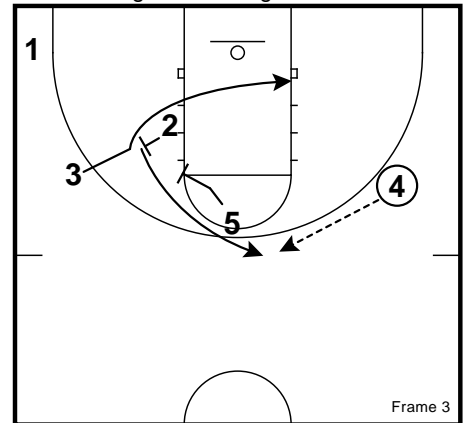
Michigan - Strong Shuffle STS



Michigan - Strong Shuffle STS



Michigan - Strong Shuffle STS



3 lifts to the wing

1 passes to 3

1 cuts to strong side corner

5 screens 2

2 cuts to mid post

3 passes to 5

5 reverses the ball to 4

2 screens for 3

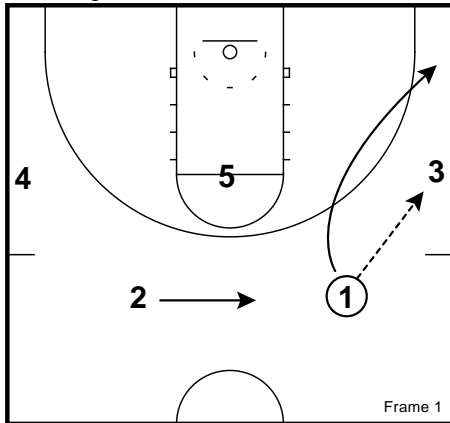
3 shuffle cuts to the block

5 screens the screener (2)

2 comes to the top for a three

March Madness Playbook

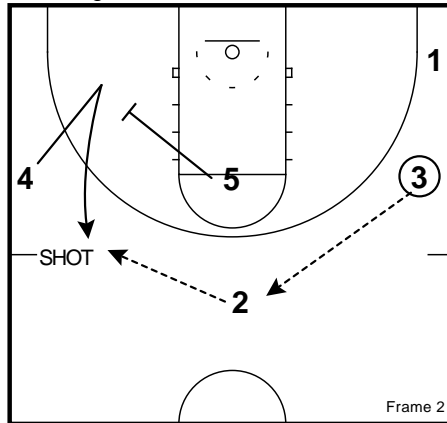
Michigan - Two-Guard Basic Motion



Starts in 2-3 High alignment

1 enters to the wing and corner cuts, moves to replace 1

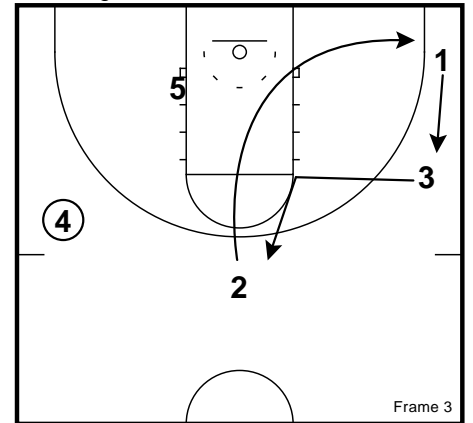
Michigan - Two-Guard Basic Motion



3 reverses to 2 as 5 pins down for 4

4 has first shot option

Michigan - Two-Guard Basic Motion

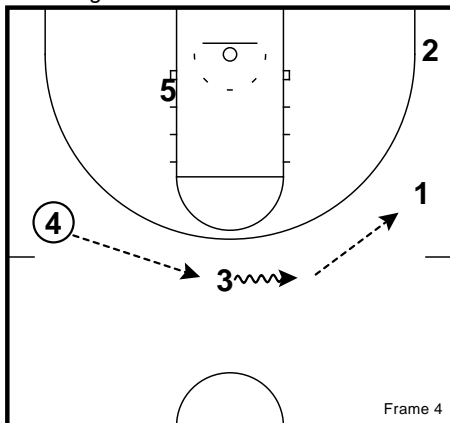


After 2 reverses he/she cuts to opposite corner

3 cuts to reverse the offense

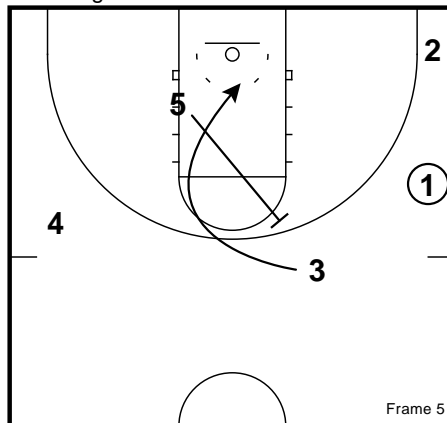
1 lifts out of corner

Michigan - Two-Guard Basic Motion



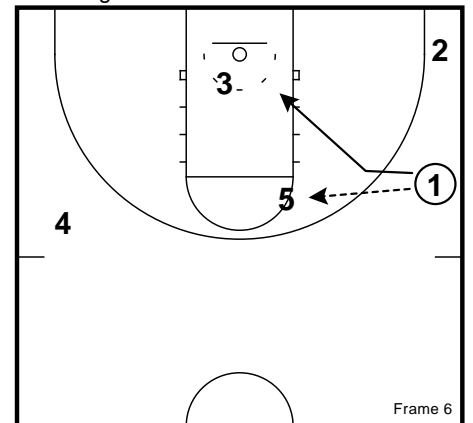
3 dribbles at 1 and reverses

Michigan - Two-Guard Basic Motion



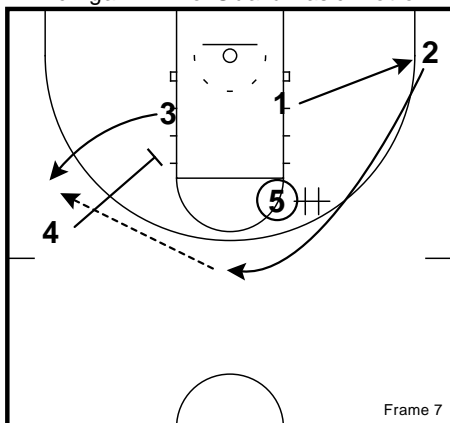
5 backscreens for 3

Michigan - Two-Guard Basic Motion



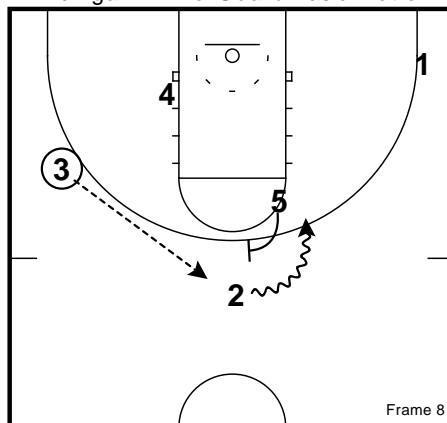
1 enters to 5 at pinch post then cuts off for a possible handoff

Michigan - Two-Guard Basic Motion



2 then sprints over the top of 5 for handoff as 4 pins down for 3. 2 reverses for shot

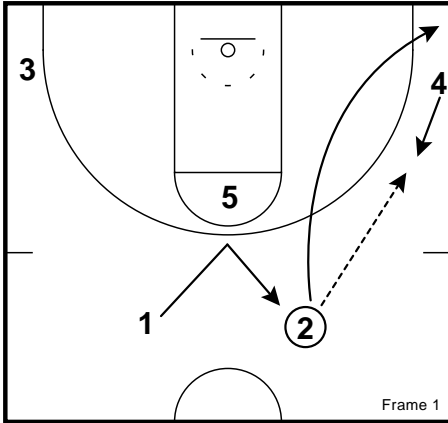
Michigan - Two-Guard Basic Motion



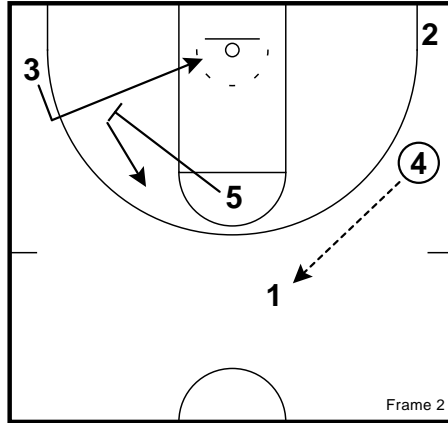
if no shot for 3, center the ball and get into end of clock PhR

March Madness Playbook

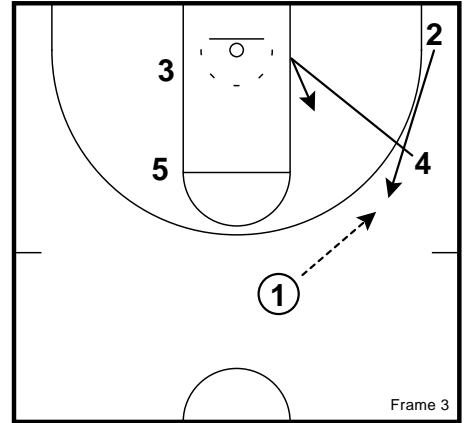
Michigan - Wide Pin Flare



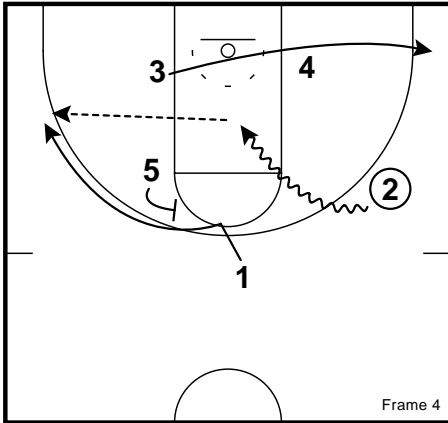
Michigan - Wide Pin Flare



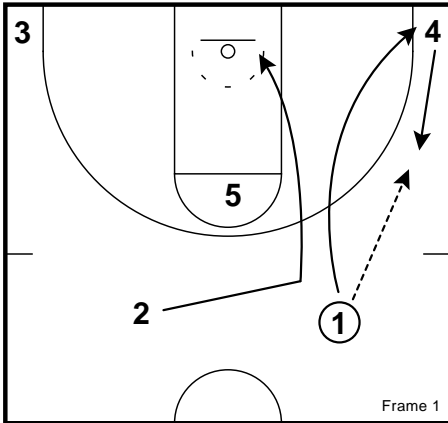
Michigan - Wide Pin Flare



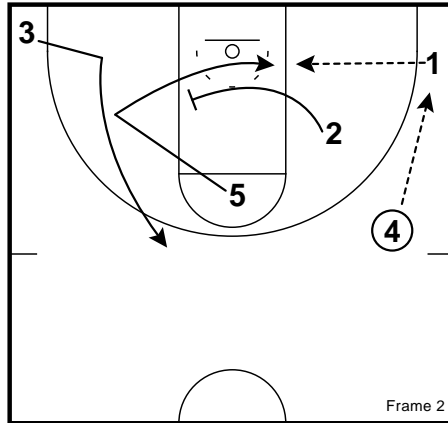
Michigan - Wide Pin Flare



Michigan - Wide Pin Rip

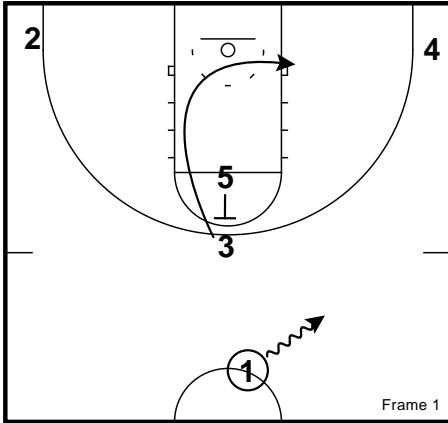


Michigan - Wide Pin Rip



March Madness Playbook

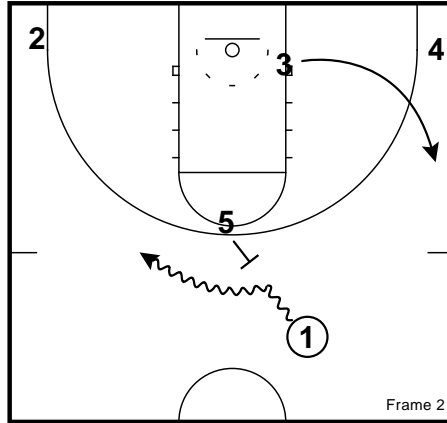
Michigan -Tandem PNR DHO



5 sets a backscreen for 3.

1 dribbles to the right side to set up the ball screen.

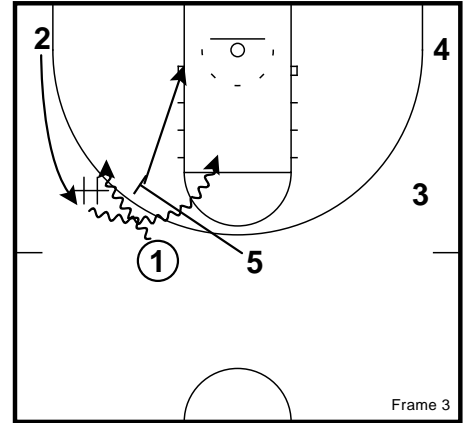
Michigan -Tandem PNR DHO



5 sets a ball screen for 1.

3 cuts to the wing.

Michigan -Tandem PNR DHO

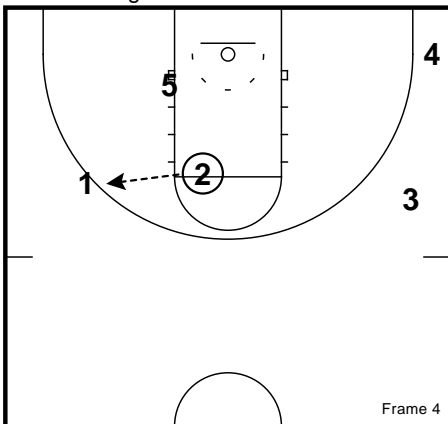


1 dribble handoffs with 2.

5 follows for a ball screen with 2.

5 rolls to the basket.

Michigan -Tandem PNR DHO

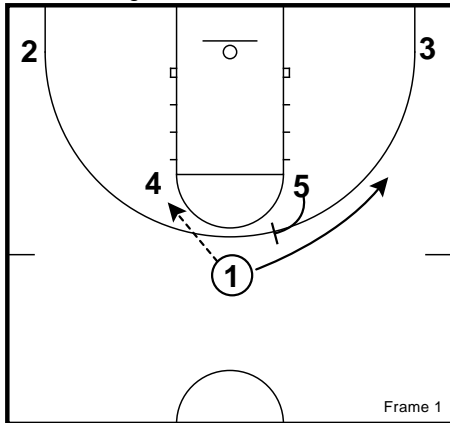


If no shot is available on the ball screen, 2 passes back to 1 filling behind.

1 can attack or look inside to 5.

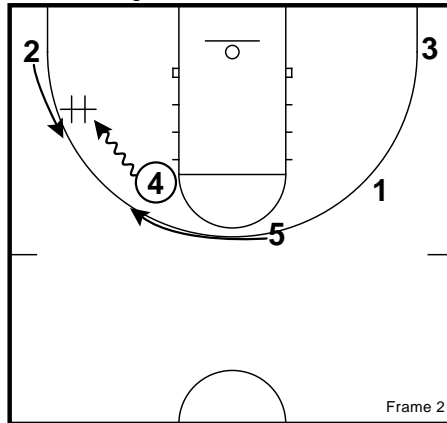
March Madness Playbook

Michigan State - Horns Pistol



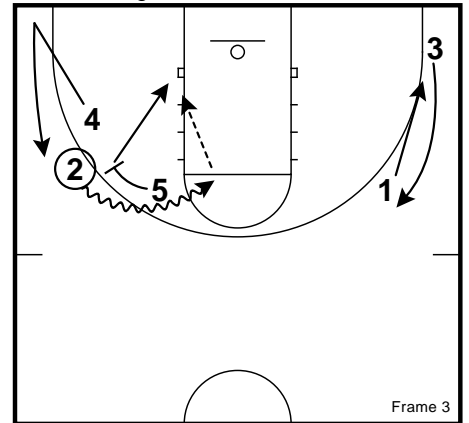
1 passes to 4
5 sets a flare screen for 1

Michigan State - Horns Pistol



4 dribble hand off to 2
5 trails behind 4

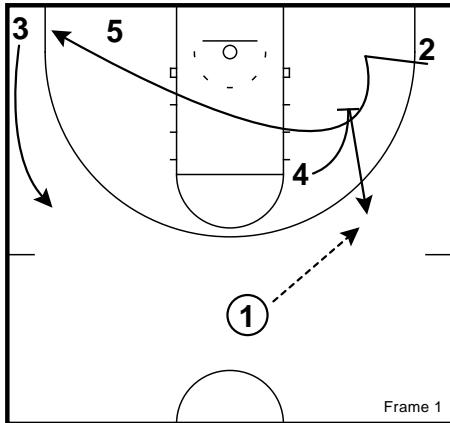
Michigan State - Horns Pistol



3 and 1 exchange on the weak side
5 sets a ball screen for 2
5 rolls to the rim
4 rises, behind the roll

March Madness Playbook

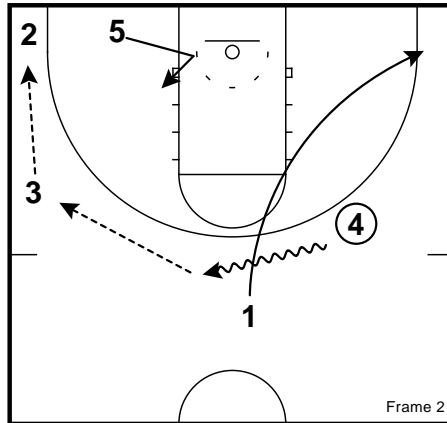
Middle Tennessee - Blue Raider Slice



4 sets a down screen for 2 who cuts over the top (if open and can make the pass) and opposite - 4 flashes back to receive the pass from 1

3 lifts out of the corner giving space for the cut

Middle Tennessee - Blue Raider Slice

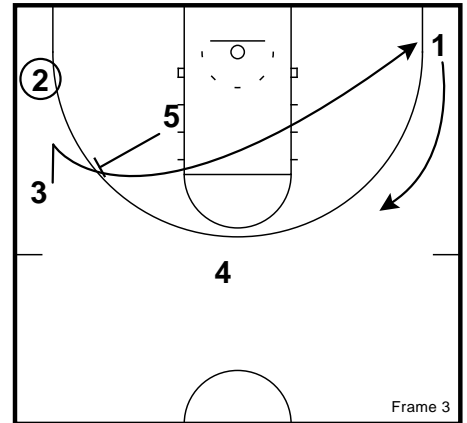


1 cuts to the ball side corner

4 dribbles the ball and passes to 3 who immediately passes to 2

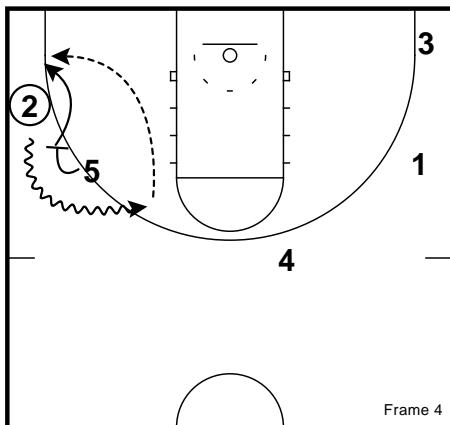
5 ducks in hard and seals in the post looking for the pass

Middle Tennessee - Blue Raider Slice



5 steps out on the corner pass when not receiving the Post pass to back screen for 3 who cuts looking for a quick hit pass

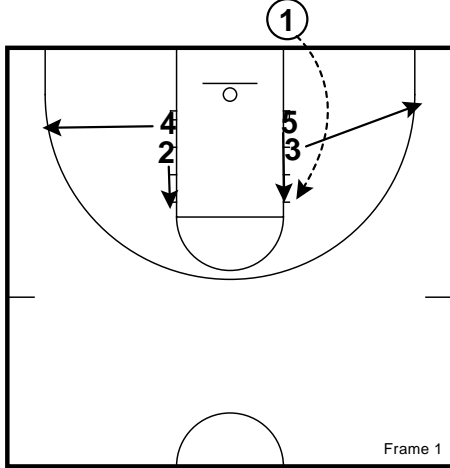
Middle Tennessee - Blue Raider Slice



5 turns and sets a ball screen for 2 who comes off throwing back to 5 who has popped for the 3 pt shot

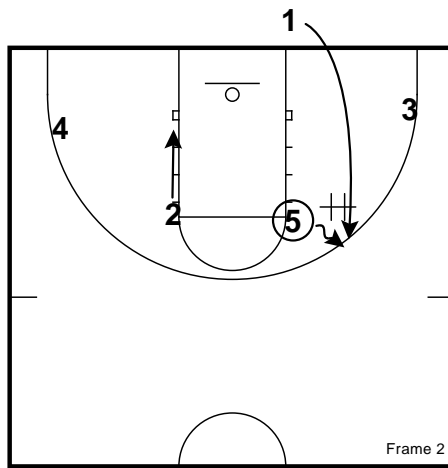
March Madness Playbook

Middle Tennessee - Circle BLOB



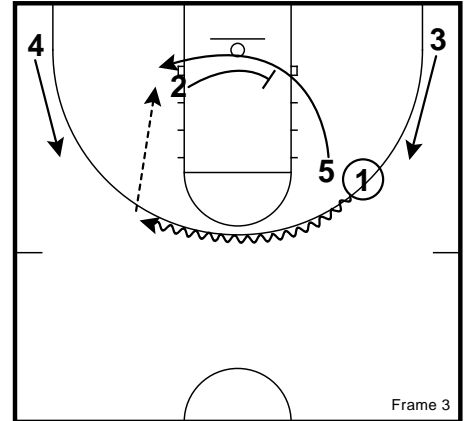
- 3 cuts to the ball side corner.
- 4 cuts to the opposite corner.
- 2 and 5 lift up the lane line.
- 1 inbounds to 5.

Middle Tennessee - Circle BLOB



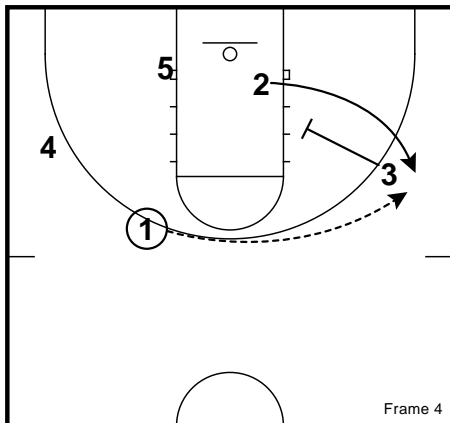
- 2 back cuts to the block.
- 1 gets a dribble hand-off from 5.

Middle Tennessee - Circle BLOB



- 1 dribbles the ball to the opposite slot.
- 5 sets a cross screen for 5.
- 3 and 4 lift out of the corners.
- 1 makes the post entry to 5.

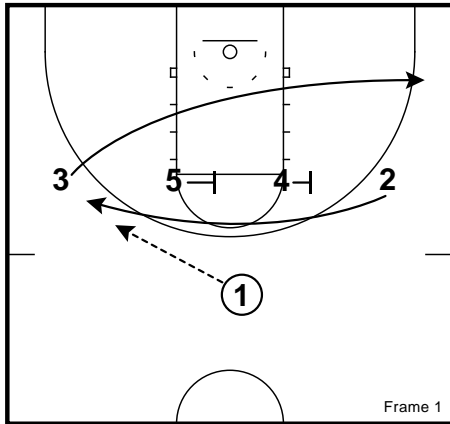
Middle Tennessee - Circle BLOB



- IF POST ENTRY IS NOT OPEN...
- 3 down screens the screener (2)

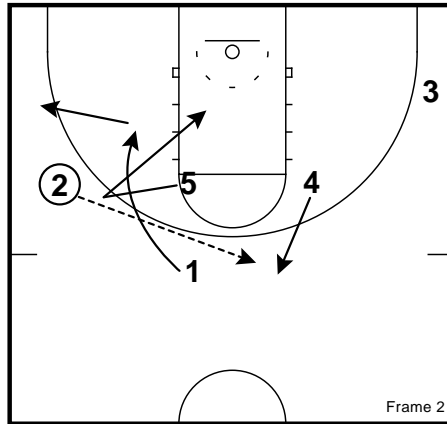
March Madness Playbook

Middle Tennessee - Iverson UCLA Motion



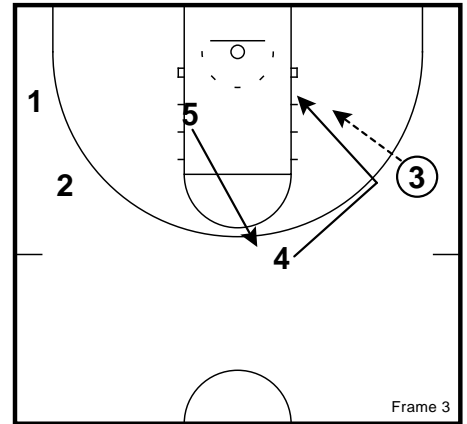
4 & 5 set stagger screen for 2. 2 Iverson cuts to the left wing. 1 passes to 2.

Middle Tennessee - Iverson UCLA Motion



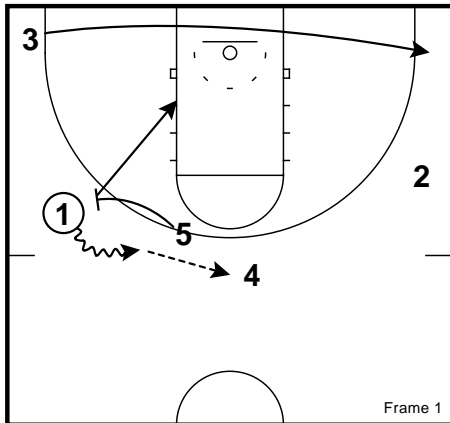
1 UCLA cuts off of the high post then exits to the wing. 5 fakes ball-screen for 2 then slips to basket. 4 pops out for a catch. 2 passes to 4.

Middle Tennessee - Iverson UCLA Motion



4 passes to 3. 4 follows then slips to the basket. 3 passes to 4. 5 clears the paint and cuts high.

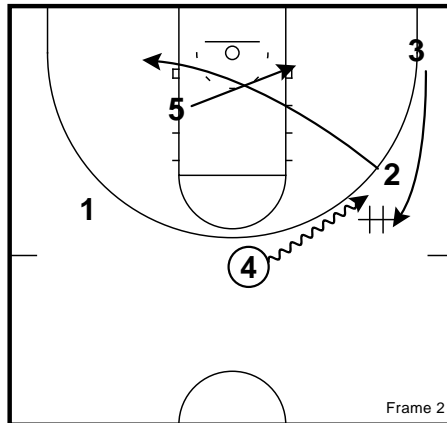
Middle Tennessee - PNR Misdirection Double



3 cuts to the weakside corner.

1 dribbles off the ball screen from 5 and makes the pass to 4.

Middle Tennessee - PNR Misdirection Double

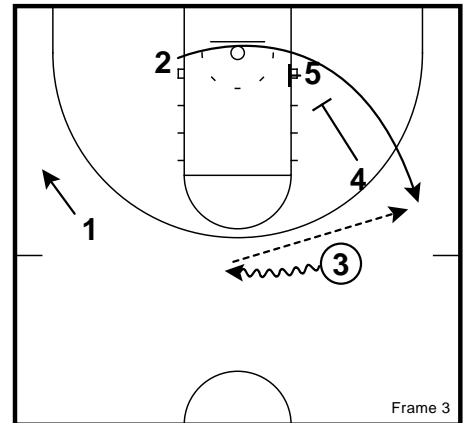


2 cuts backdoor through the lane.

4 dribble handoffs with 3.

5 cuts to the ball side block.

Middle Tennessee - PNR Misdirection Double



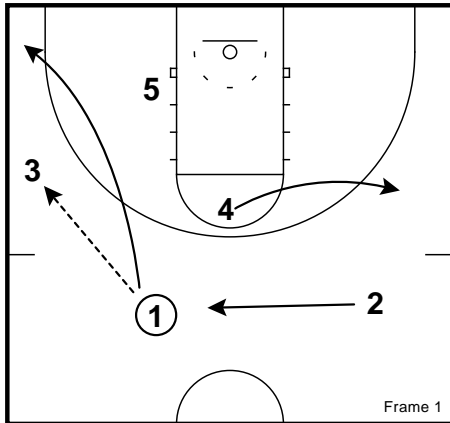
3 dribbles to the top of the key.

2 cuts off of the staggered screen from 5 & 4.

3 passes to 2 for the shot.

March Madness Playbook

Middle Tennessee - Transition Game

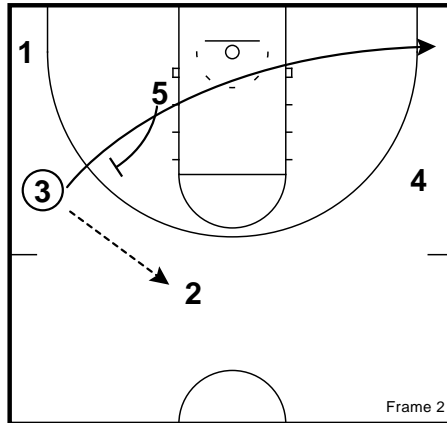


1 passes to 3 on the wing and cuts to the ball side corner

2 comes across the TOK to replace 1

4 steps out to the weak side wing

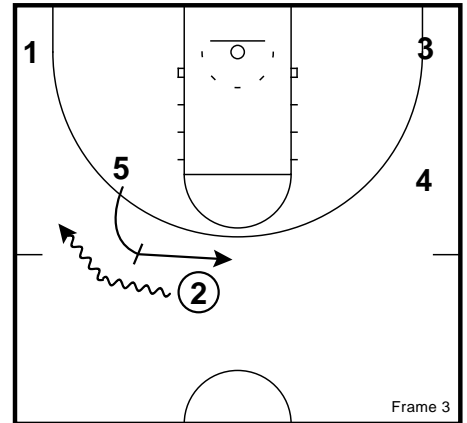
Middle Tennessee - Transition Game



3 reverses the ball to 2

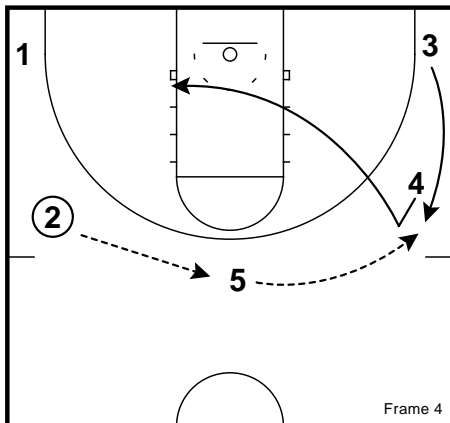
5 steps off the block to set a back screen for 3 who cuts to the weak side corner

Middle Tennessee - Transition Game



5 steps up to screen 2 and then releases to the TOK

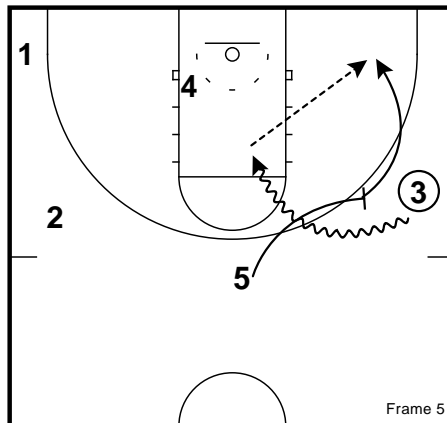
Middle Tennessee - Transition Game



2 reverses the ball to 5

4 cuts back door as 3 lifts out of the corner replacing him on the wing and receives the pass

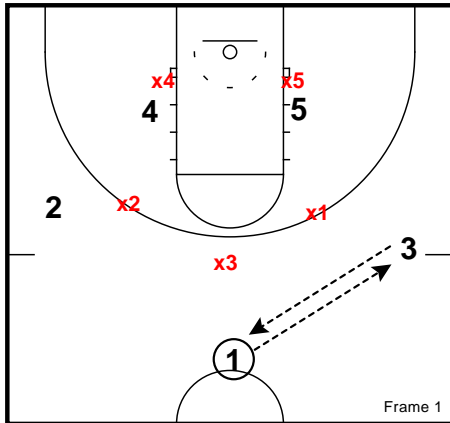
Middle Tennessee - Transition Game



3 attacks of the SPNR action as 5 rolls to the short corner for the return pass jumper

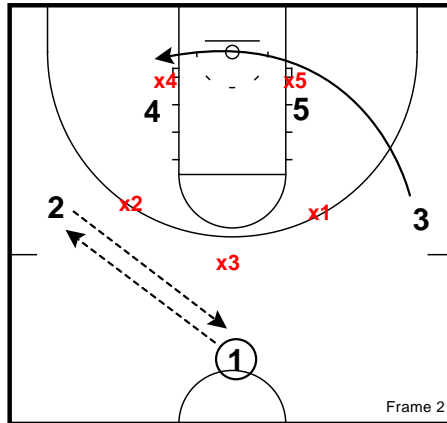
March Madness Playbook

Middle Tennessee - Zone Lob



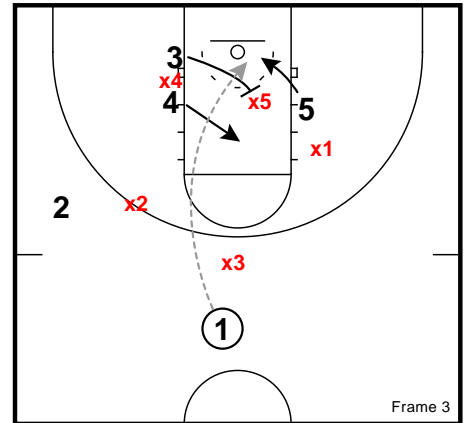
1 passes to 3.
3 passes back to 1.

Middle Tennessee - Zone Lob



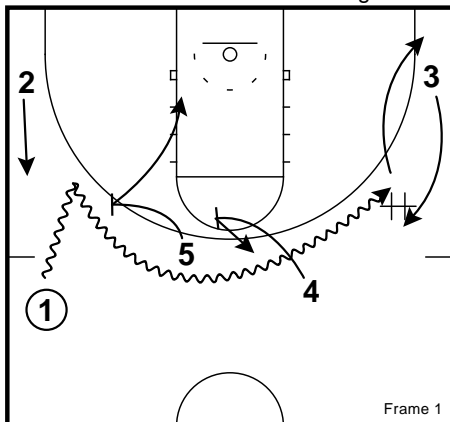
1 passes to 2.
3 cuts to the ball side block.
2 passes back to 1.

Middle Tennessee - Zone Lob



4 flashes middle.
3 sets a back screen on x5.
1 passes to 5 for the lob.

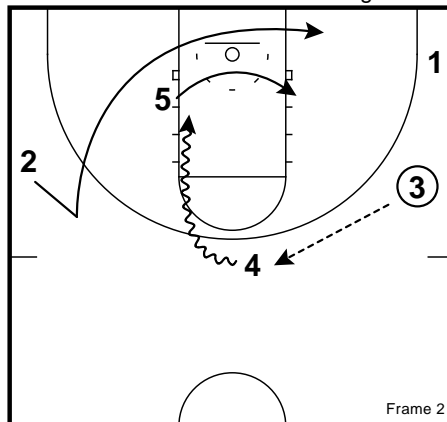
Minnesota - Double Drag



1 comes down on the break and goes off the DBL Drag screen from 5 & 4 into a DHO with 3 on the opposite wing

5 dives hard to the basket after screening & 4 pops back setting up the next action

Minnesota - Double Drag



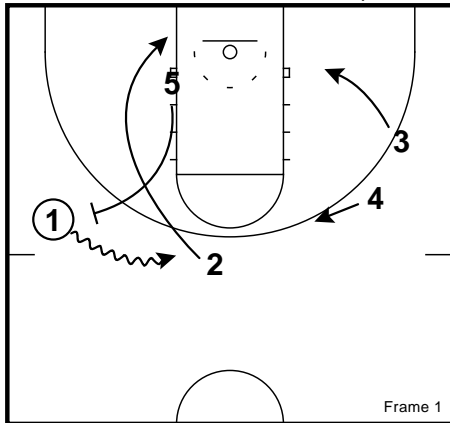
3 reverses the ball to 4 at the TOK

2 cuts hard backdoor as 5 relocates to the opposite block

4 attacks the paint off the penetration

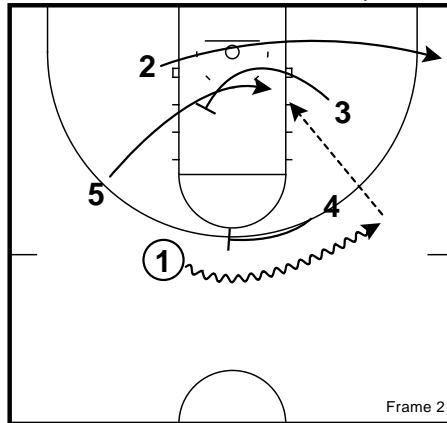
March Madness Playbook

NC Central - PNR Post Rip



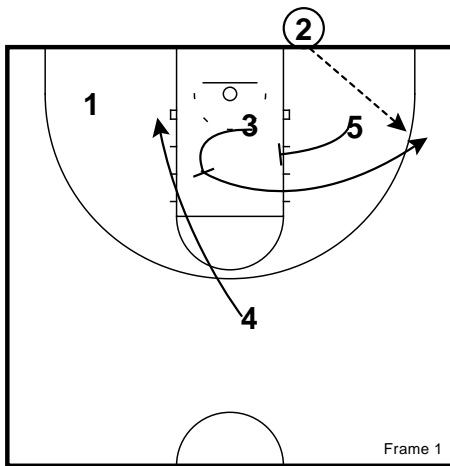
- 2 cuts outside the lane to the basket.
- 5 follows the cut for a ball screen for 1.
- 3 starts to cut to the block.
- 4 starts to cut to the top of the key.

NC Central - PNR Post Rip



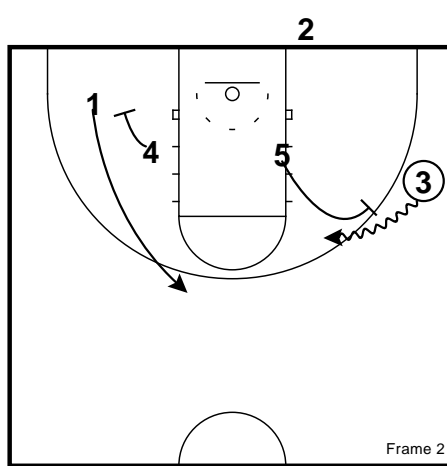
- 2 continues the cut to the corner.
- 1 dribbles to the wing off of the ball screen from 4.
- 3 sets a back screen for 5.
- 1 passes to 5 at the rim.

New Mexico State - EOH BLOB



The shooter is in the lane and sets a back screen on 4 is a first option for an under the basket finish. 3 then then cuts to the not so deep corner off 5's screen for the catch.

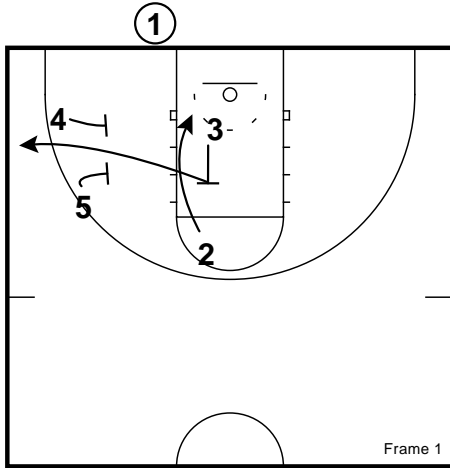
New Mexico State - EOH BLOB



5 then sets a ball screen where 3 can get a shot, attack the lane or penetrate and pass to 1 who using 4's screen.

March Madness Playbook

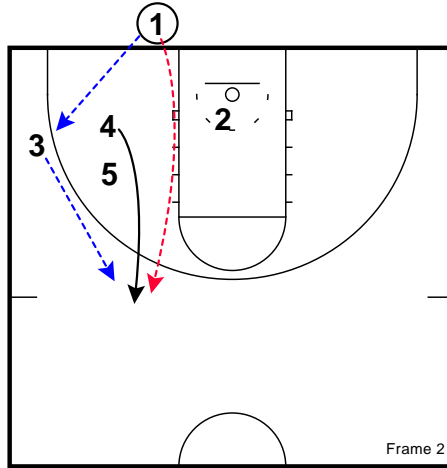
North Carolina - BLOB Elevator STS



3 sets a backscreen for 2 cutting to the basket.

3 cuts through the elevator screen from 4 & 5.

North Carolina - BLOB Elevator STS

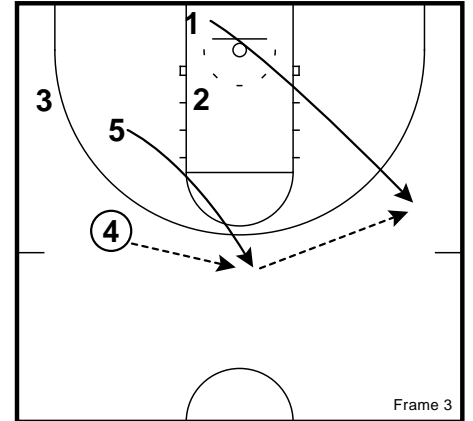


4 cuts up top.

1 can pass to 3, who passes to 4.

1 can also pass directly to 4.

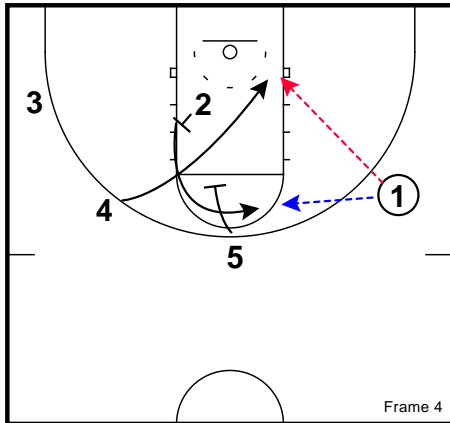
North Carolina - BLOB Elevator STS



5 cuts to the top to receive the pass from 4.

1 cuts to the wing to receive the pass from 5.

North Carolina - BLOB Elevator STS



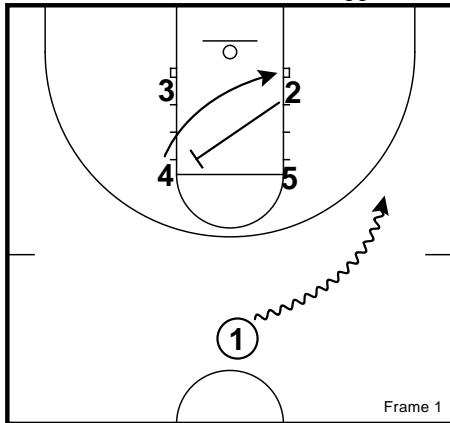
2 screens for 4 cutting to the basket.

5 sets a down screen for 2.

1 looks for 4 at the basket or 2 up top.

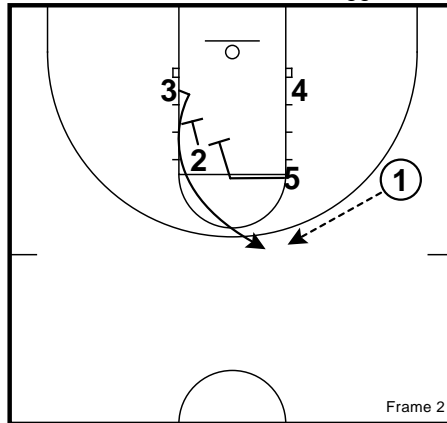
March Madness Playbook

North Carolina - Box Stagger



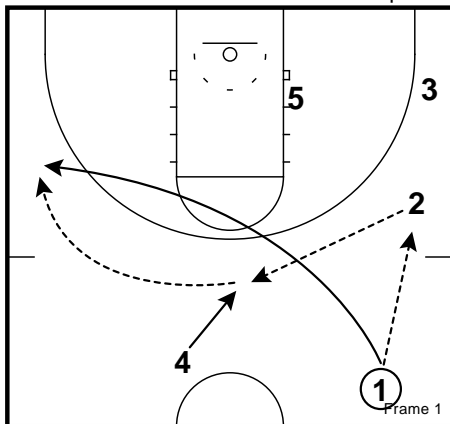
- 1 dribbles to the right wing
- 2 diagonal screens for 4

North Carolina - Box Stagger



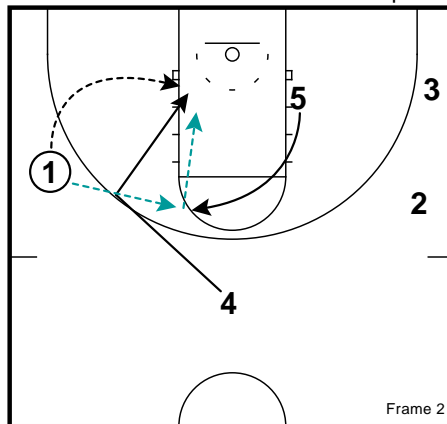
- 2 and 5 set a double stagger for 3
- 3 comes to the top for a shot

North Carolina - Push Pass Slip



- 1 throws ahead to 2 on the break and cuts to the open side
- 4 trails and receives the pass from 2
- 4 swings the ball to a cutting 1 on the wing

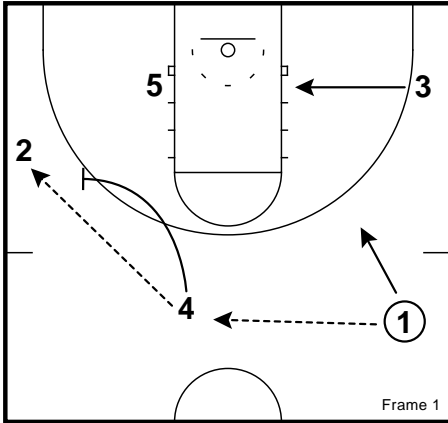
North Carolina - Push Pass Slip



- 4 follows his pass with a sprint-to-screen action, but slips hard to the basket and receives a pass from 1
- 5 cuts behind at the FT line for a possible elbow pass which could lead to a "Hi / Lo"

March Madness Playbook

North Carolina - Secondary Cross

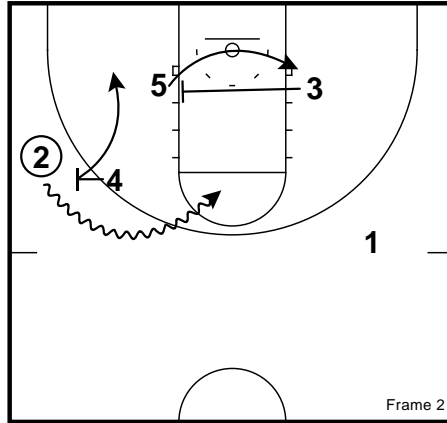


1 reverses the ball to the trailing post 4 who swings the ball to the wing for 2

4 follows his pass with a ball screen

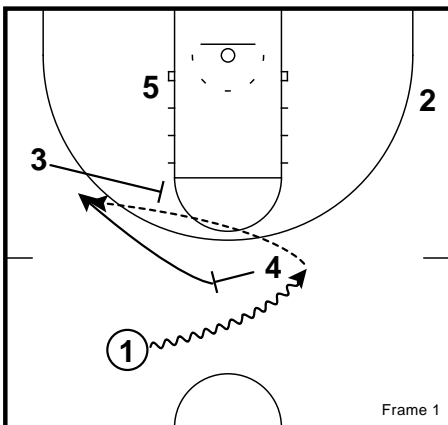
3 moves toward the lane setting up the next action

North Carolina - Secondary Cross



3 sets a cross screen for 5 as 2 comes off the SPNR action with 4 looking for the post off the cross screen or can take it himself

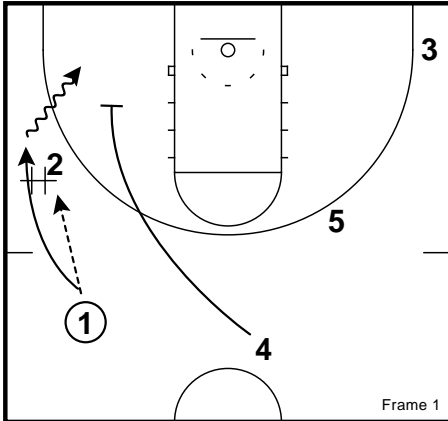
North Carolina - Trailer Flare



1 comes off the ball screen, 3 then flares the screener to the wing

March Madness Playbook

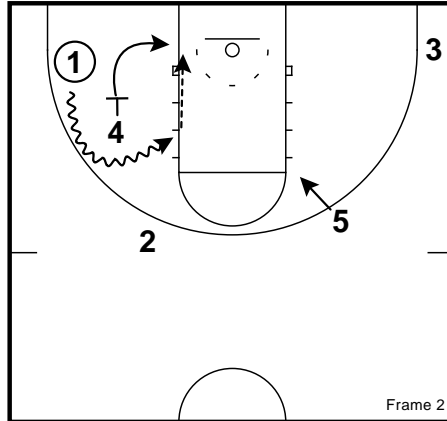
North Dakota - Transition PNR



1 passes ahead to 2 on the wing and runs by receiving the hand-off

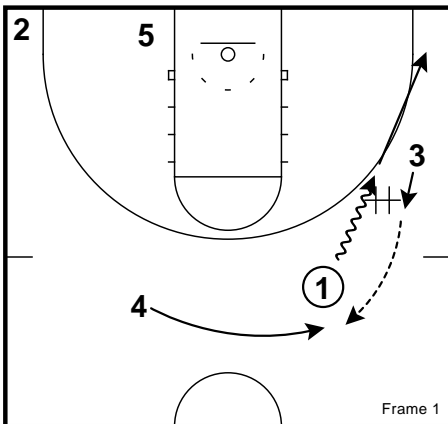
1 attacks the basket off the hand-off as 4 sprints to screen

North Dakota - Transition PNR



1 attacks off the short corner screen and drops the ball off for 4 for the lay-up

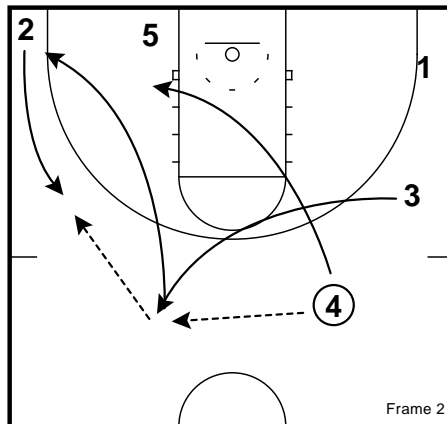
North Dakota - Weave



1 executes a DHO on the wing with 3 and cuts to the corner

4 cuts to replace and receives the pass

North Dakota - Weave

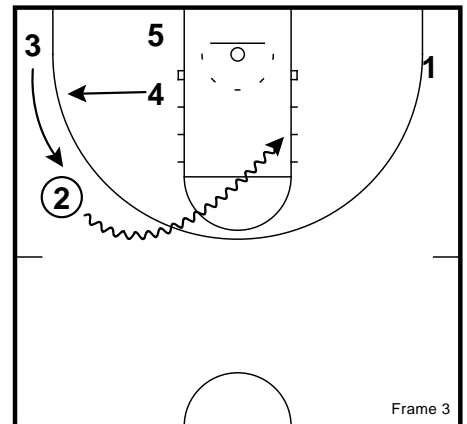


4 makes the pass to 3 who cuts to the top lane line extended and cuts to the ball side block

3 passes to 2 who lifts out of the corner to the wing for the pass

3 cuts to replace 2 in the corner

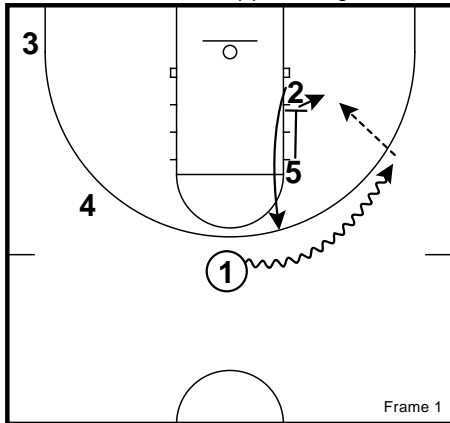
North Dakota - Weave



2 looks to drive the ball in the open lane

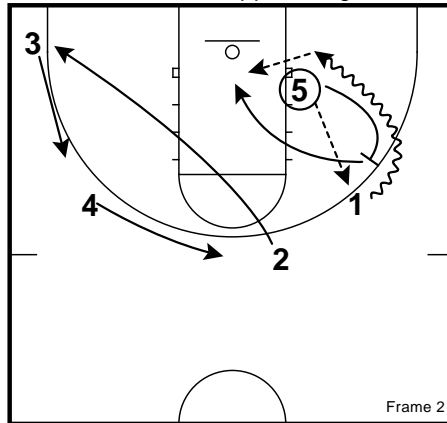
March Madness Playbook

North Dakota - Zipper Wing Invert



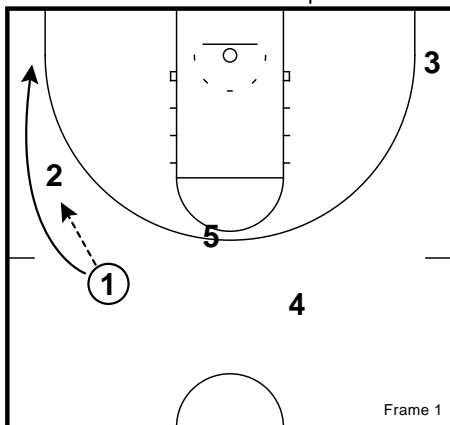
- 1 dribbles to the wing
- 5 sets a screen for 2
- 2 zipper cuts to the top
- 1 gives post entry to 5

North Dakota - Zipper Wing Invert



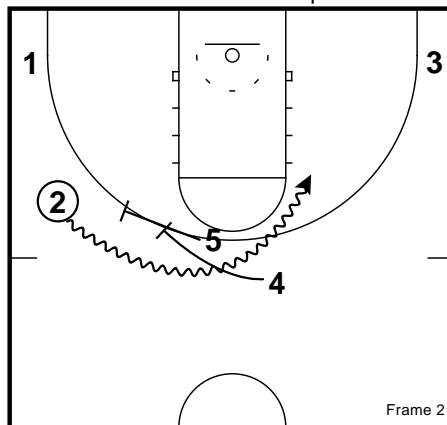
- 2 shallow cuts to the weakside corner
- 4 and 3 rotate towards the ball
- 5 passes out to 1
- 5 sprints to an invert wing pick and roll

Northwestern - 21 Keep Double



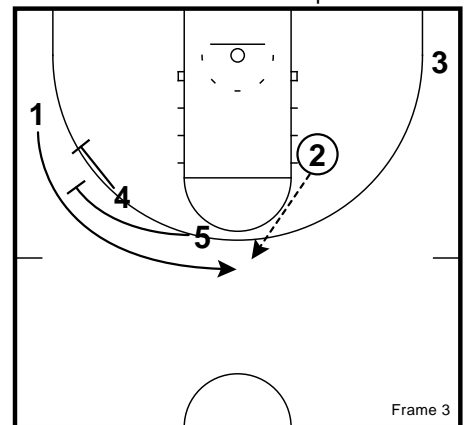
- 1 throws ahead to 2. 1 follows his pass and cuts off of 2 for fake handoff.

Northwestern - 21 Keep Double



- 4 & 5 set a double drag screen for 2. 2 attacks off screen.

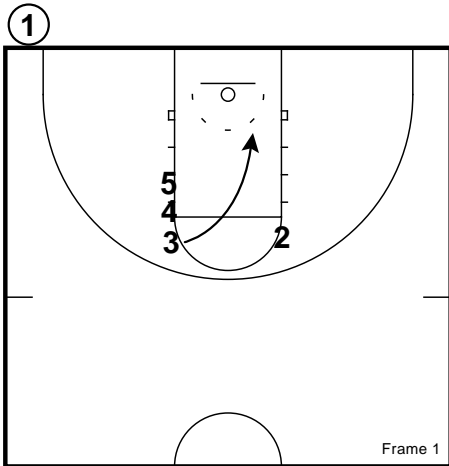
Northwestern - 21 Keep Double



- 4 & 5 set stagger screen for 1 (Comeback action). 2 reverse pivots and passes to 1 for shot.

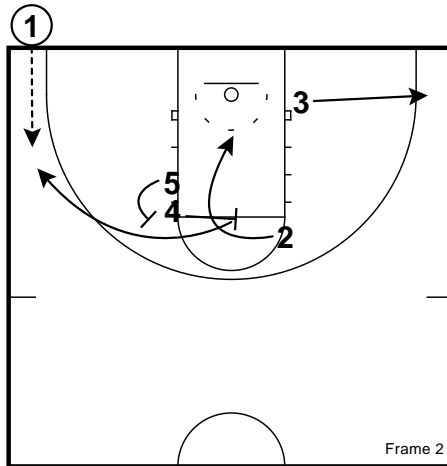
March Madness Playbook

Northwestern - BLOB Stack Stagger



3 cuts to the basket. 1 looks to hit 2 for a lay-up.

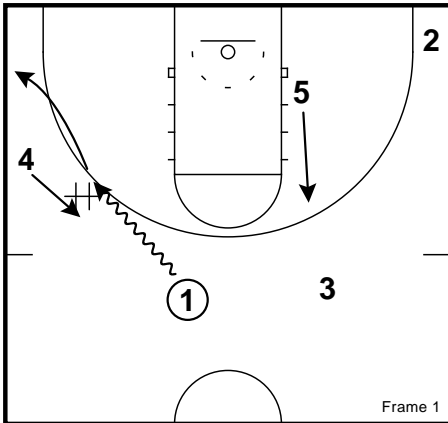
Northwestern - BLOB Stack Stagger



4 & 5 set stagger screen for 2. 2 curls to the basket. 5 screens in for 4. 4 cuts to the wing. 1 has option of passing to 2 or 4.

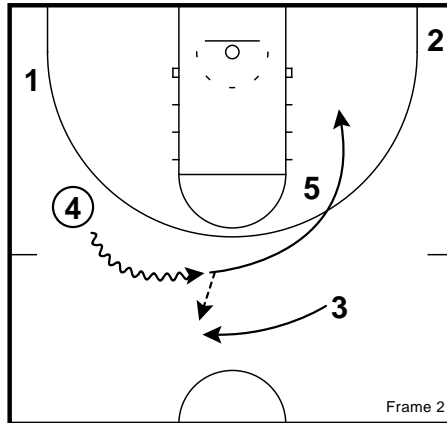
March Madness Playbook

Northwestern - Chest



1 executes a DHO with 4 on the wing
5 lifts to the elbow setting up the next action

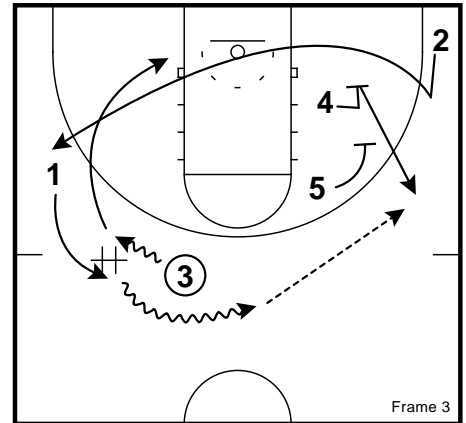
Northwestern - Chest



4 dribbles across the TOK and makes a "flip" pass to 3 who cuts across to the opposite side on the weave action

4 cuts off the elbow setting up the next action

Northwestern - Chest

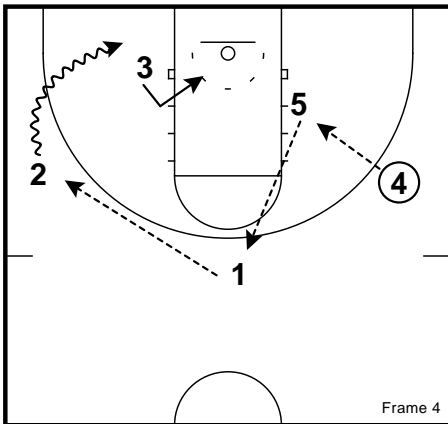


3 executes a DHO with 1 who centers the ball on the dribble

2 moves like he will take the DBL Stagger from 4 & 5, but instead cuts hard baseline off the rub screen from 3

4 turns and comes off the single screen from 5 out to the wing for a possible 3 pt shot

Northwestern - Chest

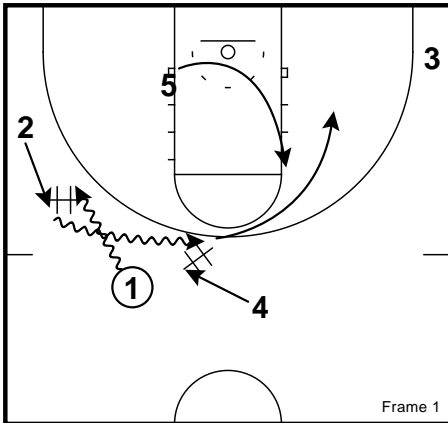


4 having no shot hits 5 in the Post-up

The ball is thrown out of the post to 1 who passes to 2 on the wing who drives the ball at the basket

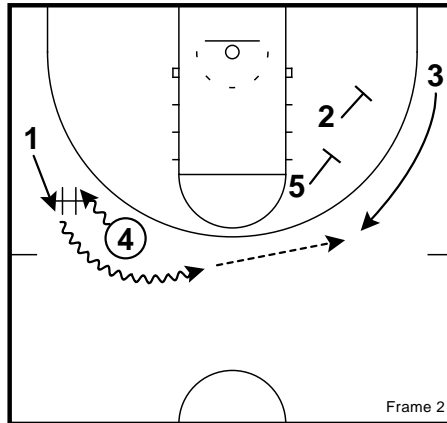
March Madness Playbook

Northwestern - Chest 2



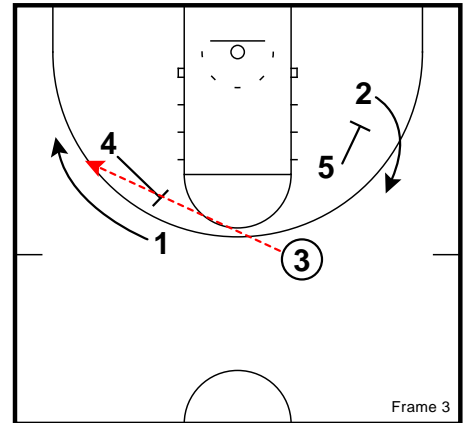
1 & 2 dribble-flip. 2 dribbles at 4 for a pitch.

Northwestern - Chest 2



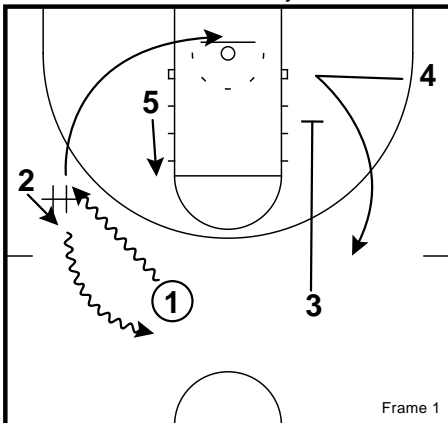
4 & 1 dribble-flip. 2 & 5 set stagger screen for 3. 3 cuts up to wing. 1 passes to 3.

Northwestern - Chest 2



4 sets flare screen for 1. 1 flares to wing. 3 passes to 1 for shot.

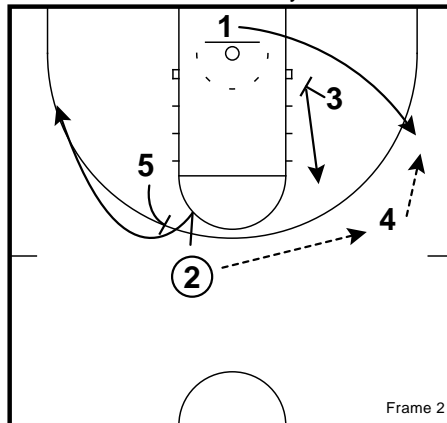
Northwestern - Early Offense



1 executes a DHO with 2 on the wing and then cuts into the paint as 5 lifts to the elbow

On the weak side, 3 sets a down screen for 4

Northwestern - Early Offense



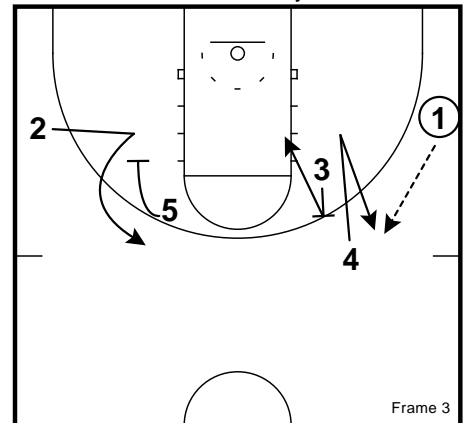
2 passes to 4

3 sets a low block screen for 1 who comes off for the pass

3 flashes high to the elbow

On the pass to 4, 5 steps up to set a flare screen for a possible pass to 2 on the weak side

Northwestern - Early Offense



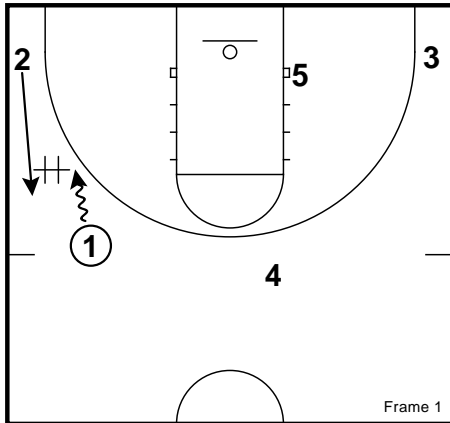
3 steps up to set a UCLA screen for 4 who cuts in and immediately pops back out reading his defender

1 passes to 4 for the 3 pt shot

On the weak side once the pass is made to 4, 5 sets a wide pin down for 2 who comes off for a possible swing pass and shot

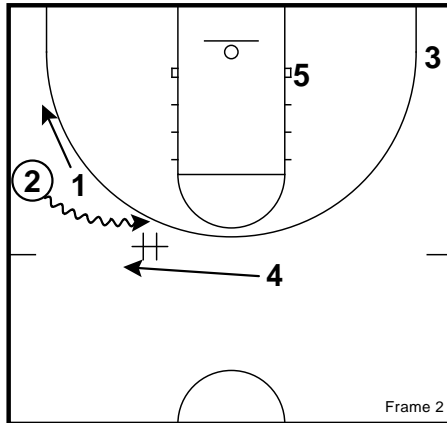
March Madness Playbook

Northwestern - False Motion - "5 Rub"



1 dribble hand off to 2.

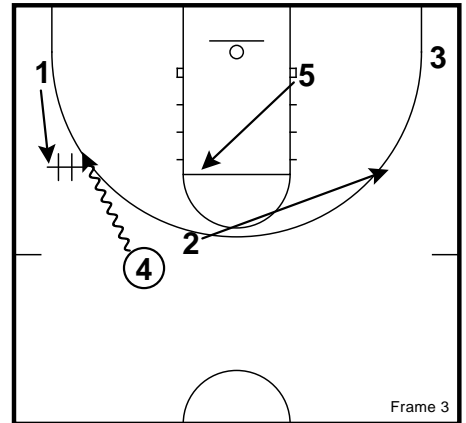
Northwestern - False Motion - "5 Rub"



2 dribble hand off to 4

1 cuts towards corner

Northwestern - False Motion - "5 Rub"

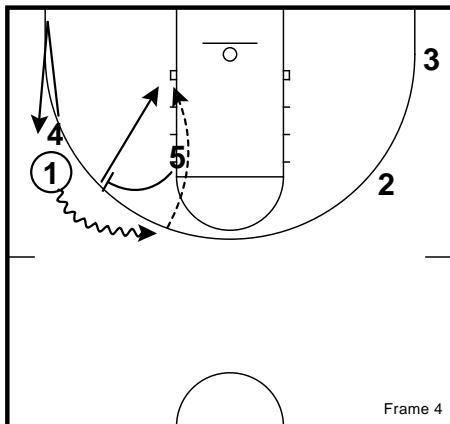


2 cuts to the opposite wing

4 dribble hand off to 1

5 cuts to high post

Northwestern - False Motion - "5 Rub"



5 sets a race out ball screen and rolls to the block.

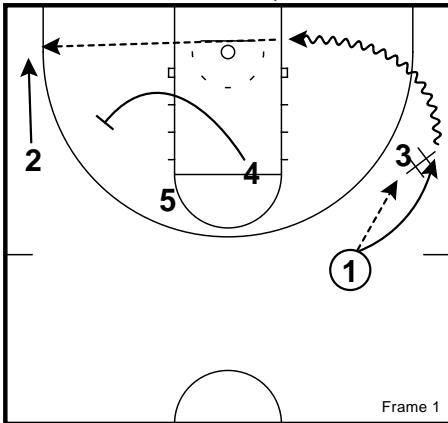
4 "bounces off the baseline" to lift behind the roll.

1 passes to 5 inside.

*** If 5 is not open, swing to 4, for a shot or post feed.

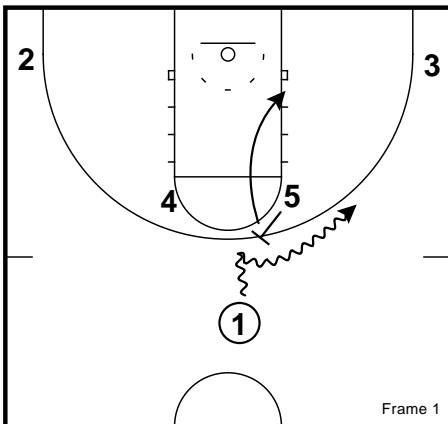
March Madness Playbook

Northwestern - Flip Hammer



1 throws ahead to 3 (Vic Law). 1 follows his pass and receives handoff from 3. 4 loops to the opposite wing. 4 sets back-screen for 2. 2 flares to the corner. 1 drives and passes to 2.

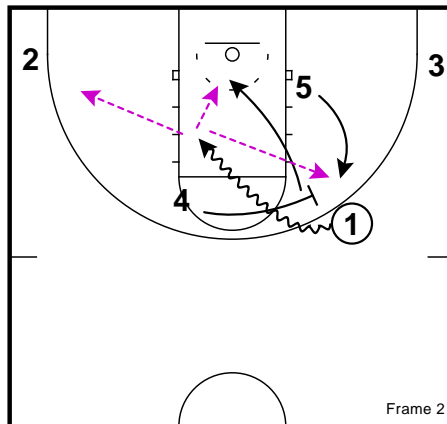
Northwestern - Horns Twist R&R



Horns alignment, 1 uses ball screen from 5 and drags to wing

5 rolls

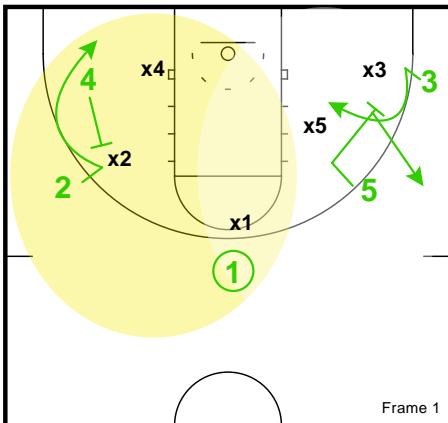
Northwestern - Horns Twist R&R



4 sprints over to set second ball screen for 1

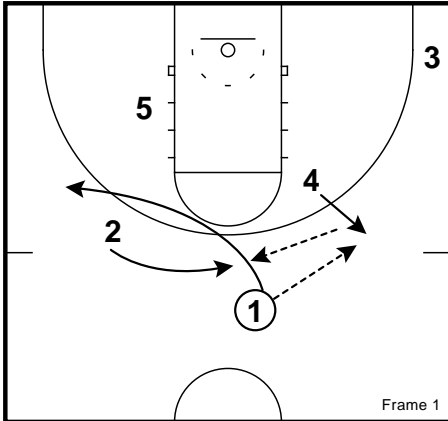
4 rolls, 5 replaces

Notre Dame - 65 Action



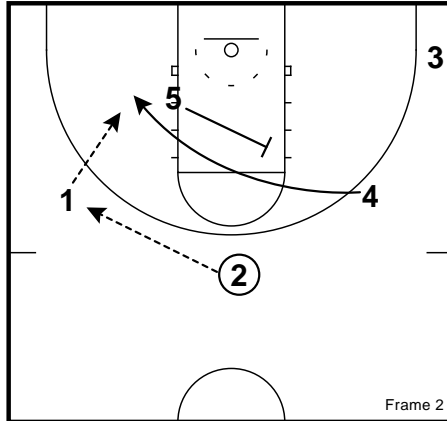
March Madness Playbook

Notre Dame - ATO Shuffle Backdoor



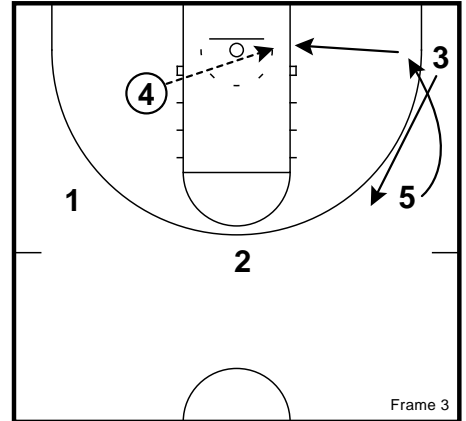
4 pops out for a catch. 1 passes to 4. 1 & 2 interchange. 4 passes to 2.

Notre Dame - ATO Shuffle Backdoor



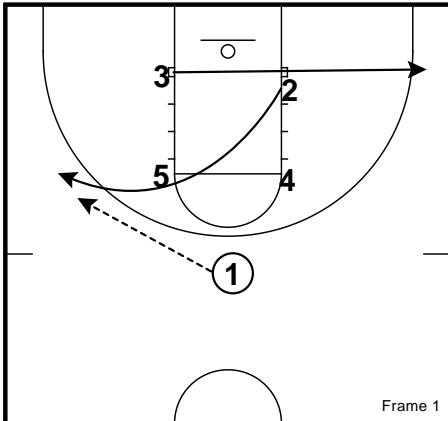
5 sets a shuffle screen for 4. 4 slice cuts to the left block. 2 passes to 1. 1 passes to 4.

Notre Dame - ATO Shuffle Backdoor



3 & 5 interchange on the weakside. 5 cuts backdoor. 4 passes to 5.

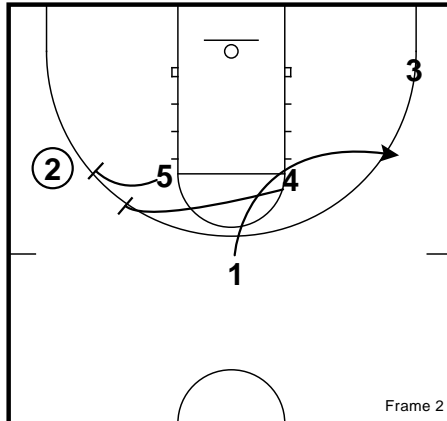
Notre Dame - Box Double



2 diagonal cuts to the opposite wing.

3 cuts to the opposite corner.

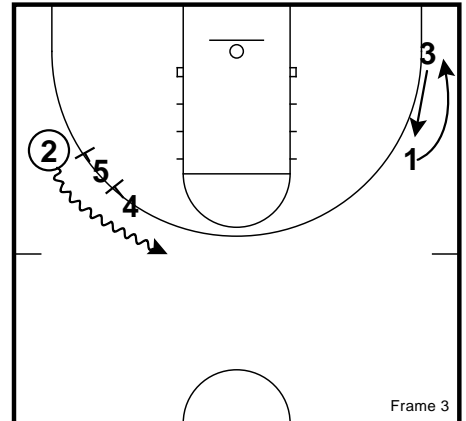
Notre Dame - Box Double



1 shallow cuts to the opposite wing.

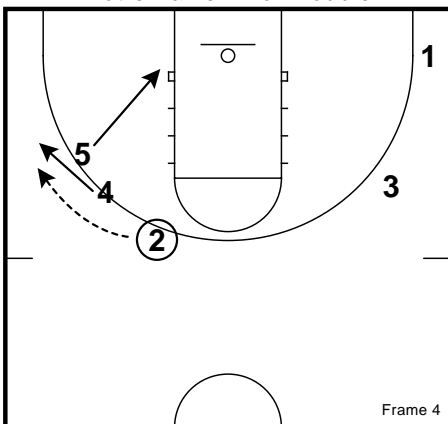
5 and 4 set a double ball screen for 2.

Notre Dame - Box Double



As 2 comes off the ball screen, 1 and 3 exchange.

Notre Dame - Box Double



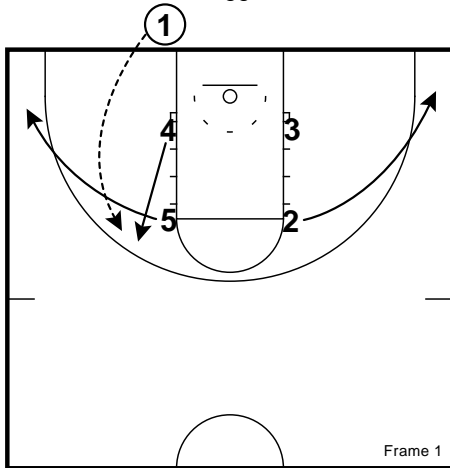
After 2 comes off the ball screen...

5 rolls to the rim.

4 creates space by popping for the 3.

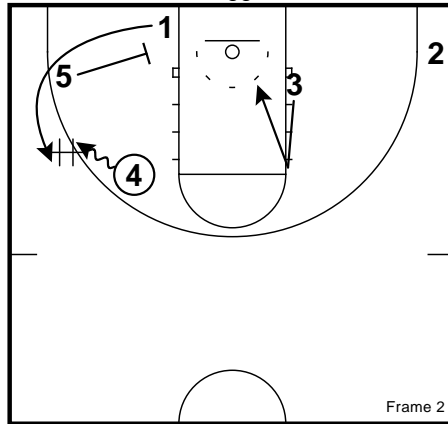
March Madness Playbook

Oklahoma State - BLOB Box DHO Stagger



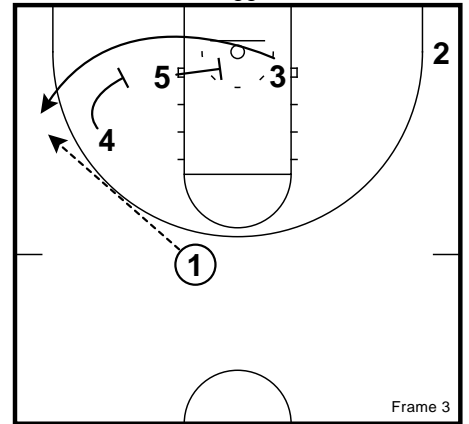
5 cuts to the corner. 4 cuts high to the elbow. 1 passes to 4.

Oklahoma State - BLOB Box DHO Stagger



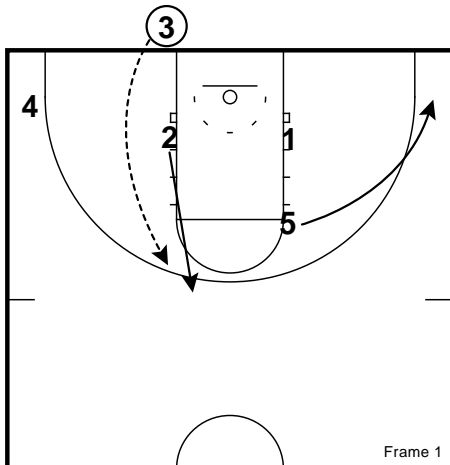
5 sets down-screen for 1. 4 & 1 DHO. 1 passes to 3 for shot.

Oklahoma State - BLOB Box DHO Stagger



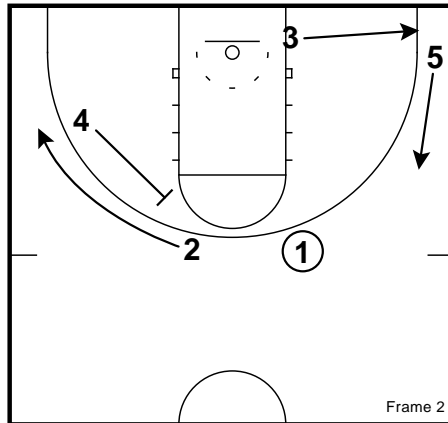
4 & 5 set baseline stagger for 3. 3 cuts to wing. 1 passes to 3 for shot.

Oklahoma State - BLOB Flare Get



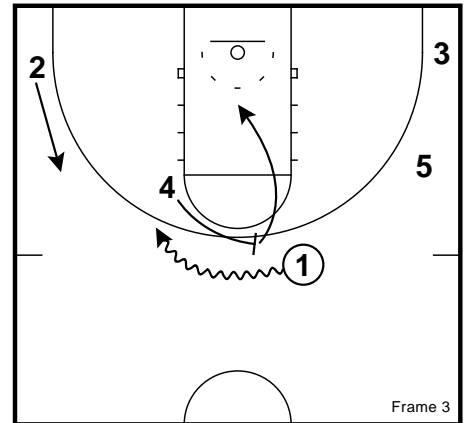
2 (Phil Forte) cuts high. 3 passes to 2.

Oklahoma State - BLOB Flare Get



4 sets flare screen for 2. 2 flares to the corner. 1 passes to 2.

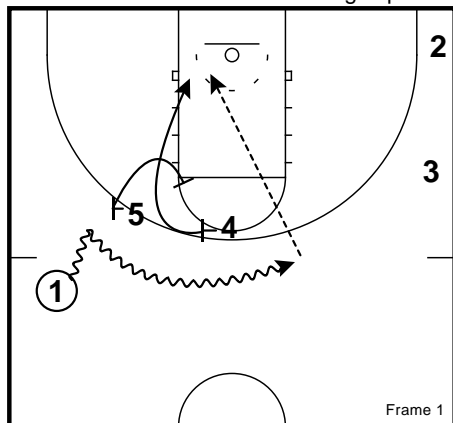
Oklahoma State - BLOB Flare Get



4 follows and sets a ball-screen for 1. 5 rolls to the basket. 1 has option of passing to 2 or 3 in the corners.

March Madness Playbook

Oklahoma State - Double Drag Rip Lob



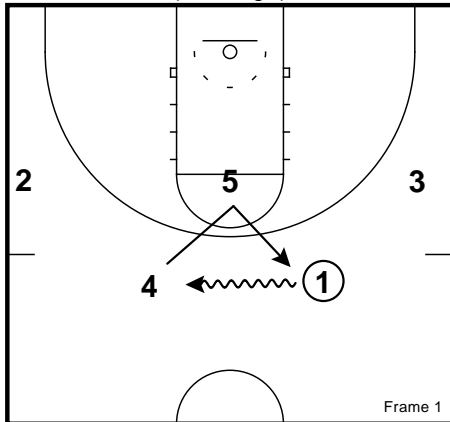
1 uses the ball screens from 4 and 5.

5 curls to set a backscreen for 4.

4 cuts to the basket to receive the lob from 1.

March Madness Playbook

Oklahoma State - High Post Offense
(2-3 High)



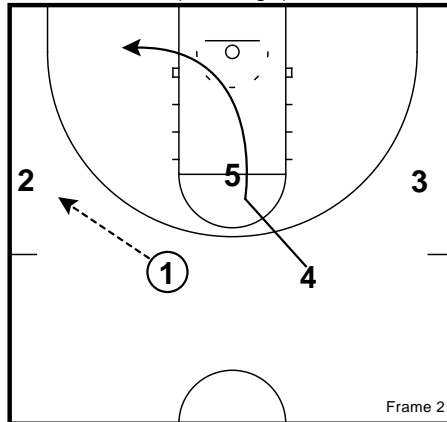
The four perimeter spots are interchangeable! Teach players actions from all four spots.

1 can dribble at 4 (shown) or pass to ballside wing to start the offense.

The offense can also start with a 1 to 4 to 2 ball reversal.

In the dribble-at scenario, 4 checkmarks to the opposite high elbow replacing 1

Oklahoma State - High Post Offense
(2-3 High)



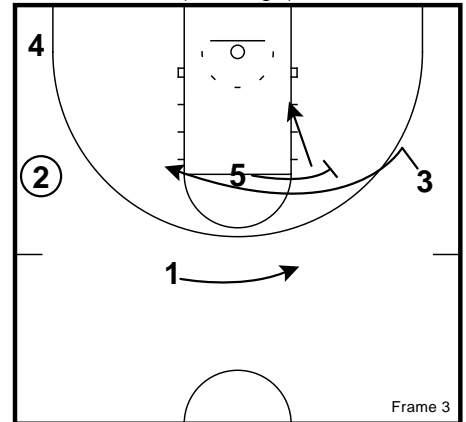
1 passes to ballside wing (2)

4 can go over or under 5 for the first cut

RULE: when the pass is made from the high elbow to wing the play in the opposite high elbow makes the first cut off the post.

4 puts head under rim, waits in post for a second the vacates to short corner then dead corner

Oklahoma State - High Post Offense
(2-3 High)

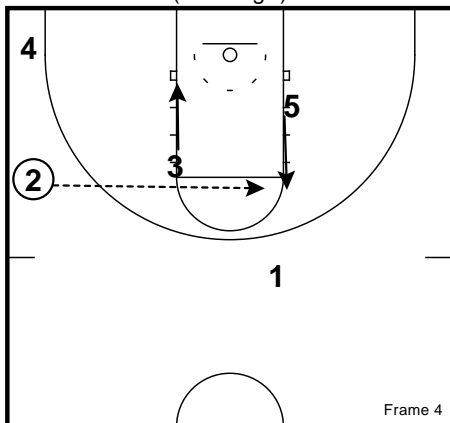


5 then screens away at the elbow for 3

3 reads this and goes under or over (shown) the screen. (second cut)

After screening 5 looks to dive to the rim

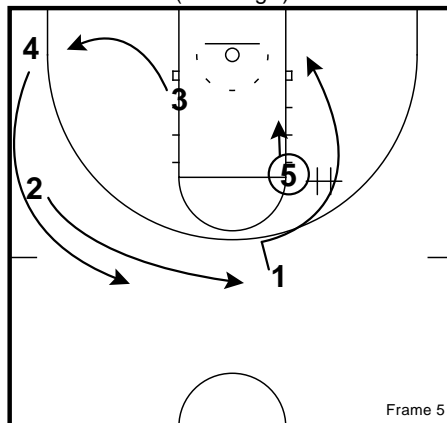
Oklahoma State - High Post Offense
(2-3 High)



If the pass is not made to the first cut or the second cut, 3 posts and 5 lifts to the pinch post (elbow).

2 skips to 5

Oklahoma State - High Post Offense
(2-3 High)

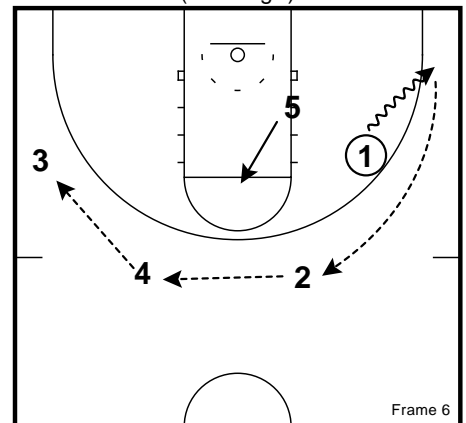


On 5's catch 1 cuts off 5 for the handoff

5 follows closely

Other players begin to fill the original four spots

Oklahoma State - High Post Offense
(2-3 High)



If 1 cannot score a layup on the handoff, he/she drags their man with the dribble to the corner looking for 5 on the post up.

From there the offense can reset:

1 starts ball reversal with a pass to 2 to 4 to 3

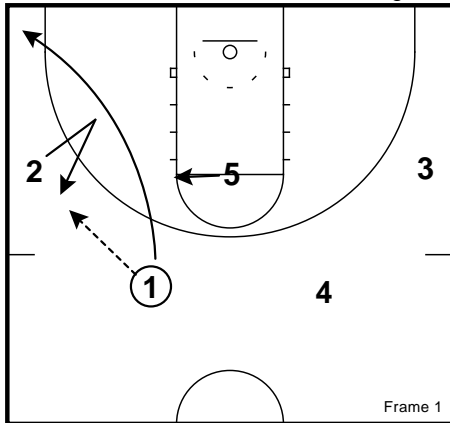
5 fills the nail

2 would then be first cutter

5 would then screen away for 1 the second cutter

March Madness Playbook

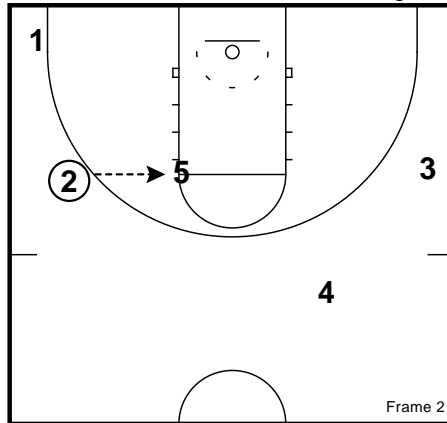
Oklahoma State - Scissor Chicago



2-3 high alignment with wing entry to 2 (desired shooter)

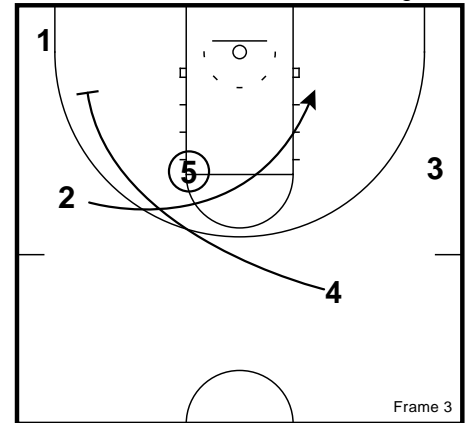
1 cuts to strongside corner after wing entry, 5 slides to pinch post

Oklahoma State - Scissor Chicago



2 enters to 5 at pinch post

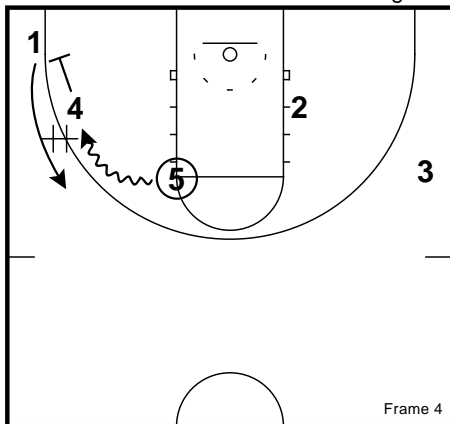
Oklahoma State - Scissor Chicago



2 cuts hard off 5 (possible handoff)

4 cuts off 5 (false motion) into downscreen for 1

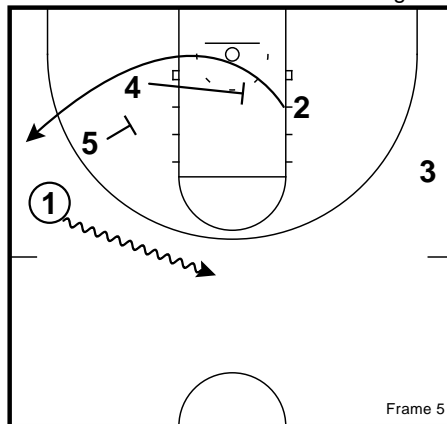
Oklahoma State - Scissor Chicago



5 DHOs with 1 as he/she comes off down screen from 4

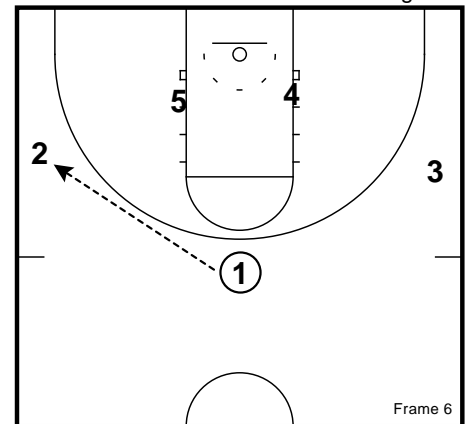
2 hides out on backside block

Oklahoma State - Scissor Chicago



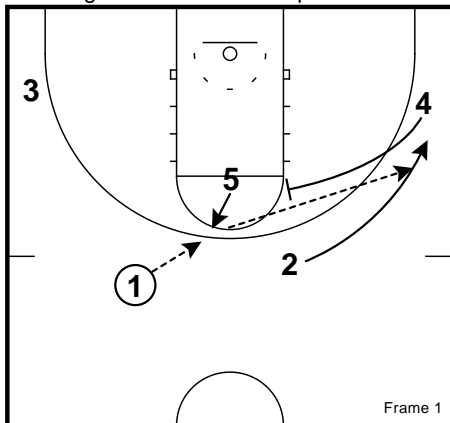
1 dribble centers as 4 & 5 baseline stagger for 2

Oklahoma State - Scissor Chicago



1 throws back to 2 (misdirection)

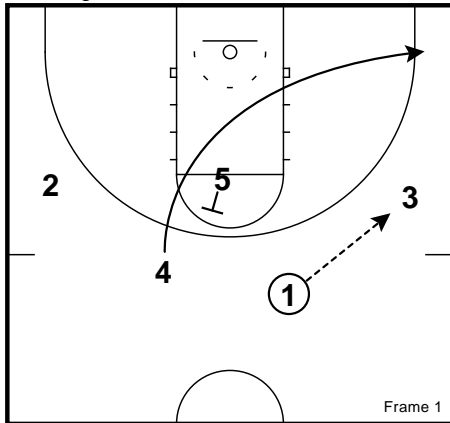
Oregon Ducks - ATO Spread Flare



1 passes to 5. 4 sets flare screen for 2. 5 passes to 2 for shot.

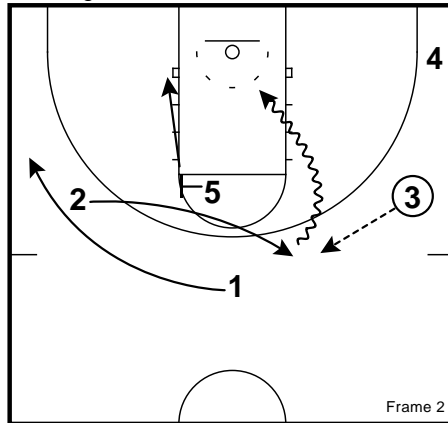
March Madness Playbook

Oregon Ducks - Second Cutter ISO



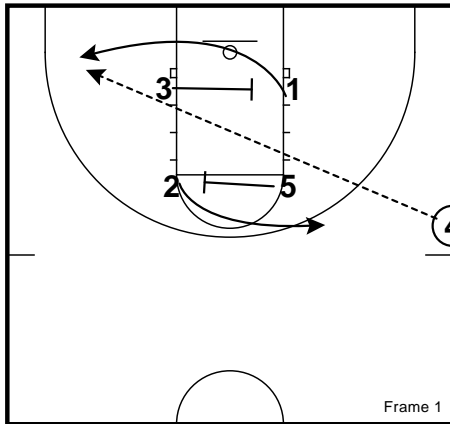
1 passes to 3. 5 sets back-screen for 4.

Oregon Ducks - Second Cutter ISO



5 screens in for 2. Instead of cutting to the basket, 2 pops out top. 3 passes to 2 for an isolation.

Princeton - Late Game 3-Point Set

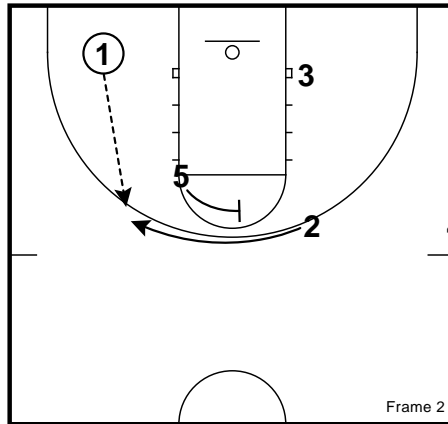


Box Formation

3 sets a back screen for 1

5 sets a cross screen for 2

Princeton - Late Game 3-Point Set

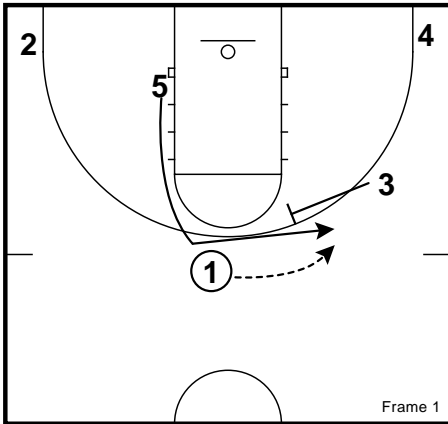


On the catch, 5 re-screens for 2.

1 passes to 2 for the 3-point shot.

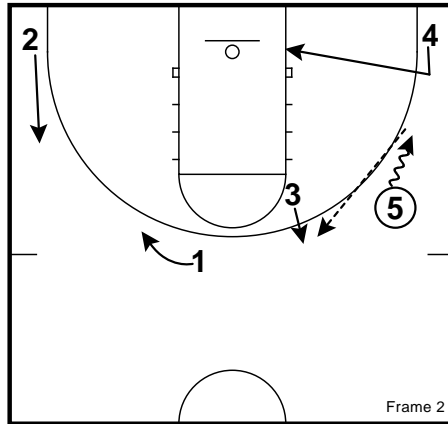
March Madness Playbook

Princeton - Multiple Option Backdoor Set



5 sprints out showing a high angle ballscreen, but slips to flare off a screen from the 3.

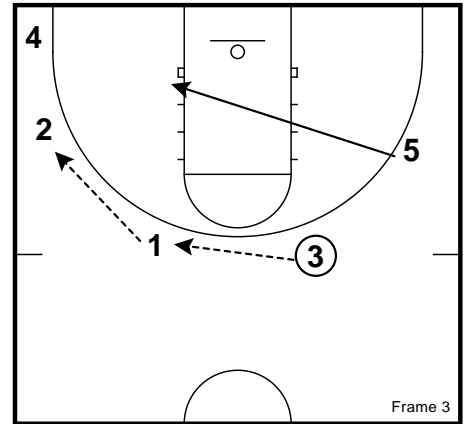
Princeton - Multiple Option Backdoor Set



5 dribbles at 4, who back cuts.

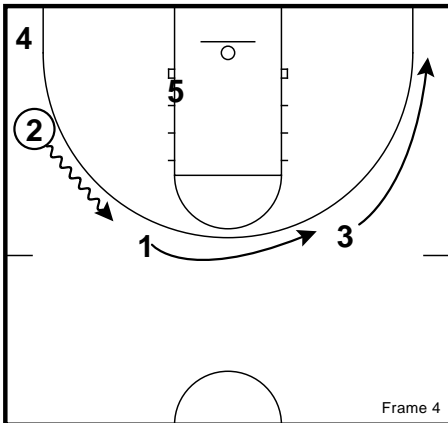
If 4 is not there, the 5 reverses the ball.

Princeton - Multiple Option Backdoor Set



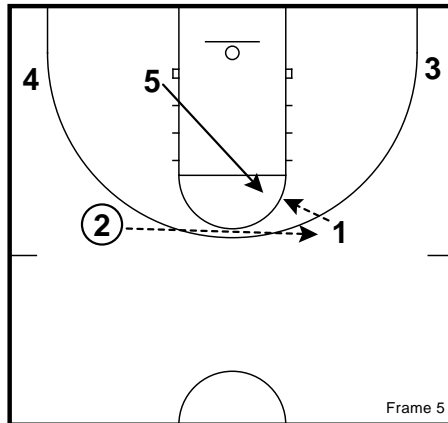
On the ball reversal, 5 cuts to the block.

Princeton - Multiple Option Backdoor Set



2 dribbles up. 1 and 3 space away, to balance the 4-out formation.

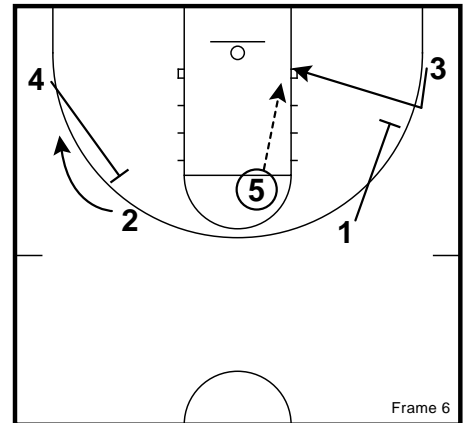
Princeton - Multiple Option Backdoor Set



2 reversal the ball to 1.

5 flashes into the high post, to receive the pass from 1.

Princeton - Multiple Option Backdoor Set

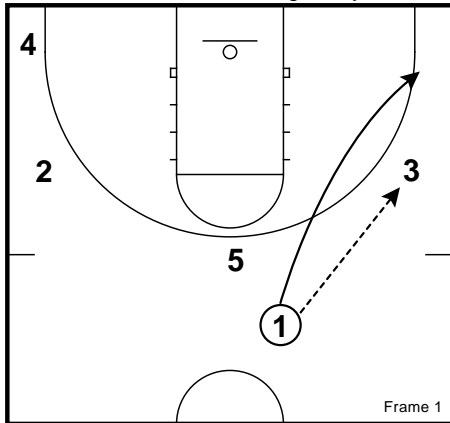


On the high post catch, 1 sets a down screen for 3.

4 sets a flare screen for 2, which eliminates the weak side help. 3 rejects the down screen, and back cuts.

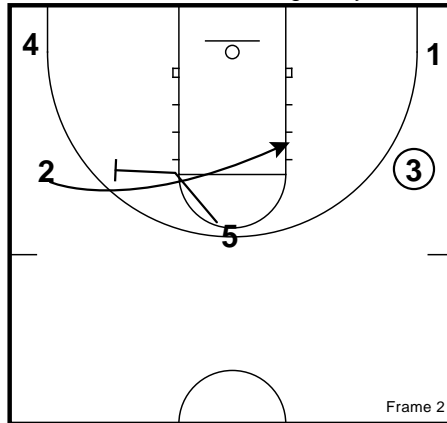
March Madness Playbook

Princeton - Strong Entry



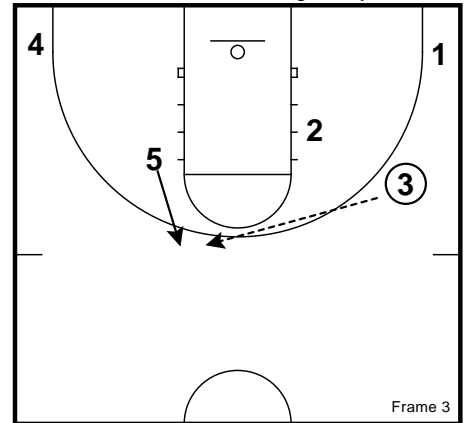
1 hits the wing, and cuts to the strong side corner.

Princeton - Strong Entry



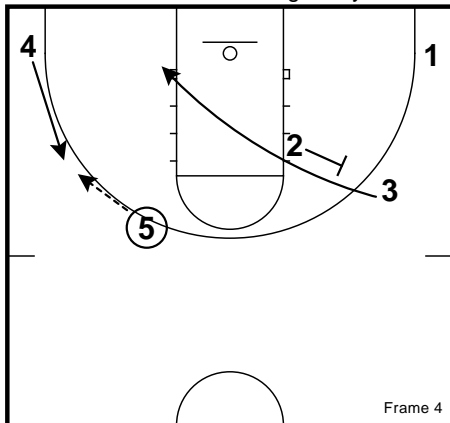
5 sets a shuffle screen for 2.

Princeton - Strong Entry



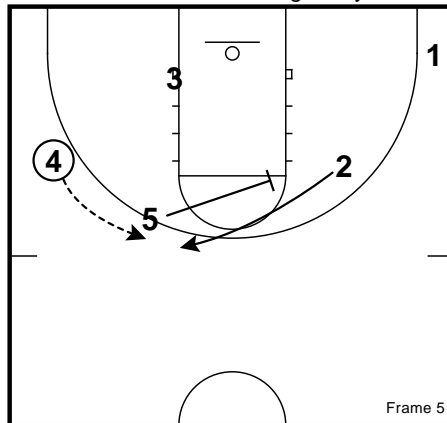
After the screen, 5 snaps back to receive the pass.

Princeton - Strong Entry



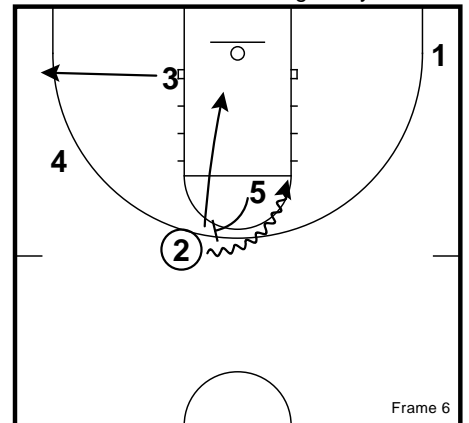
On the ball reversal to 4, the 2 sets a shuffle screen for 3.

Princeton - Strong Entry



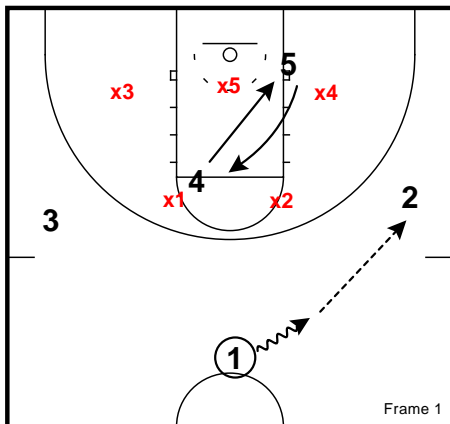
5 sets a screen, for the shuffle screener (2).

Princeton - Strong Entry



On the catch, 5 sets an angle ball screen. 3 spaces to the weak side corner.

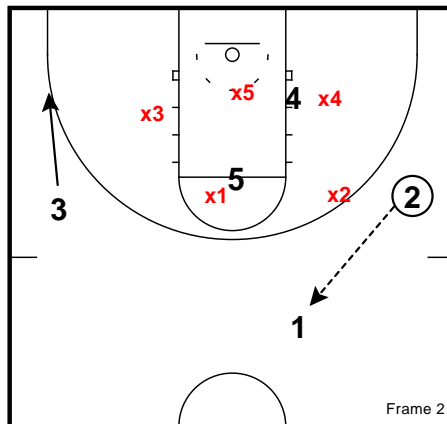
Providence - Zone Lob



1 dribbles to the right side and passes to 2.

4 & 5 exchange.

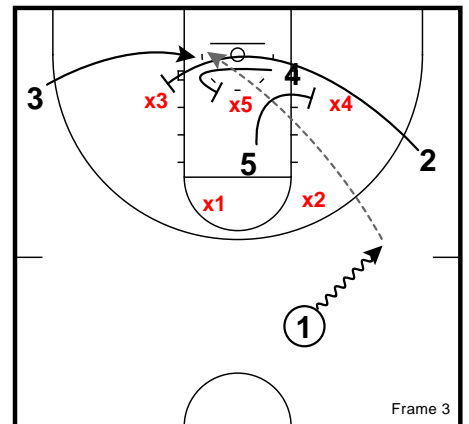
Providence - Zone Lob



2 passes back to 1.

3 slides to the corner.

Providence - Zone Lob



4 curls below the basket to screen x5.

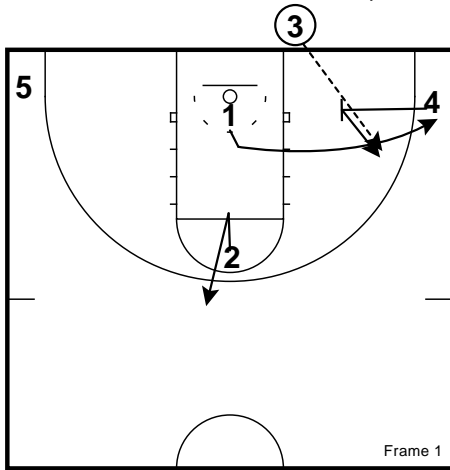
5 screens x4.

2 cuts baseline to screen x3.

1 dribbles to the wing and makes the lob pass to 3 cutting to the rim.

March Madness Playbook

Purdue - BLOB Handoff Slip

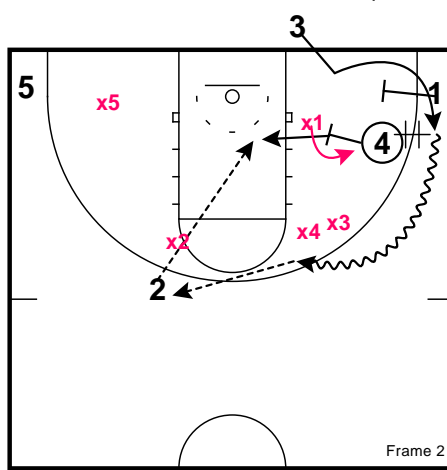


2 fakes the downscreen for 1, 1 fakes using it and goes off cross screen from 4 to the ball side corner.

2 fades to the top of the key.

4 pops to receive the ball at the mid post extended inside the 3 point line if 1 is not open in the corner.

Purdue - BLOB Handoff Slip

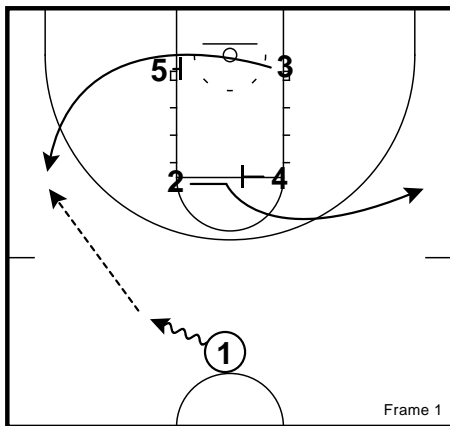


3 comes off 1's cross back screen for a handoff from 4 and turns the corner hard.

4 looks to pin 1's defender for a pitch back to 1.

3 pitches to 2, who hits a slipping 4 to the basket after x1 fights over the screen.

Purdue - Box Punch

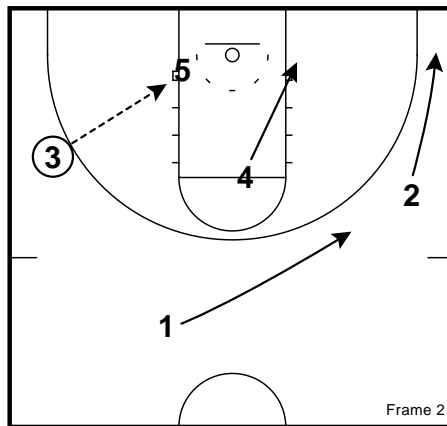


4 screens for 2.

5 screens for 3.

1 passes to 3 on the wing.

Purdue - Box Punch



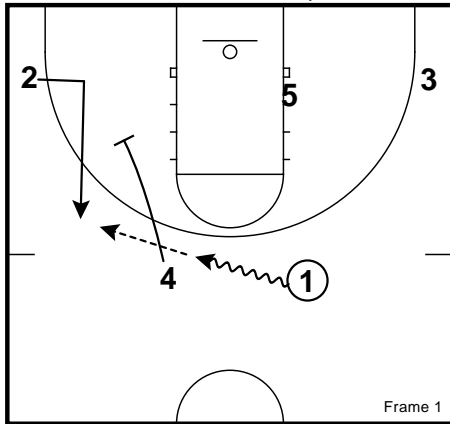
3 passes to 5 in the post.

4 dives to the rim opposite 5.

1 and 2 slide for spacing.

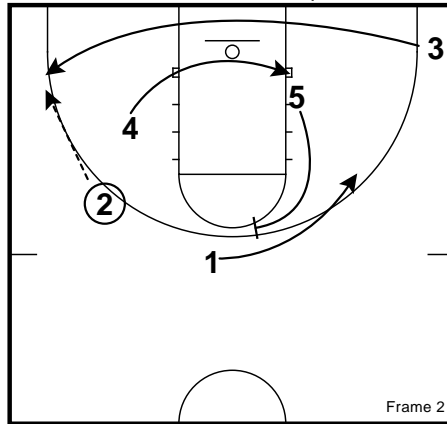
March Madness Playbook

Purdue - Circle Snap STS



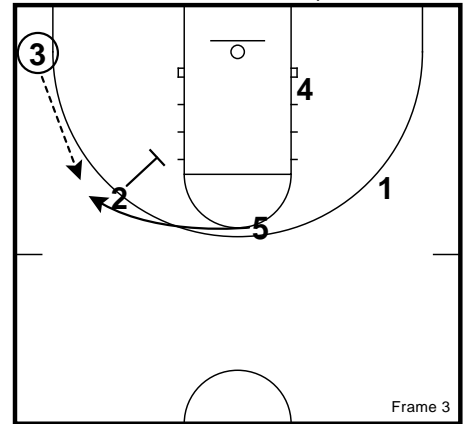
4 sets a down screen for 2
1 dribbles towards the screen, passes to 2

Purdue - Circle Snap STS



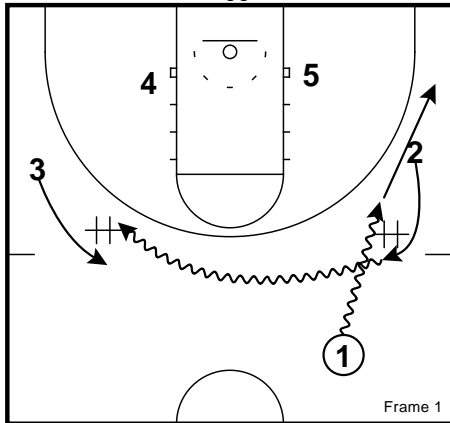
3 cuts along the baseline, to the corner
4 cuts to the opposite block
5 sets a flare screen for 1
2 passes to 3

Purdue - Circle Snap STS



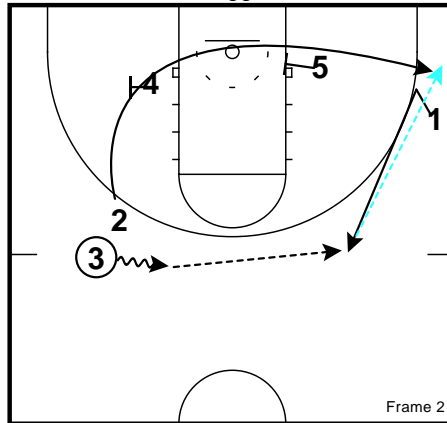
2 "screens the screener" for 5
3 passes to 5 for the three

Purdue - DHO 45 Baseline Double Stagger



1 enters the ball on a sprint dribble handoff to 2, who immediately dribbles across the top for a dribble pitch to 3.

Purdue - DHO 45 Baseline Double Stagger

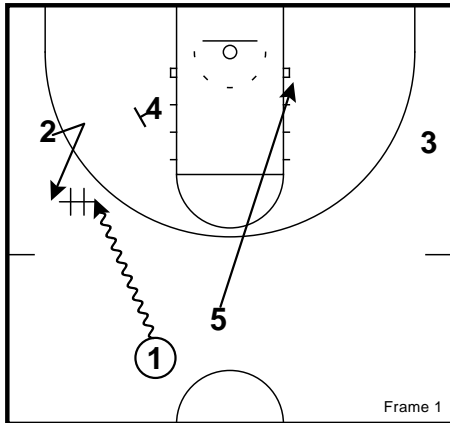


At the same time as the dribble pitch to 3, 1 v-cuts and sprints to receive the ball on a reversal from 3.

2 sprints the baseline off a double staggered screen from 4 and 5 to catch and shoot on the pass from 1 in the corner.

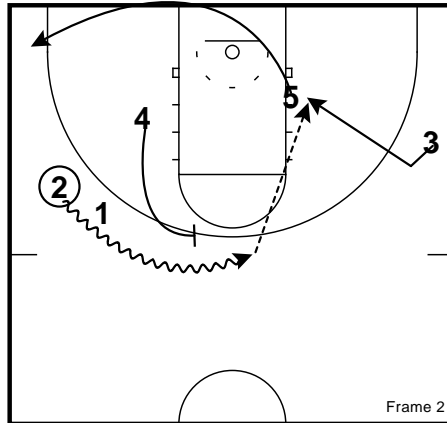
March Madness Playbook

Purdue - DHO Clear Backdoor



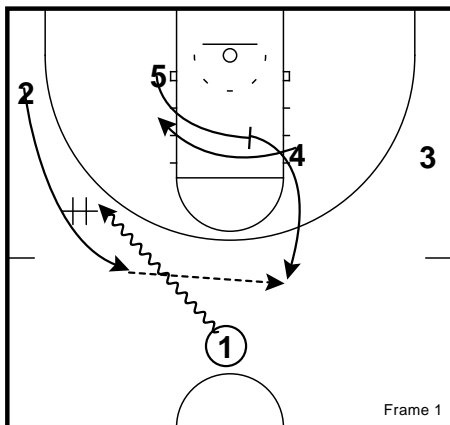
1 dribbles at 2 for a quick dribble handoff.
4 sprints to the block after inbounding on the side (trailer)

Purdue - DHO Clear Backdoor



2 takes the handoff and busts hard toward the opposite wing.
5 clears out to the weak side corner.
3 sets up his man and hits the back cut for a bounce pass and a layup.

Purdue - DHO Cross Hi-Lo

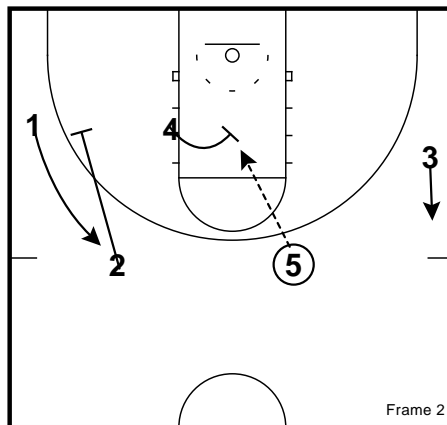


1 enters to the wing with a dribble hand off to two, who is rising from the not so deep corner to receive.

5 (Swanigan) sets a cross screen for 4, who immediately posts on the opposite side of the lane.

5 pops to the slot for the pass from 2

Purdue - DHO Cross Hi-Lo



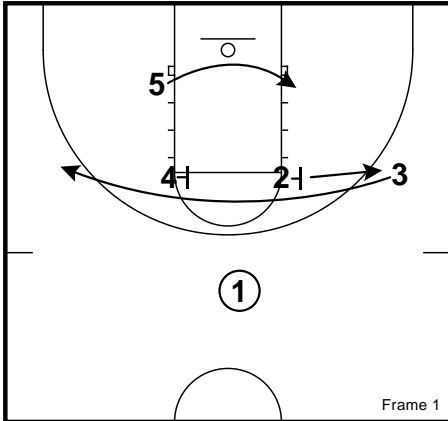
4 seals his defender on his back and works into the middle of the lane for the high low pass from 5 on a post iso.

2 sets pindown for 1.

3 rises as a relief on the ball side high wing.

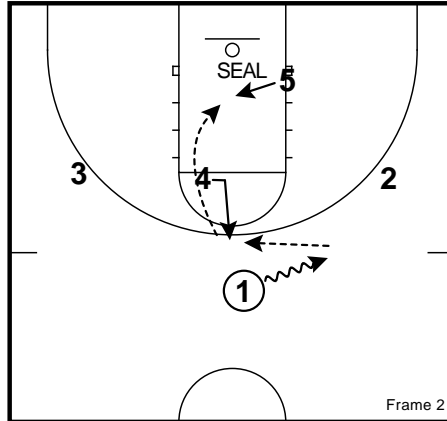
March Madness Playbook

Purdue - Iverson Hi/Lo



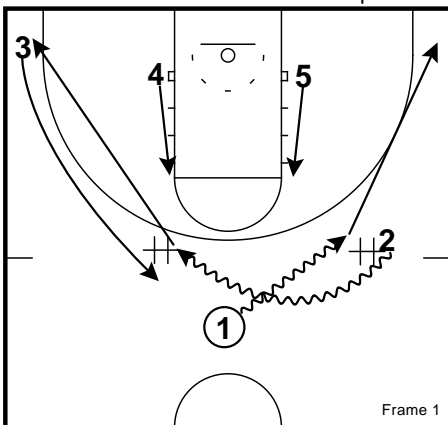
- 3 Iverson cuts off screen from 2 & 4
- 5 relocates opposite the Iverson cut.
- 2 pops out to the wing

Purdue - Iverson Hi/Lo



- 1 dribbles towards the wing
- 4 extends for a catch from 1
- 5 ducks in to seal
- 4 makes the high/low pass to 5

Purdue - Weave Horns Rip



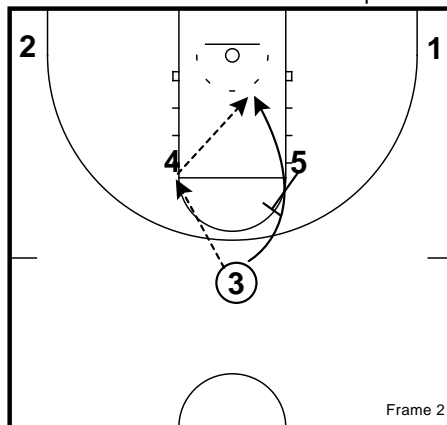
1 sprint dribbles at the 2 for a quick dribble handoff, and then clears to the ball side corner.

On the handoff, 4 and 5 lift into their respective high posts.

On the handoff, 3 rises to the high wing to receive a dribble handoff from 2 coming across the court.

2 clears to the ball side corner.

Purdue - Weave Horns Rip

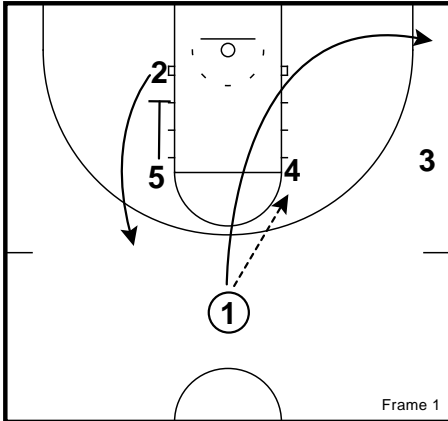


Now in a horns set, 3 feeds 4 at the high post.

5 sets a back screen for 3, who sprints to the rim for a pass from 4 for a layup.

March Madness Playbook

Rhode Island - Horns Empty

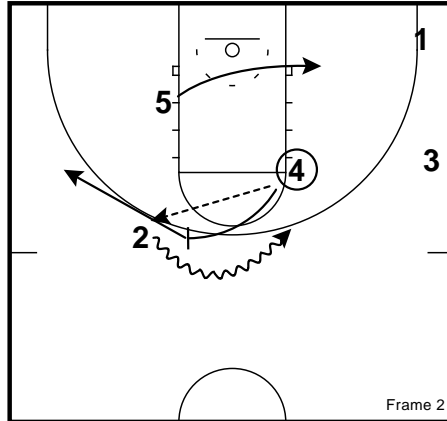


1/4 entry pass

1 cut to opposite corner

5/2 pin down

Rhode Island - Horns Empty



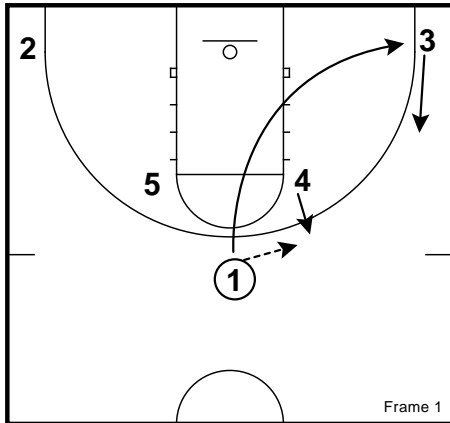
5 get opposite ball

4 pass to 2 and chase with ball screen

4 pop to empty side and operate

March Madness Playbook

Rhode Island - Horns Weave

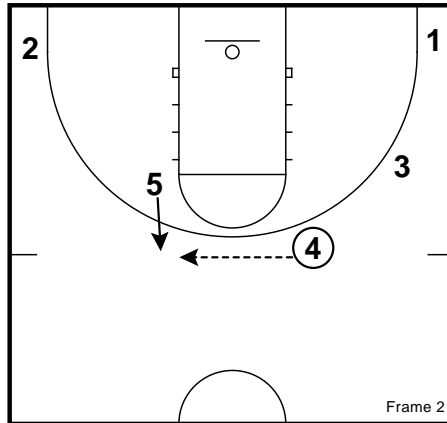


1 passes to 4

1 shallow cuts to the corner

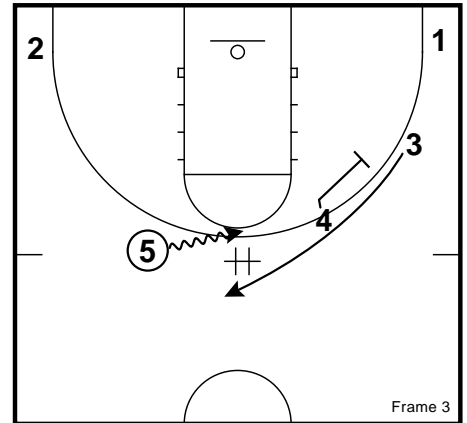
3 lifts to the wing

Rhode Island - Horns Weave



4 reverses the ball to 5

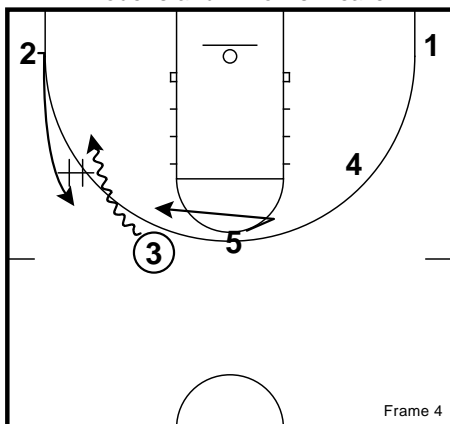
Rhode Island - Horns Weave



4 down screens for 3

5 dribble hand off to 3

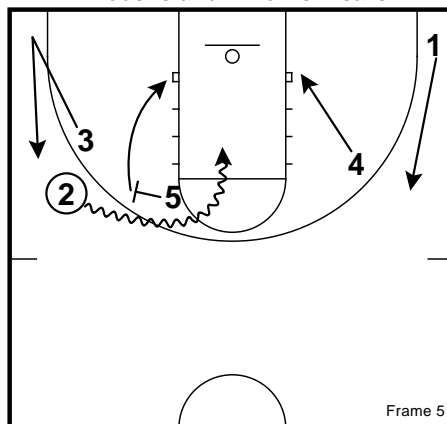
Rhode Island - Horns Weave



3 dribble hand off to 2

5 trails 3

Rhode Island - Horns Weave



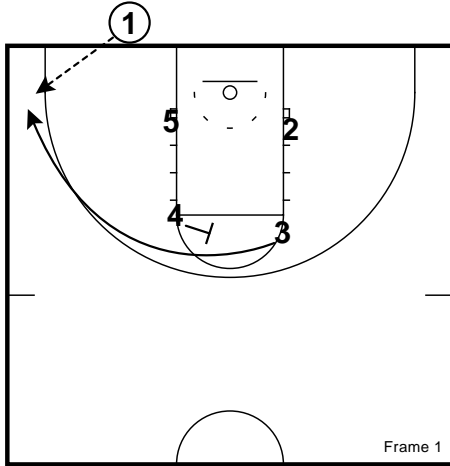
5 sets ball screen for 2

3 rolls, while 2 rises to the wing

4 dives to the block, while 1 rises to the wing

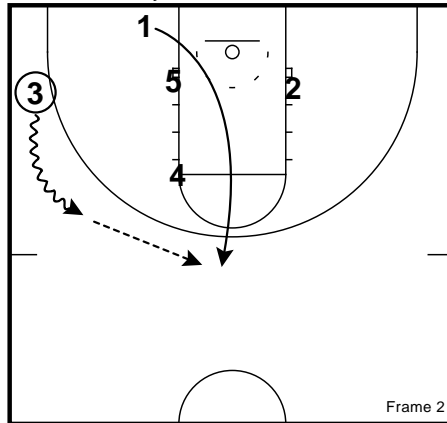
March Madness Playbook

Saint Mary's - ATO BLOB Elevator



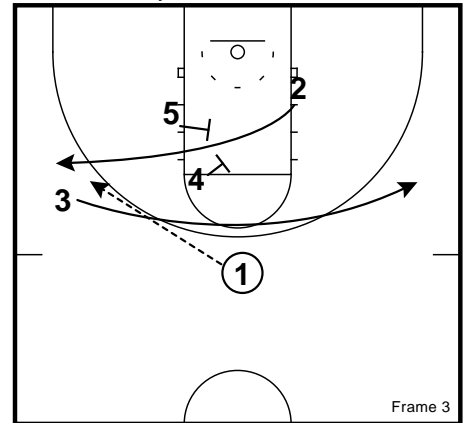
4 screens in for 3. 3 cuts to the corner. 1 passes to 3.

Saint Mary's - ATO BLOB Elevator



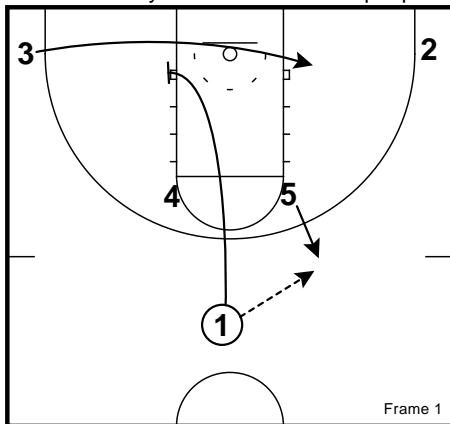
1 zippers cuts to top. 3 passes to 1.

Saint Mary's - ATO BLOB Elevator



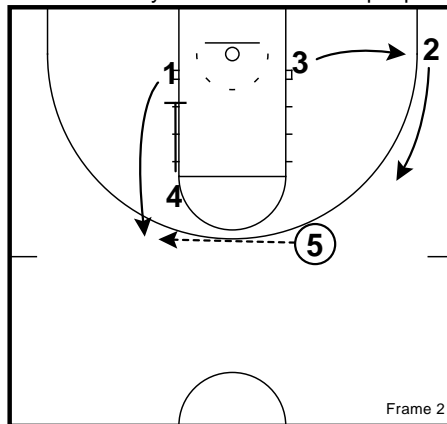
3 Iverson cuts to opposite wing. 4 & 5 set elevator screen for 2. 1 passes to 2 for shot.

Saint Mary's - Elbow Flex Step Up



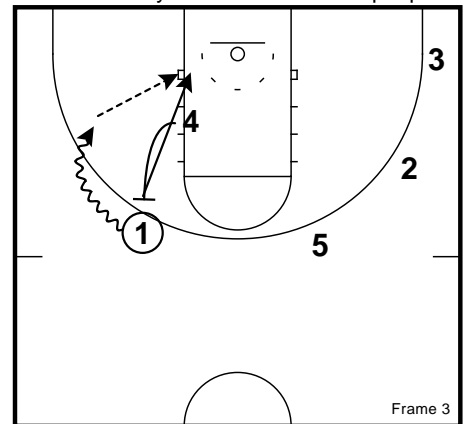
5 pops out to receive the pass from 1.
1 cuts the block to set a flex screen for 3.

Saint Mary's - Elbow Flex Step Up



4 sets a down screen for 1.
5 passes to 1.
3 cuts to the corner.
2 slides to the wing for spacing.

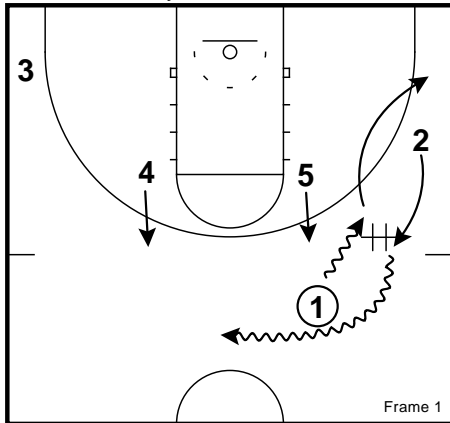
Saint Mary's - Elbow Flex Step Up



4 sets a step up PNR.
1 uses the screen and passes to 4 rolling to the rim.

March Madness Playbook

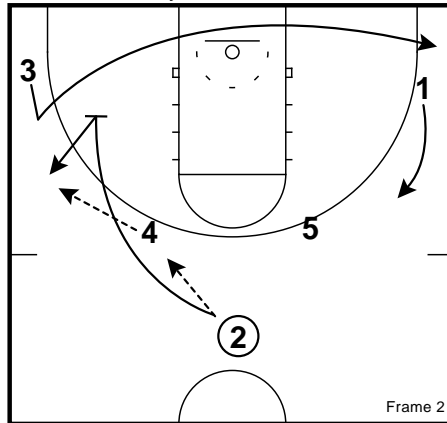
Saint Mary's - Gaels Horns Set



1 executes a DHO on the wing with 2 who dribbles out to the center of the floor

4 & 5 flash high

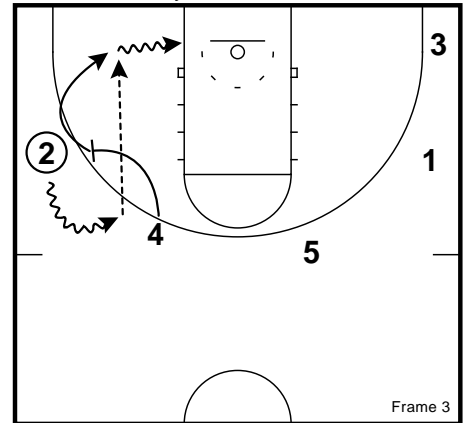
Saint Mary's - Gaels Horns Set



2 passes to 4 and cuts around him to set a down screen for 3 who fakes to the wing and cuts back door to the weak side corner

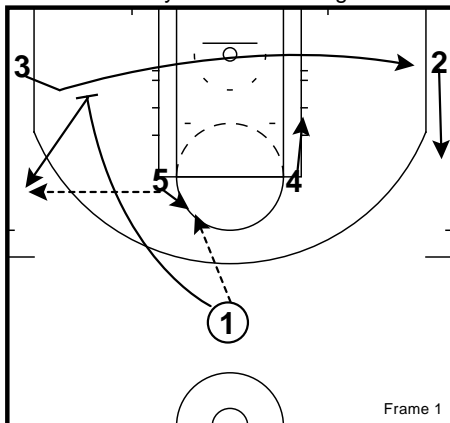
2 pops hard back to the wing after screening and receives the pass from 4

Saint Mary's - Gaels Horns Set



4 steps to the wing and sets a ball screen for 2 who comes off looking to hit him on the roll for either a drive or pull-up shots

Saint Mary's - Horns Wing PNR



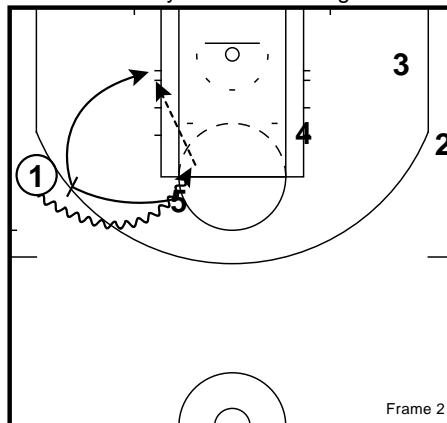
Starts in a horns set with high post entry to 5.

4 drops to the mid-post opposite.

1 cuts off the high post to down screen for 3 in the corner.

3 fakes using the screen and clears to opposite corner as 2 lifts to the wing. 1 pops off the screen to the ball-side wing.

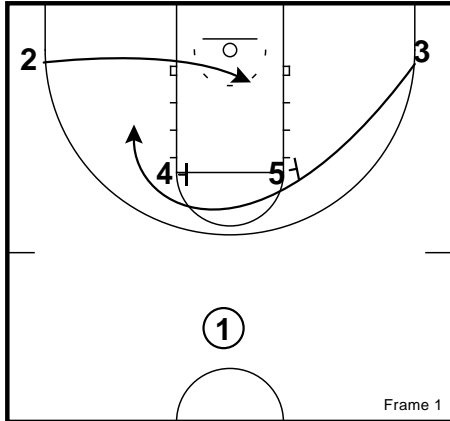
Saint Mary's - Horns Wing PNR



5 immediately sets a wing ball screen for 1, who drives middle and dishes to 5 on the roll for the layup.

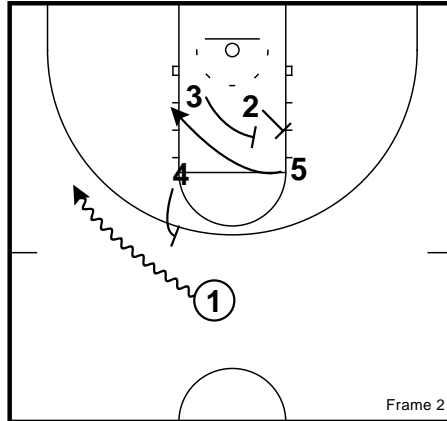
March Madness Playbook

Saint Mary's - Iverson Low STS



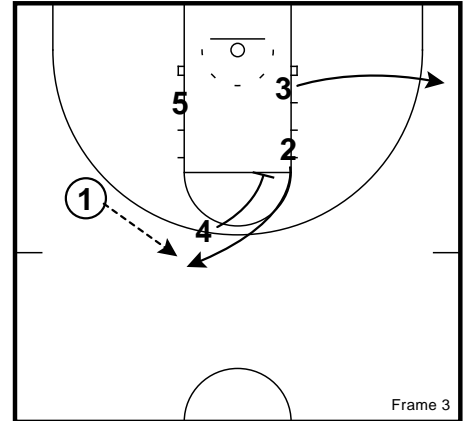
3 cuts off of screens from 5 & 4.
2 cuts to the paint.

Saint Mary's - Iverson Low STS



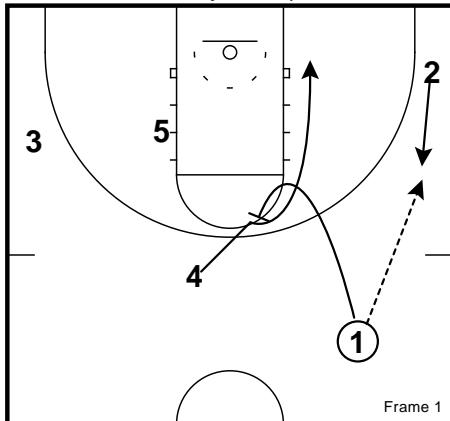
4 sets a ball screen for 1.
2 & 3 screen for 5.
1 dribbles to the wing to look for 5 in the post.

Saint Mary's - Iverson Low STS



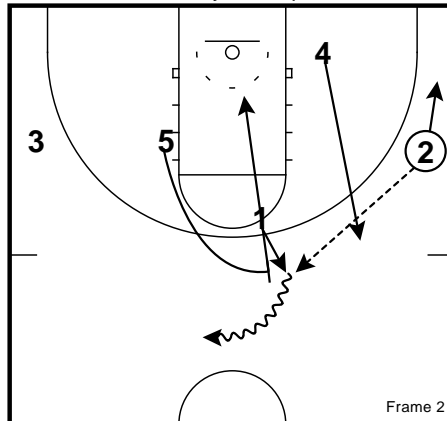
4 sets a down screen for 2.
1 passes to 2 for the shot.
3 cuts to the corner for spacing.

Saint Mary's - Rip PNR



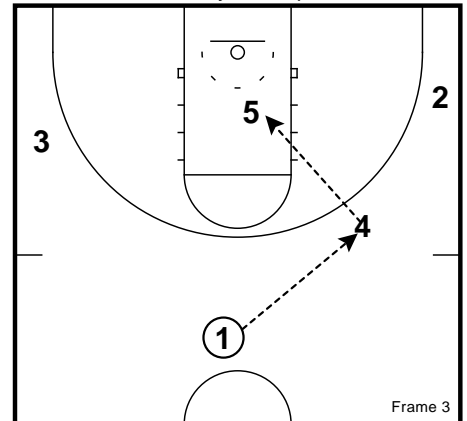
1 enters the ball to 2 rising to the wing.
1 cuts through the elbow to set a rip screen for 4, who is walking his man over.
4 looks for pass immediately, then goes to short corner area and continues asking for the ball.

Saint Mary's - Rip PNR



5 comes off the elbow to set a middle ball screen for 1.
VCU hedged the screen, so 1 back dribbled and 4 lifted to replace 5, who sprinted hard to the rim.

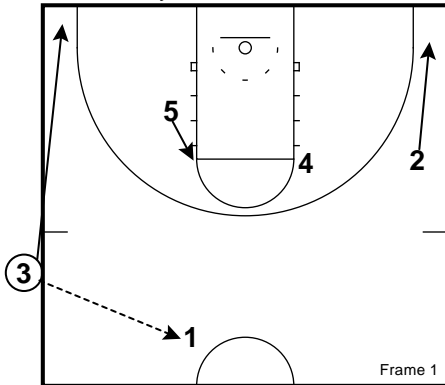
Saint Mary's - Rip PNR



1 hit 4 over the top, who immediately hit 5 (Landale) under the rim for a dunk.

March Madness Playbook

Saint Mary's - SLOB Horns Rub

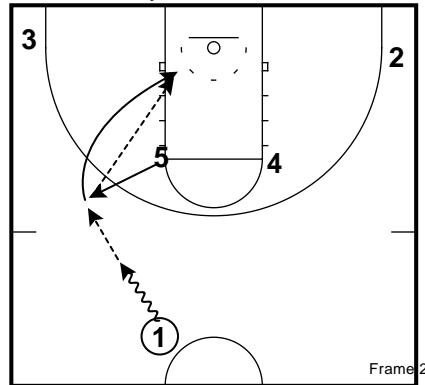


3 takes the ball out of bounds above the hash mark. (3 is best shooter - Hermanson)

3 inbounds to 1 as 4 is at high post, 2 drops to weak side corner.

3 sprints inbounds to ball-side corner and 5 lifts to ball-side high post.

Saint Mary's - SLOB Horns Rub



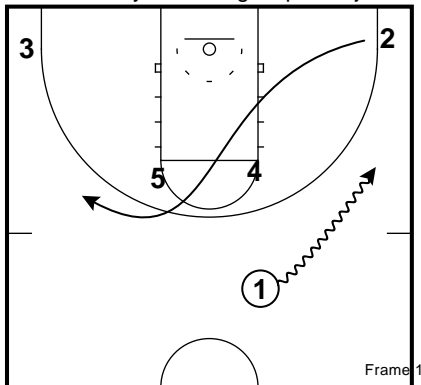
5 posts hard at the elbow and demands the ball.

5 steps to the high wing to catch the entry from 1.

As 5 catches, 1 sprints around and 5 uses his backside to screen 1's defender.

5 passes to 1 for a layup.

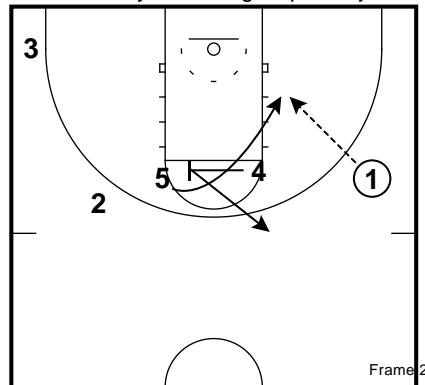
Saint Mary's - Wedge Split Reject



1 dribbles to the wing.

2 cuts through the high post to the opposite side.

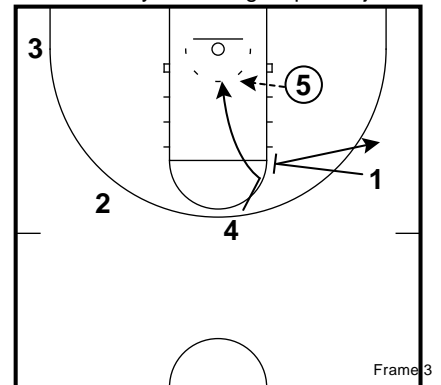
Saint Mary's - Wedge Split Reject



4 sets a cross screen for 5.

5 cuts into the post to receive the pass from 1.

Saint Mary's - Wedge Split Reject



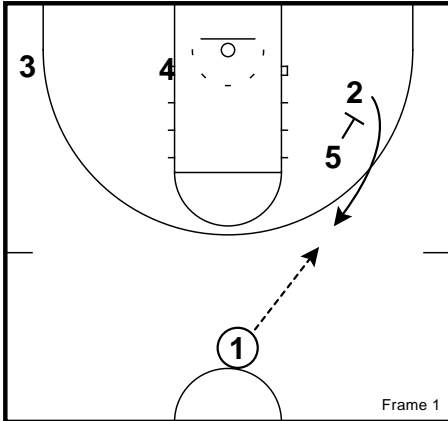
1 sets a split screen for 5.

4 rejects the screen and cuts to the basket.

1 pops out to the wing for a secondary option.

March Madness Playbook

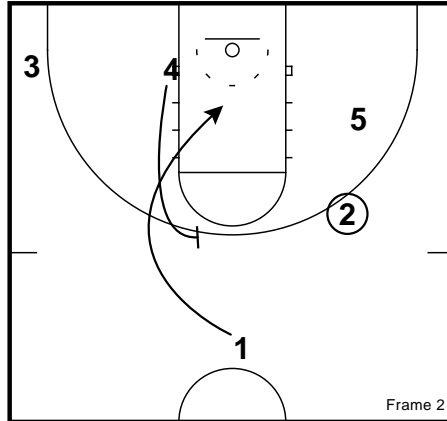
Seton Hall - Wide Pin BS Cross



5 sets wide pin for 2.

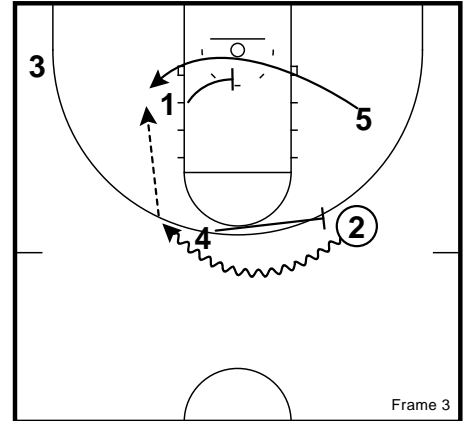
1 passes to 2.

Seton Hall - Wide Pin BS Cross



4 back screens for 1.

Seton Hall - Wide Pin BS Cross

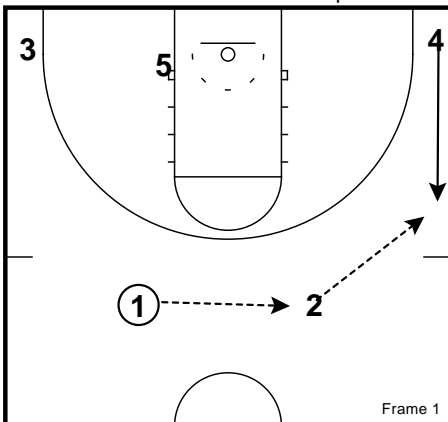


4 ball screens for 2.

1 cross screens for 5.

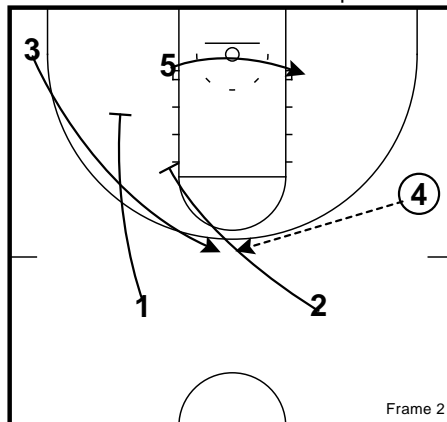
2 gets the ball to 5 for the post-up.

South Carolina - 2 Up



2 guards are up high, with great shooter and stretch 4 in corners. The low post player occupies strong side blocks. Either corner shooter can flash up the sideline for a catch, South Carolina used the stretch 4.

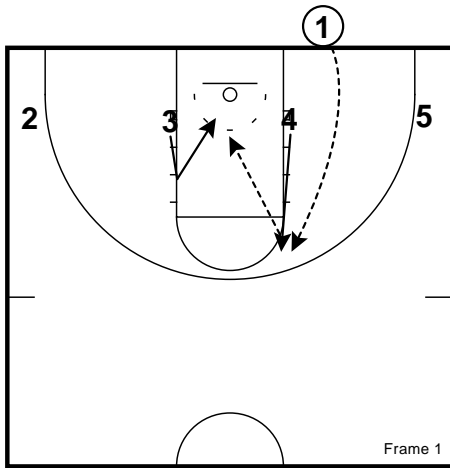
South Carolina - 2 Up



On the wing catch, the guards up high provide the opposite corner shooter with a stagger screen.

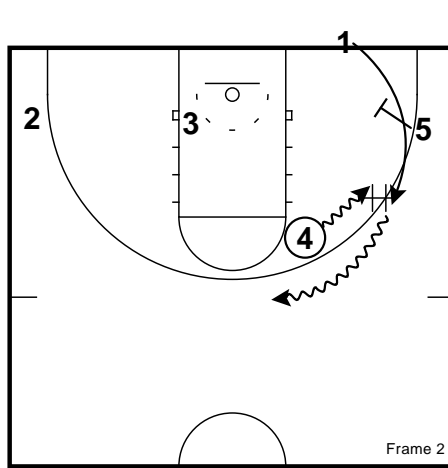
March Madness Playbook

South Carolina - BLOB Flat Backdoor



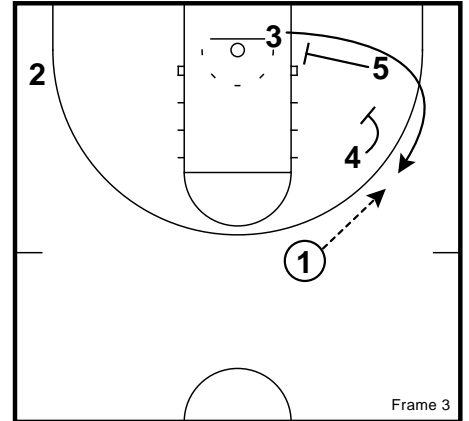
4 cuts high to the elbow. 1 passes to 4. 3 fakes to elbow then cuts backdoor. 4 passes to 3.

South Carolina - BLOB Flat Backdoor



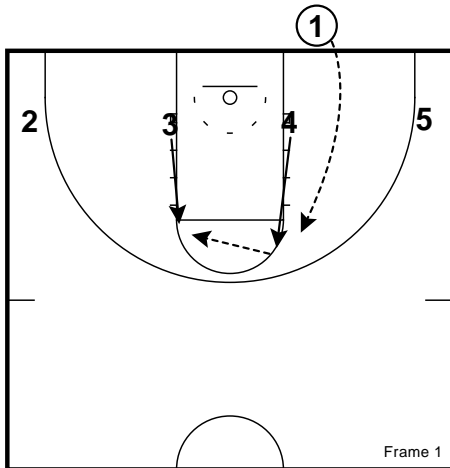
5 screens in for 1. 4 & 1 dribble handoff.

South Carolina - BLOB Flat Backdoor



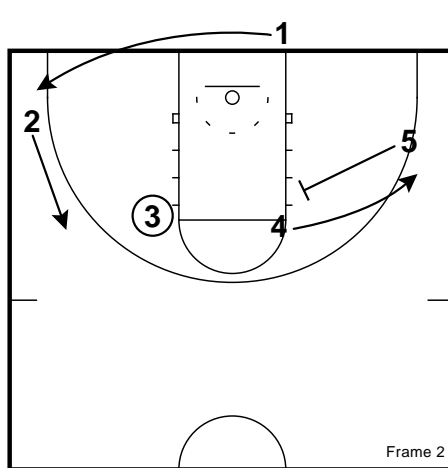
4 & 5 set stagger screen for 3. 1 passes to 3 for shot.

South Carolina - BLOB Flat Flare Get



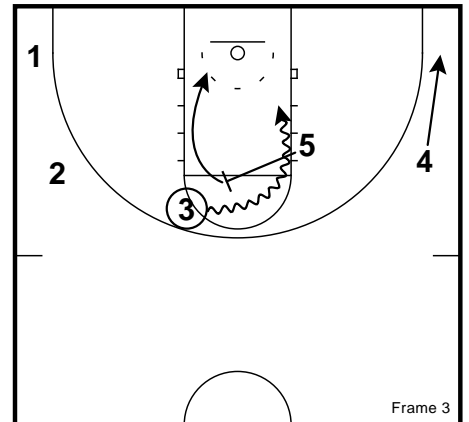
4 cuts to the elbow. 1 passes to 4. 4 passes to 3.

South Carolina - BLOB Flat Flare Get



5 sets flare screen for 4. 3 looks to pass to 4 for shot.

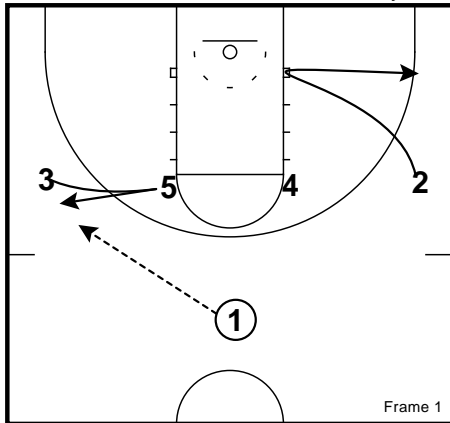
South Carolina - BLOB Flat Flare Get



5 sets ball-screen for 3. 3 attacks off screen to basket. 5 rolls to the basket.

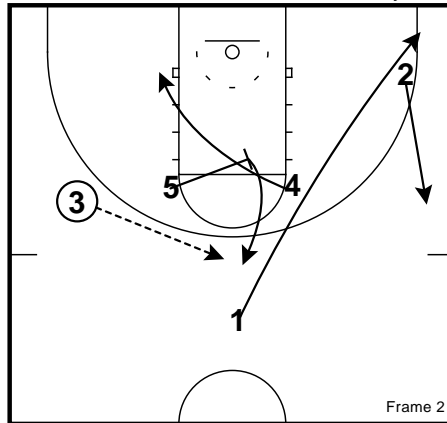
March Madness Playbook

South Carolina - Iverson Decoy



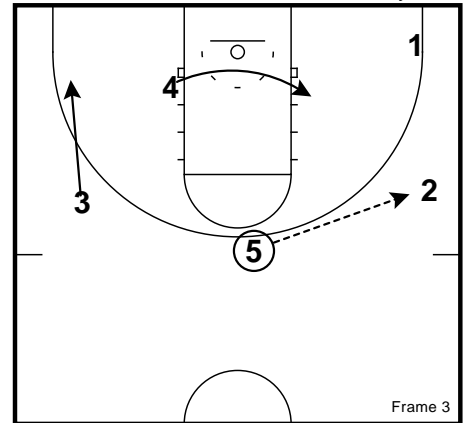
3 shows and Iverson cut, then flares back to his location for the catch.

South Carolina - Iverson Decoy



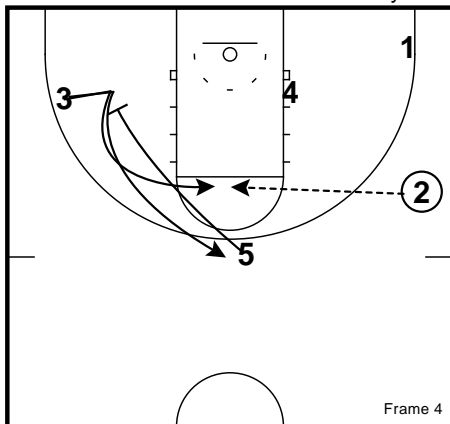
On the catch, 1 fills the opposite corner, while the ball side big screens for the opposite big to slice to the ball side block. The screener then fills the top for a 3 point shot option.

South Carolina - Iverson Decoy



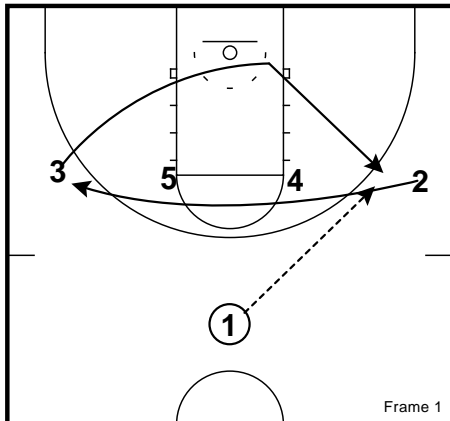
5 reverses the ball, 3 shift to the corner.

South Carolina - Iverson Decoy



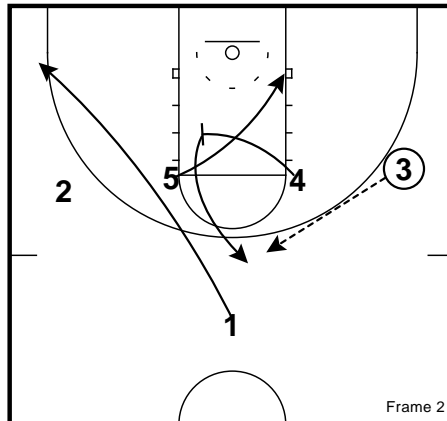
5 sets a pin down for 3 to attack the elbow or 3 point line catch.

South Carolina - Iverson Slice



Either wing runs an Iverson cut across the bigs posted high. The point guard can pass to the AI cutter or the guard who has ran under and replaced.

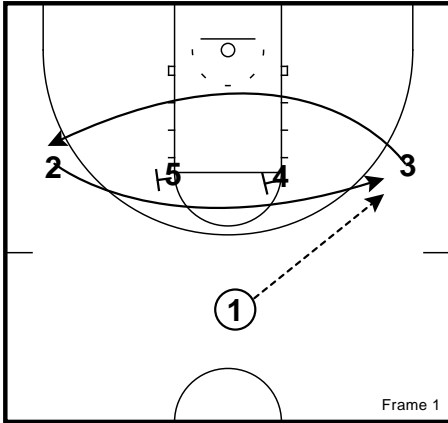
South Carolina - Iverson Slice



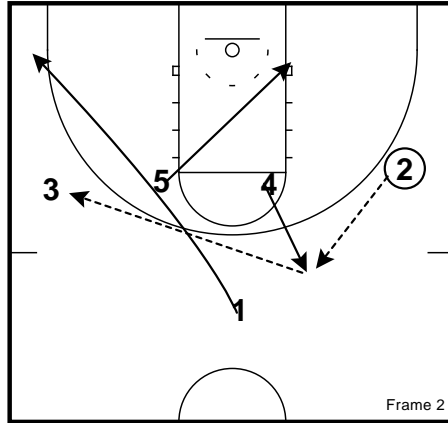
On the catch, 1 fills the opposite corner, while the ball side big screens for the opposite big to slice to the ball side block. The screener then fills the top for a 3 point shot option.

March Madness Playbook

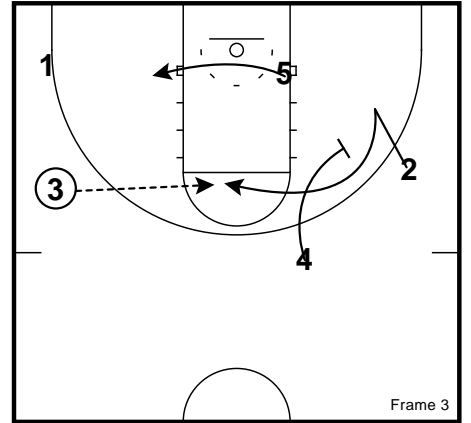
South Carolina - Iverson Swing Pin



South Carolina - Iverson Swing Pin

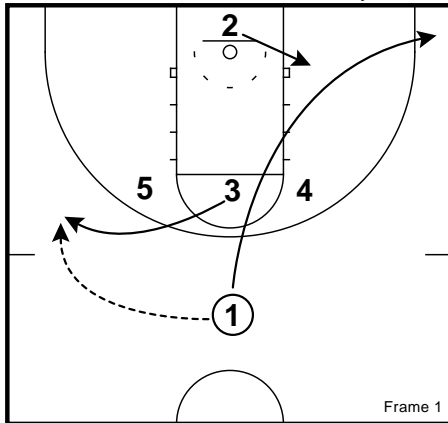


South Carolina - Iverson Swing Pin



March Madness Playbook

South Carolina - Nail Play

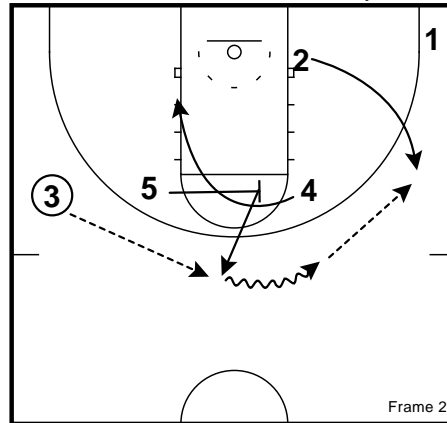


1 passes to 3 who comes off the nail looking for a quick shot if open

1 cuts to the corner on the weak side

2 steps to the block

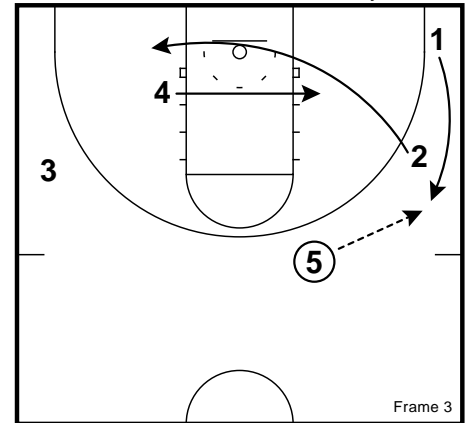
South Carolina - Nail Play



5 cross screens for 4 who cuts hard into the ball side post.

3 reverses the ball to 5 who then swings the ball to 2 on the wing

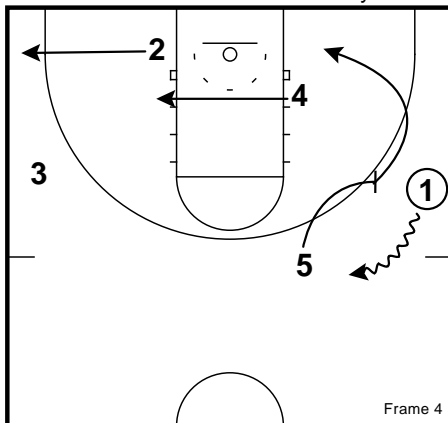
South Carolina - Nail Play



5 dribbles to the wing as 2 cuts back door as 1 lifts out of the corner for the pass

4 flashes to the ball side post

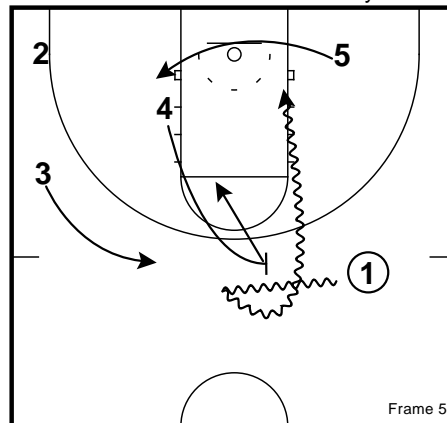
South Carolina - Nail Play



5 follows his pass with the sprint-to-screen action, rolling off the SPNR with 1

4 relocates to the weak side block as 2 steps out to the corner

South Carolina - Nail Play

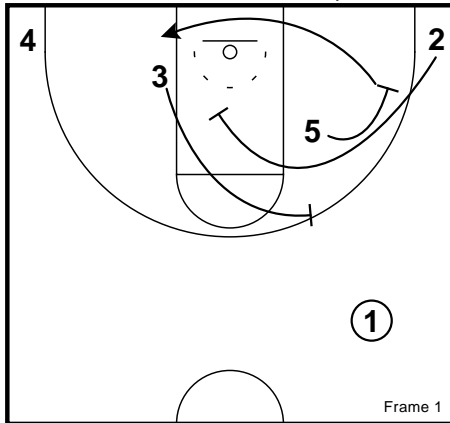


4 sprints-to-screen for 1 who attacks the screen, changes direction and goes down the lane to the basket

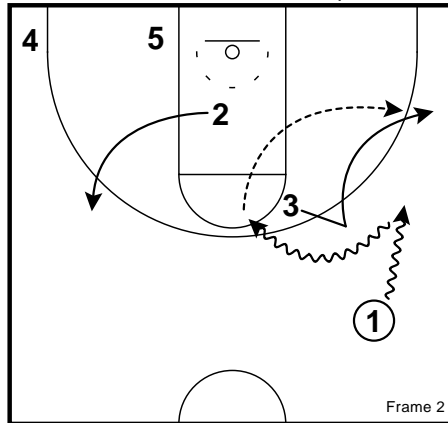
5 relocates to the opposite block opening the space for 1 to drive as 4 short rolls at the FT line

March Madness Playbook

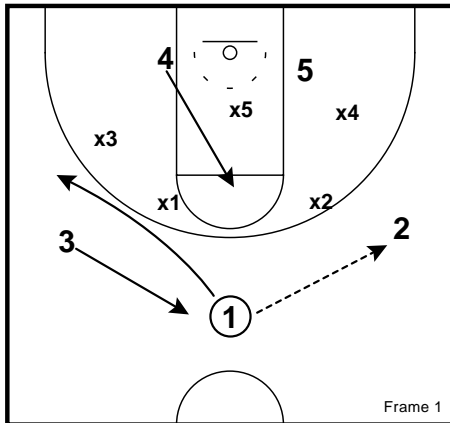
South Carolina - Ram Slip Roll



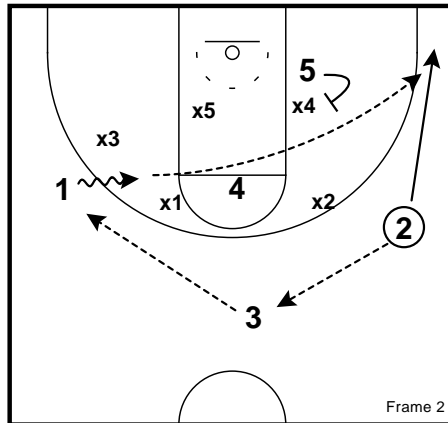
South Carolina - Ram Slip Roll



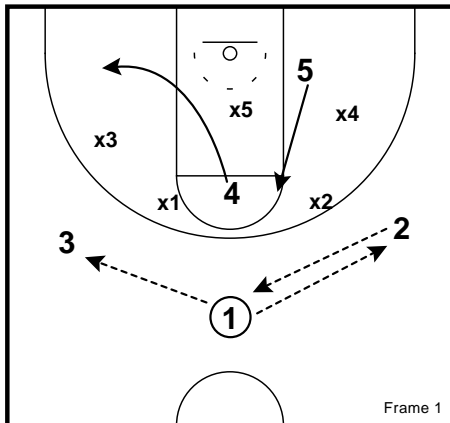
South Carolina - Zone Flare



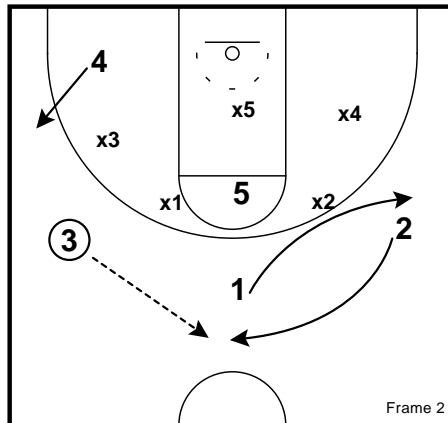
South Carolina - Zone Flare



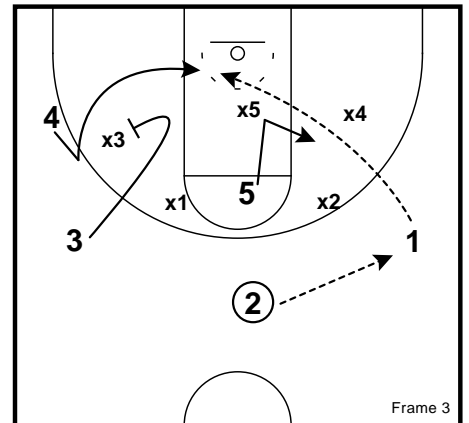
South Carolina - Zone Lob



South Carolina - Zone Lob

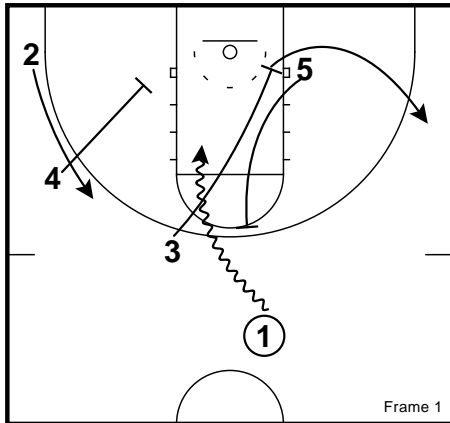


South Carolina - Zone Lob

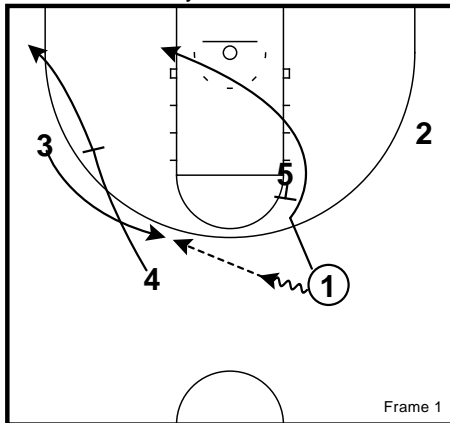


March Madness Playbook

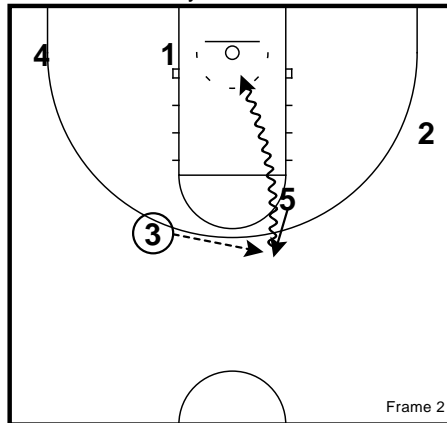
South Dakota State - Ram Pin



Troy - Chin Go



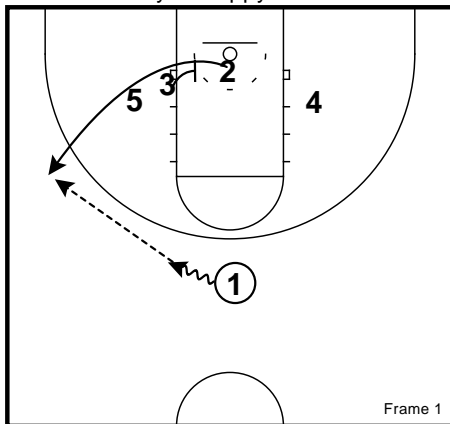
Troy - Chin Go



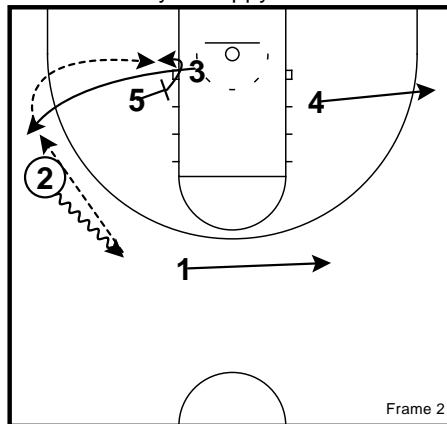
From a Chin formation, 4, screens away for 3 and fills the weakside corner. On 3's catch, 1 runs a chin action to the ball side low post.

5 then extends to catch the pass, and attempts to beat his man to the basket.

Troy - Floppy Punch



Troy - Floppy Punch

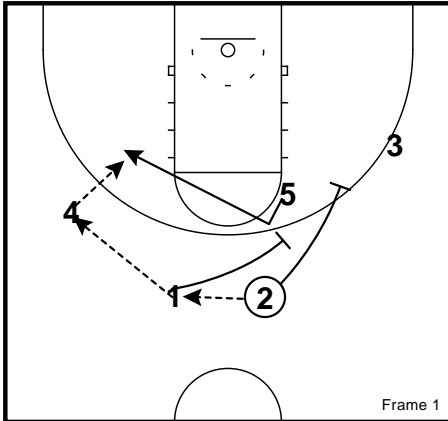


From a floppy formation, the guard under the basket runs off the double screen.

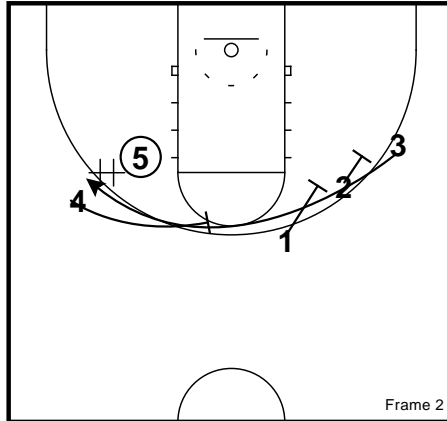
The other wing players runs of screens on the same side and through proper spacing, look to feed the post.

March Madness Playbook

Troy - Triple Stagger Clear



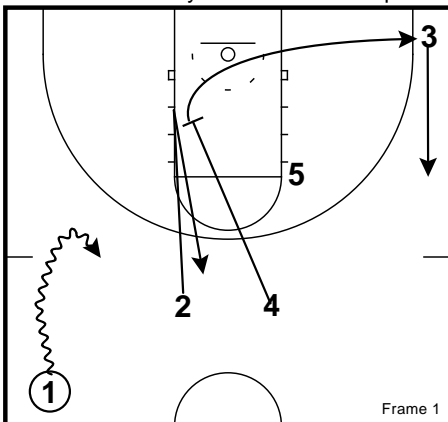
Troy - Triple Stagger Clear



From what Halfcourt Hoops calls a Princeton or 23 High formation: the ball is swung to one wing. Weakside high guard fakes a backscreen and the entry player immediately posts up strong high post.

1,2 and 4 set a triple stagger screen for 3, who receives the hand off from the high post, baseline drive to the basket.

UCLA - Early Pindown PNR Slip

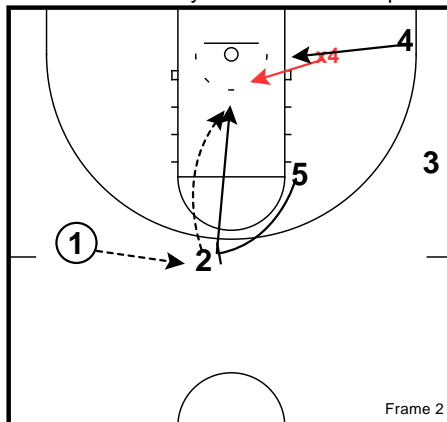


1 (Alford) dribbles down the sideline and spins back toward the middle with a back dribble.

2 (Ball) sprints to the block and comes off a pindown from trailing 4.

4, after screening, sprints weakside corner and 3 lifts

UCLA - Early Pindown PNR Slip



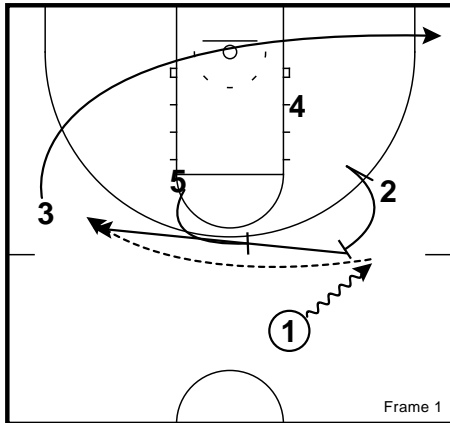
5 (Walsh) sets a middle ball screen for Ball - KSU hedges and Walsh slips.

2 throws a hook pass over the top to 5, forcing x4 to help.

5 takes the shot himself, and has option to dish to 4 cutting back across the baseline.

March Madness Playbook

UCLA - STS Flare PNR Short Roll

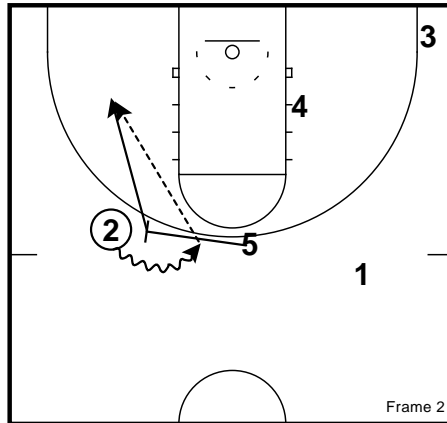


1 dribbles at the 2 who v-cuts into a ball screen.

2 holds the screen for a beat, then sprints off flare screen from 5, receiving skip pass from 1. 2 looks to shoot on the catch, if possible.

3 clears to the opposite corner to open up the entire left side.

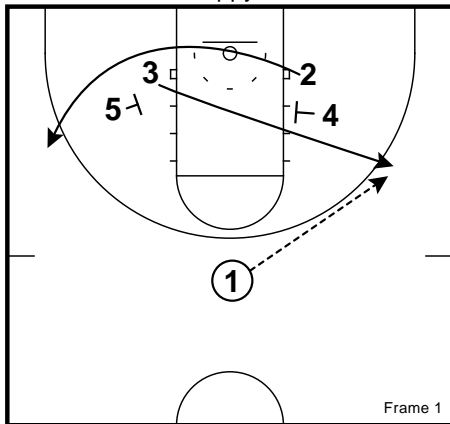
UCLA - STS Flare PNR Short Roll



5 turns around and sets an inside ball screen for 2 on the catch.

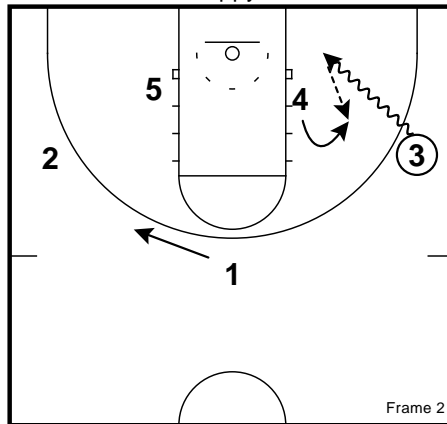
2 attacks middle and hits 5 on the short roll for a quick jumper.

UCLA Floppy Canada



Floppy out

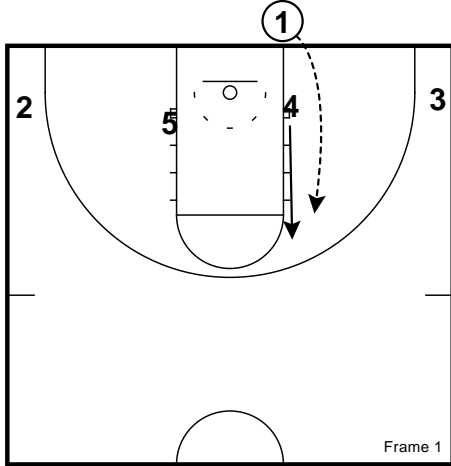
UCLA Floppy Canada



3 drives, 4's man helps and 4 pops for a mid-range jumper

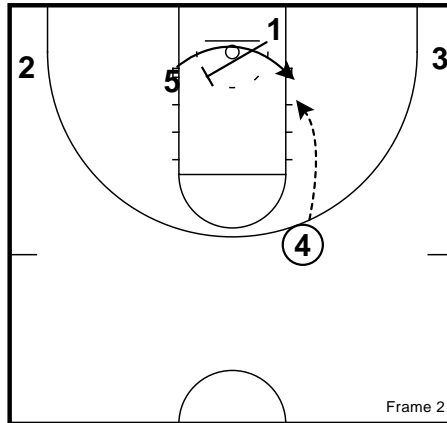
March Madness Playbook

UNCW - Four Flat Gut



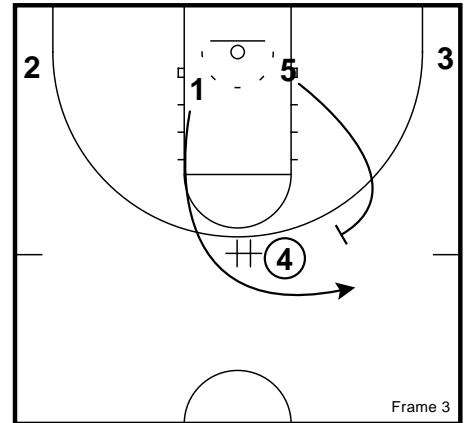
Four Flat alignment 4 pops high for entry from 1

UNCW - Four Flat Gut



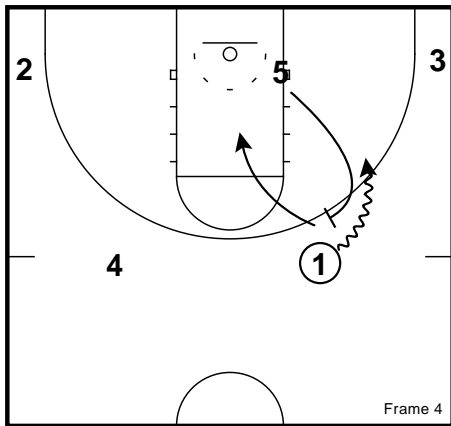
1 cross screens for 5
first option - hi-lo from 4 to 5

UNCW - Four Flat Gut



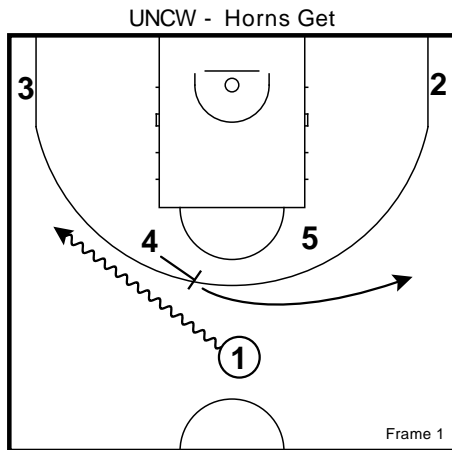
If no hi-lo, 1 sprints into GUT DHO from 4
5 moves into position to ball screen

UNCW - Four Flat Gut

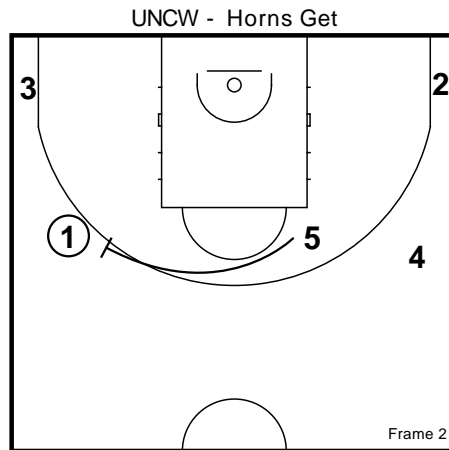


5 sets slot ball screen for 1

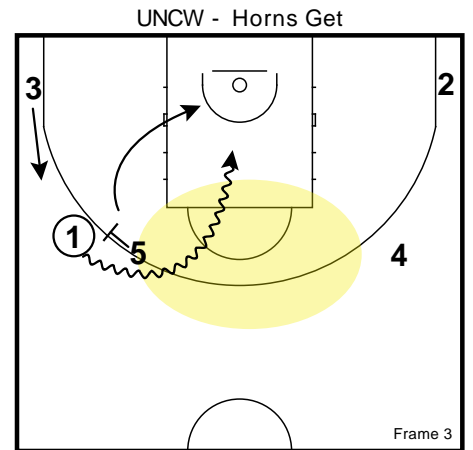
March Madness Playbook



1 dribbles off ball screen from 4 and 4 pops opposite

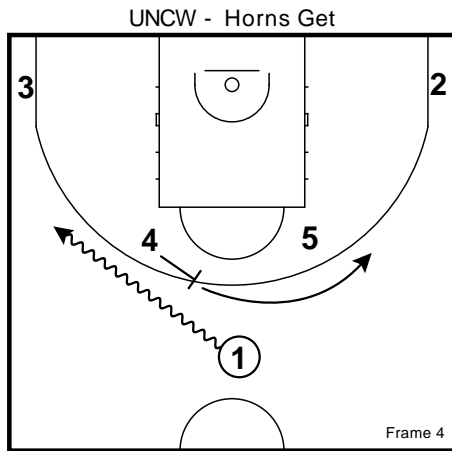


5 races over to set ball screen for 1



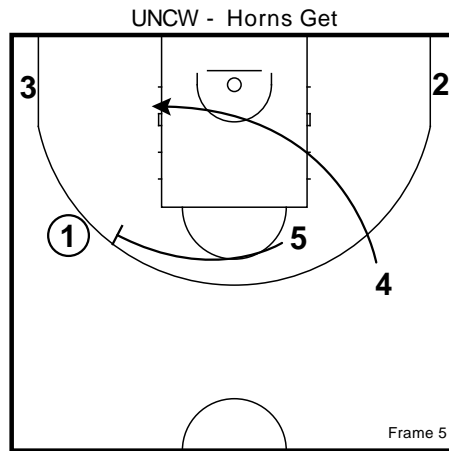
1 uses the advantage and attacks the gap to score or draw defense in, looks for 5 rolling

3 runs back action



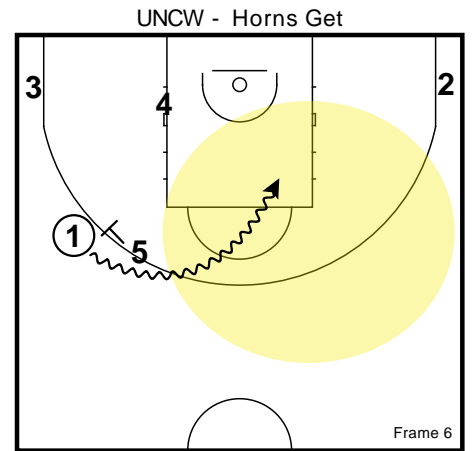
Double Gap Variation

To create more gap space....



Double Gap Variation

4 cuts through as 5 races to the ball screen

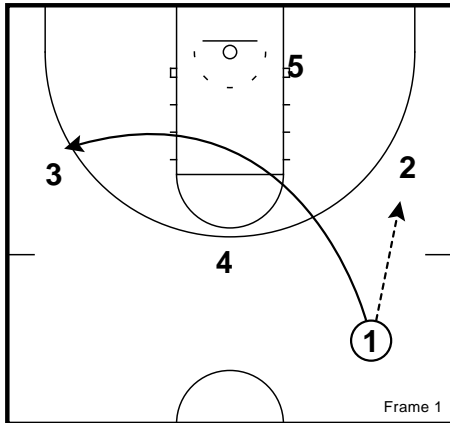


Double Gap Variation

1 now has enlarged gap space to attack

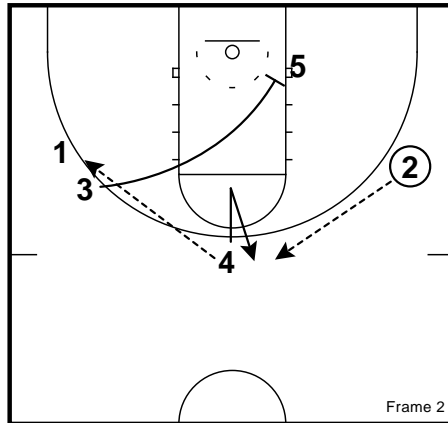
March Madness Playbook

UNCW - Ram Double



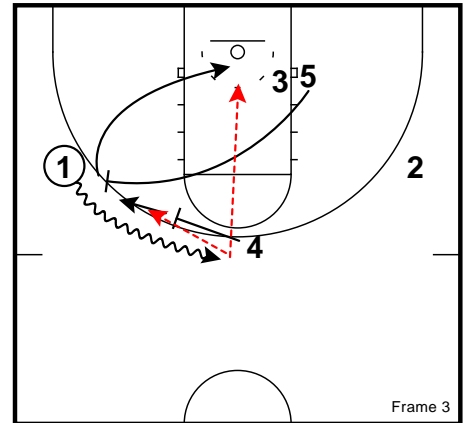
1 passes to 2 and shallow cuts.

UNCW - Ram Double



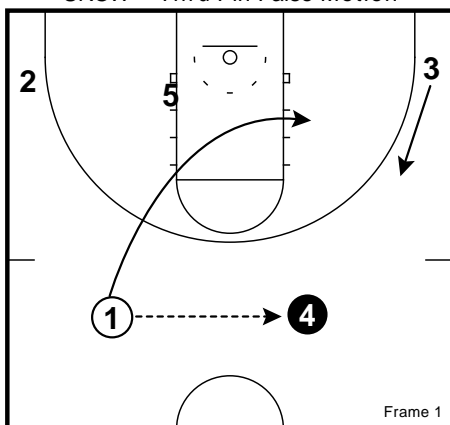
4 v-cuts.
2 passes to 4.
3 goes down to start RAM action with 5.
4 passes to 1.

UNCW - Ram Double



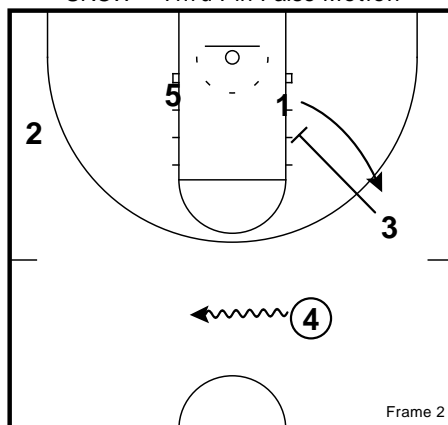
5 and 4 set double ball screen for 1.
1 can either attack the hoop, pass to rolling 5, or pass to popping 4 depending on how the defense reacts.

UNCW - Thru Pin False Motion



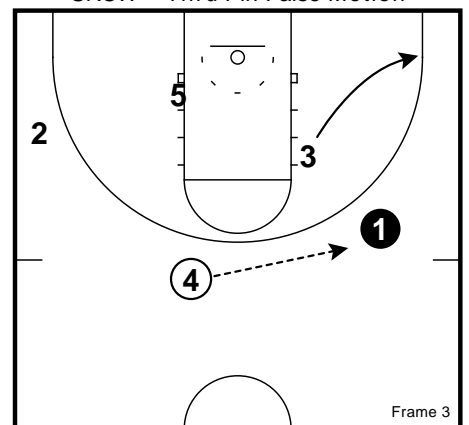
1 reverses to 4 and cuts as 3 rises from corner

UNCW - Thru Pin False Motion



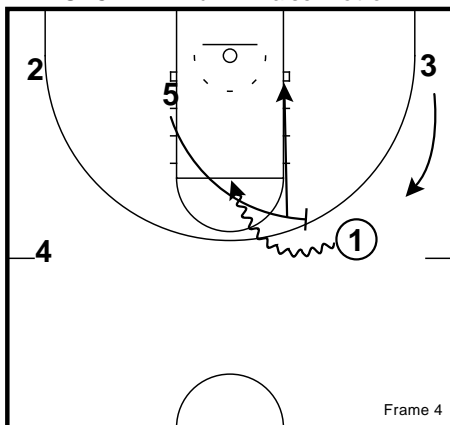
3 pins down for 1 as 4 dribbles away

UNCW - Thru Pin False Motion



4 throws back to 1 as 3 exits to strong corner

UNCW - Thru Pin False Motion

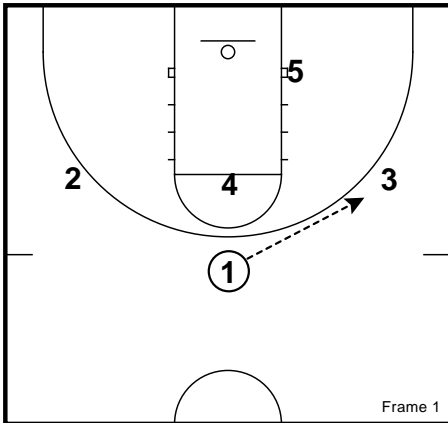


5 runs out for ball screen on 1

3 on "Back Action"

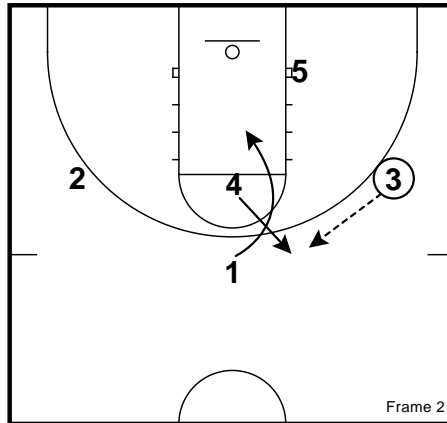
March Madness Playbook

USC - "Circle 51 Dive"



1 passes to 3

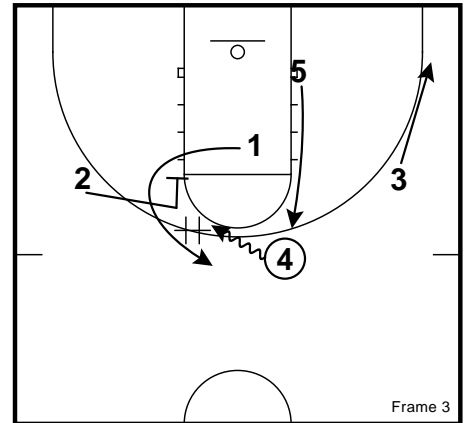
USC - "Circle 51 Dive"



1 cuts off of the 4

4 pops to receive the pass from 3

USC - "Circle 51 Dive"



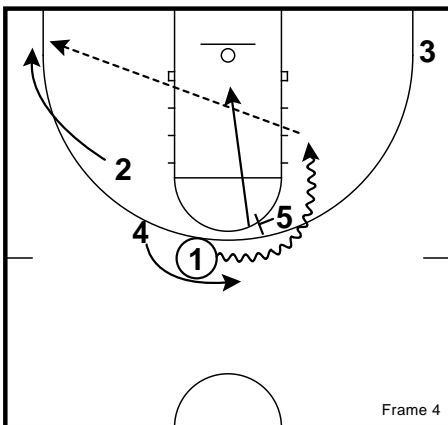
3 cuts to the corner

5 lifts up the lane line

1 curl cuts a down screen from 2

4 dribble hand off to 1

USC - "Circle 51 Dive"



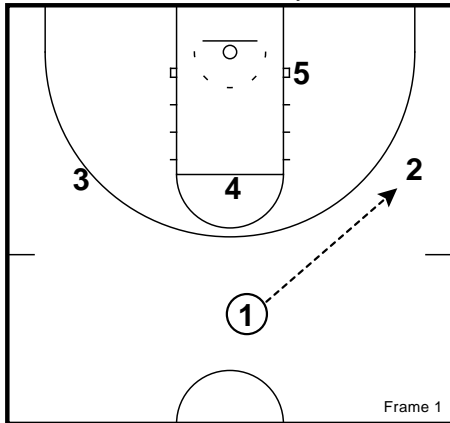
5 sets ball screen for 1

2 spaces to the opposite corner

4 fills behind the ball screen

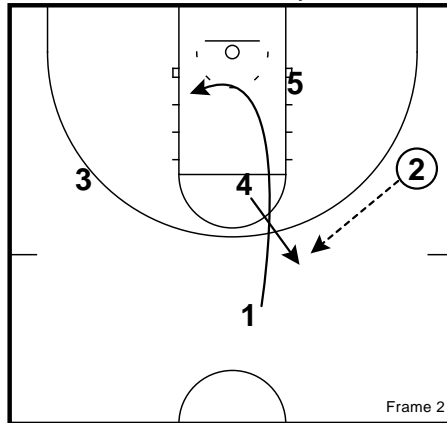
March Madness Playbook

USC - Circle Reject



1 passes to 2.

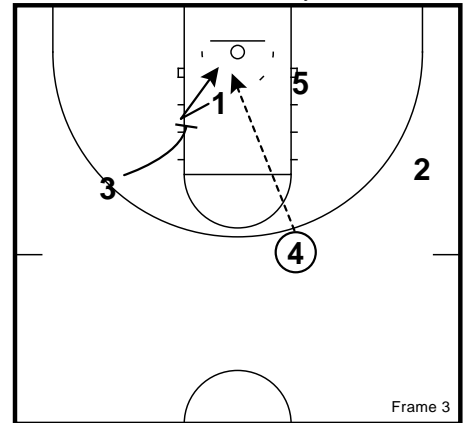
USC - Circle Reject



1 cuts to the lane.

4 pops out to receive the pass from 2.

USC - Circle Reject

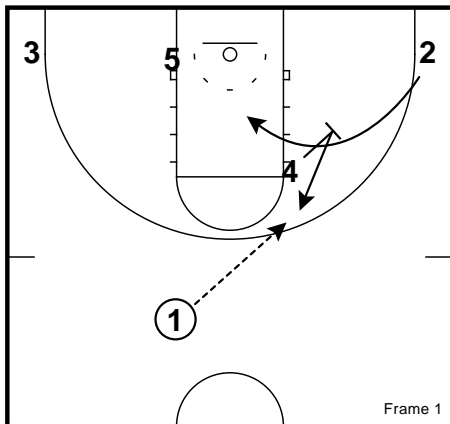


3 screens for 1.

1 rejects the screen and cuts to the basket.

4 passes to 1 for a layup.

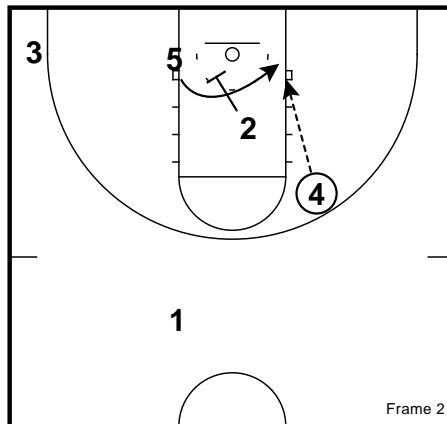
USC - Curl Punch



2 curls to the basket off of the screen from 4.

4 pops out to the elbow area to receive the pass from 1.

USC - Curl Punch

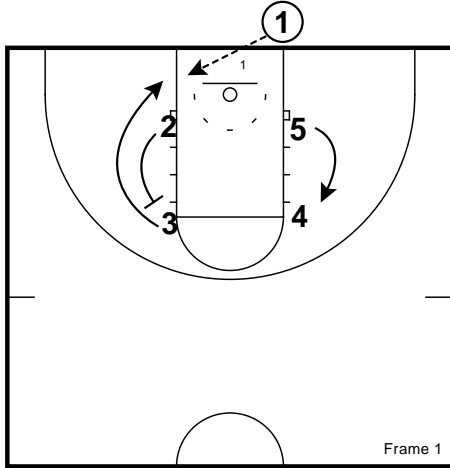


2 continues his cut to screen for 5.

4 passes to 5 in the post.

March Madness Playbook

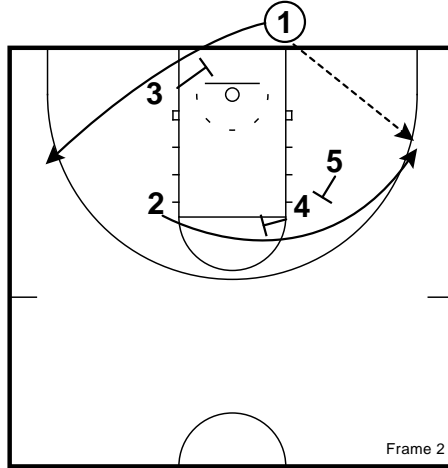
USC - Hammer STS Exit



Box Set with 2 setting hammer screen for 3 (1st option)

5 widens to get in position to stagger for screener

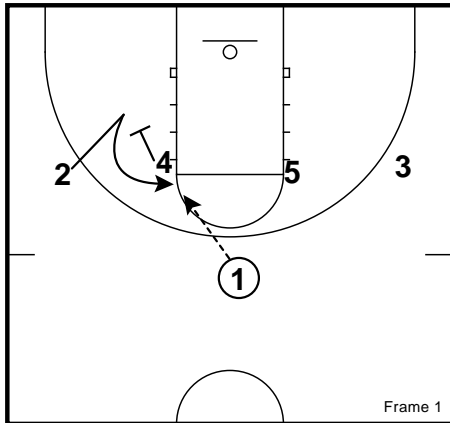
USC - Hammer STS Exit



1st option not there, 3 exits off the stagger from 4 & 5

1 enters on weakside off screen from 3

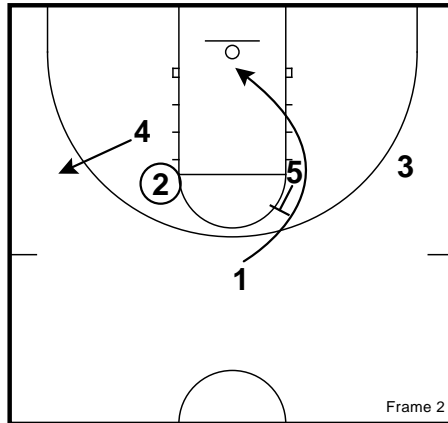
USC - Mid 52 Rub



4 down screen for 2

1 passes to 2

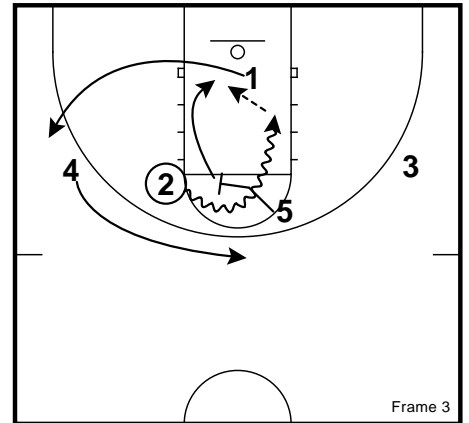
USC - Mid 52 Rub



4 spaces to the wing

5 sets a back screen for 1

USC - Mid 52 Rub



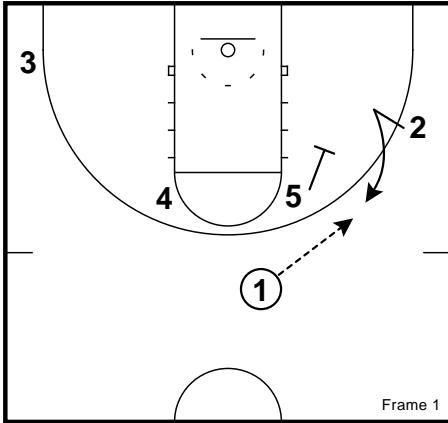
1 spaces to the wing

5 sets a middle ball screen for 2

4 fills the top, behind the ball screen

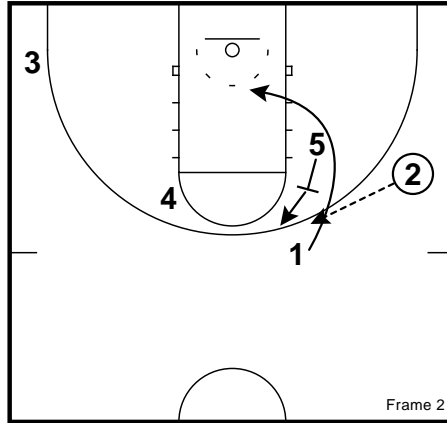
March Madness Playbook

USC - UCLA Flex Option



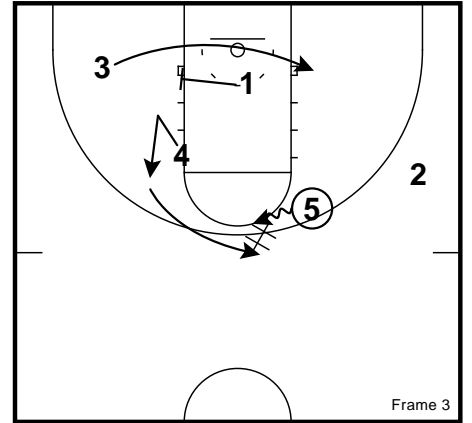
5 sets down-screen for 2. 1 passes to 2.

USC - UCLA Flex Option



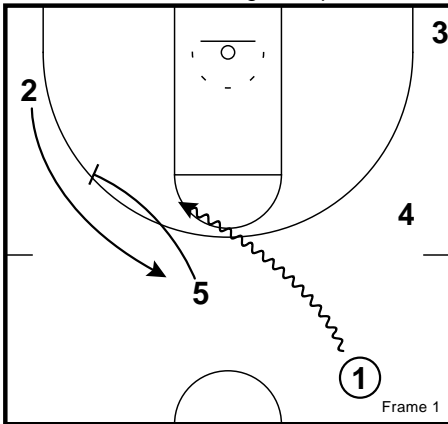
5 sets back-screen for 1. 1 UCLA cuts to the basket. 5 pops out for a catch from 2.

USC - UCLA Flex Option

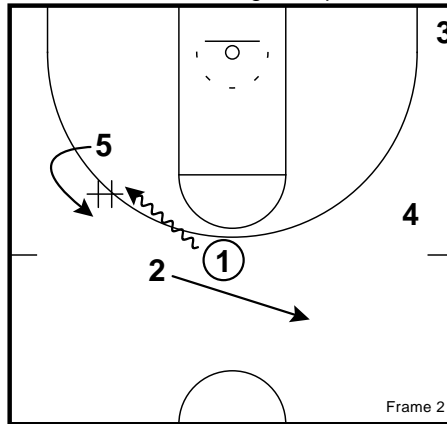


1 sets flex screen for 3. 3 cuts off screen to right block. 4 fakes down-screen for 1. 5 & 4 DHO. 4 stops behind for shot.

Vanderbilt "Chicago Keep Pitch"

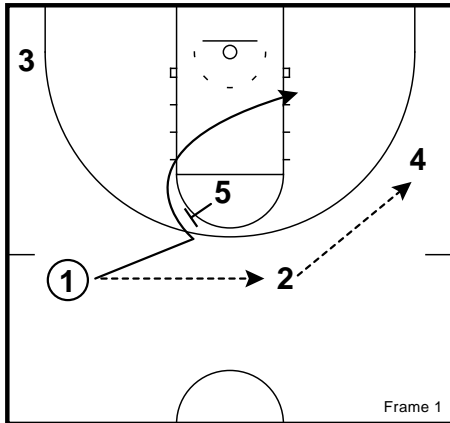


Vanderbilt "Chicago Keep Pitch"



March Madness Playbook

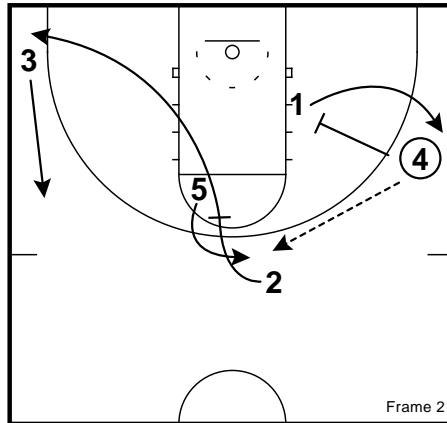
Vanderbilt - PNP Action With SPNR



1 passes to 2 who swings the ball to 4 on the wing

5 steps out and backscreens 1 into the ball screen post

Vanderbilt - PNP Action With SPNR

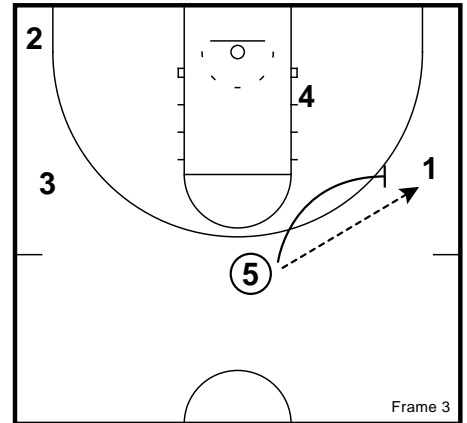


2 runs the screen-the-screener action getting 5 on the quick screen allowing him to pop and shoot off the wing pass from 4 if the look is open

4 down screens for 1 who replaces him on the wing

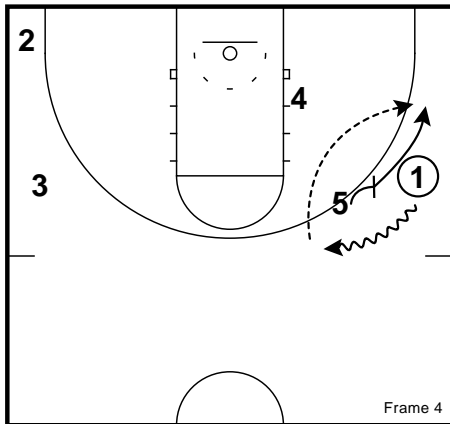
2 cuts out after screening as 3 creates space by lifting to the wing

Vanderbilt - PNP Action With SPNR



If 5 does not have the shot, he passes to 1 on the wing and sprints-to-screen

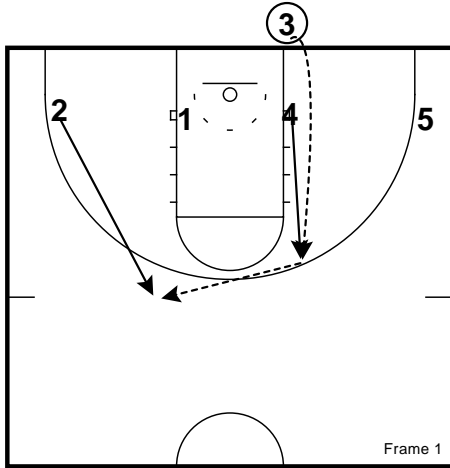
Vanderbilt - PNP Action With SPNR



1 & 5 play PNP on the wing

March Madness Playbook

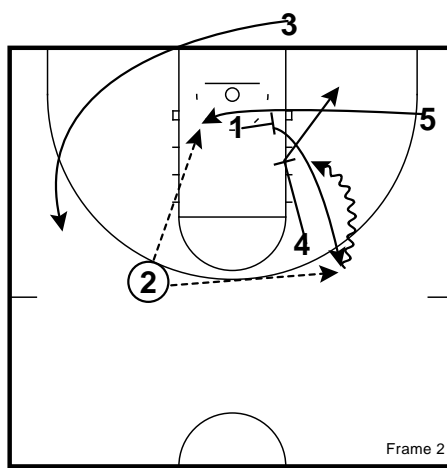
VCU - BLOB "Buck 5"



4 pops to the elbow and receives the pass over the top from 3.

4 sends it to 2 who sprints to the slot from the weakside corner.

VCU - BLOB "Buck 5"



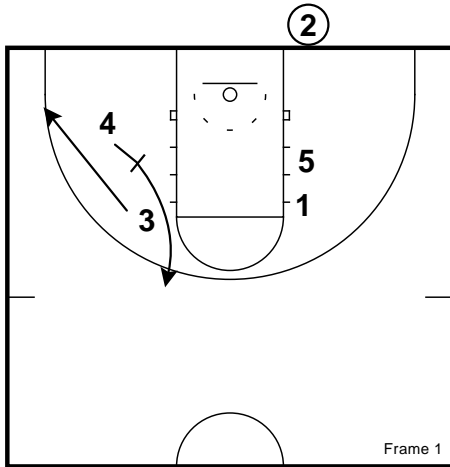
3 clears to the ball side wing.

1 drifts over to set a flex screen for 5 and then receives a flex action downscreen from 4.

2 looks inside for hi-lo to 5 but hits 1 for an iso take to the rim and a bucket.

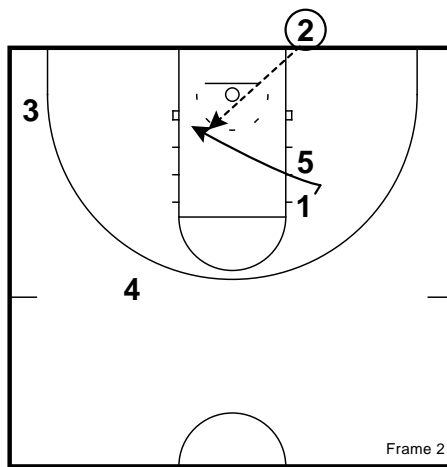
4 posts and then clears to the short corner on the drive.

Villanova - 1 Slip



4 diagonal screens for 3 to the corner

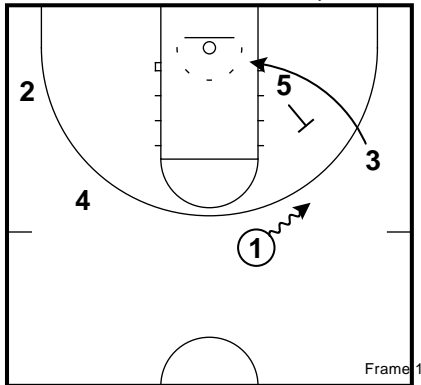
Villanova - 1 Slip



Once that action clears and 4 opens up the lane, 1 takes one step over the stack, then darts for the opposite block for the layup

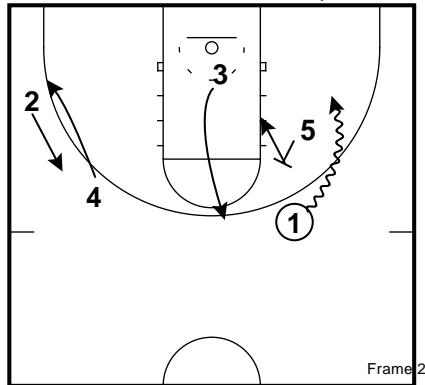
March Madness Playbook

Villanova - 3-Man Up



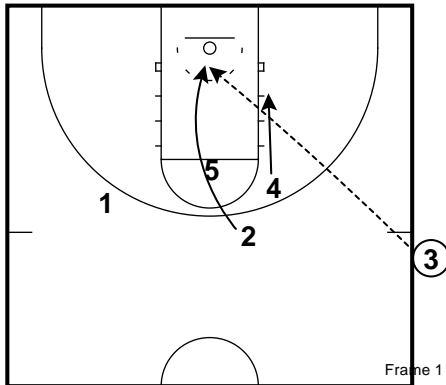
5 back screens for 3

Villanova - 3-Man Up



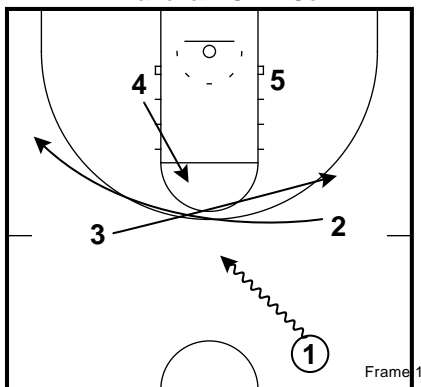
5 then ball screens 1 to the side. 3 replaces as 5 rolls; 4 and 2 exchange weak side to occupy rim help

Villanova - Lob 2



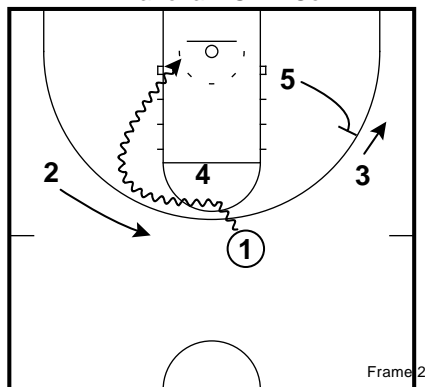
4 drops to the block, 2 curls over 5 into the lob

Villanova - Swirl Go



While 1 dribbles up, 2 and 3 cross around the top of the key while 4 raises to the key.

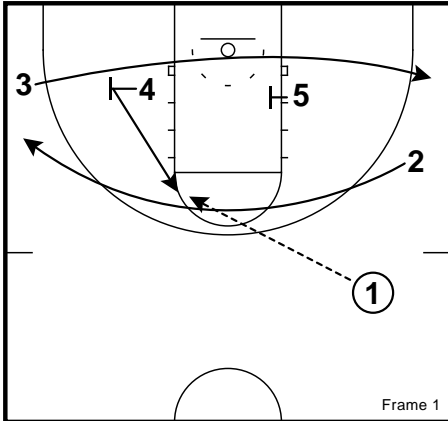
Villanova - Swirl Go



While it initially looks like a ball screen in the middle from 4, 1 dribbles over towards 2 as if it is a dribble handoff. Instead of handing off, 1 keeps it and drives hard to the rim. 5 flares for 3 high on the weak side to take away help from the basket.

March Madness Playbook

Virginia - 5 Shake

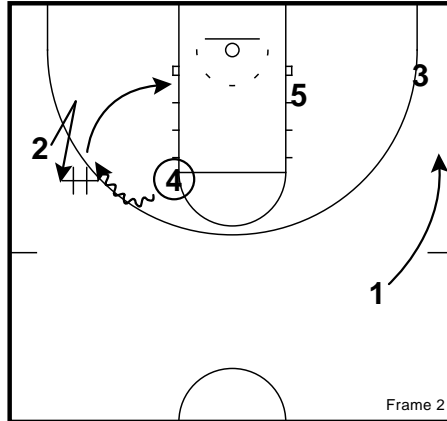


3 runs off the baseline double screen set by 4 & 5

2 Iverson cuts over the top to the weak side

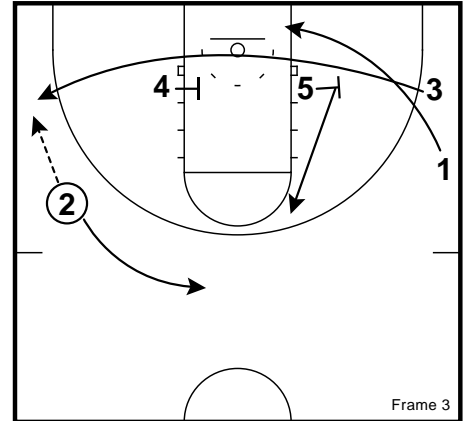
4 flashes to the elbow and receives the pass from 1

Virginia - 5 Shake



4 enters into a DHO with 2 on the wing and then drops down to the Post

Virginia - 5 Shake

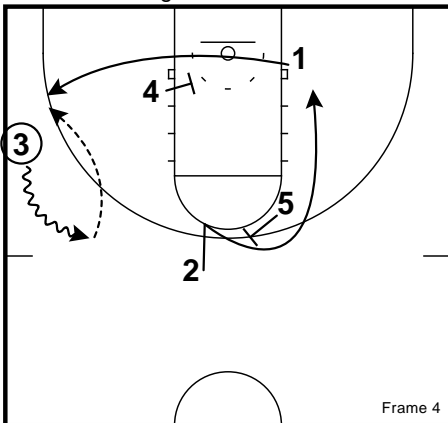


2 passes to 3 running back off the baseline double to the ball side corner

1 moves down to the baseline setting up the next action

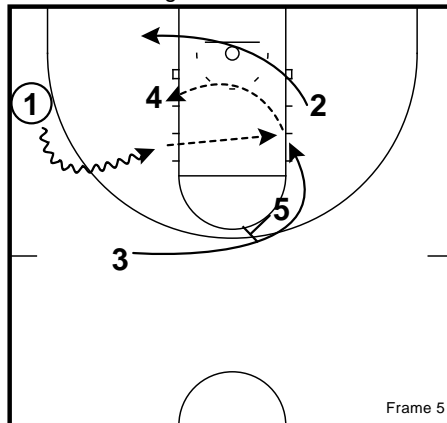
2 relocates after passing

Virginia - 5 Shake



5 steps up to flare/back screen 2 as 1 comes off the single baseline screen and catches the pass from 3

Virginia - 5 Shake



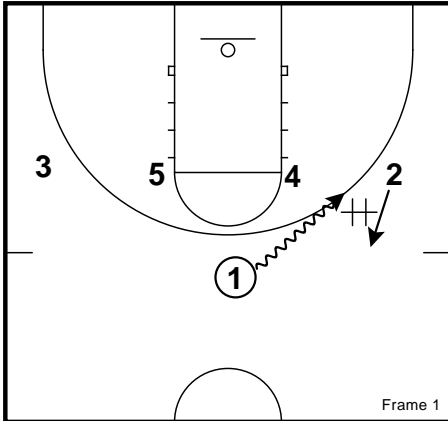
1 dribbles out of the corner and attacks the paint as 2 cuts under the defense on the baseline

3 runs off the elbow screen set by 5 and receives the perfect pass.

3 passes to 4 at the ring

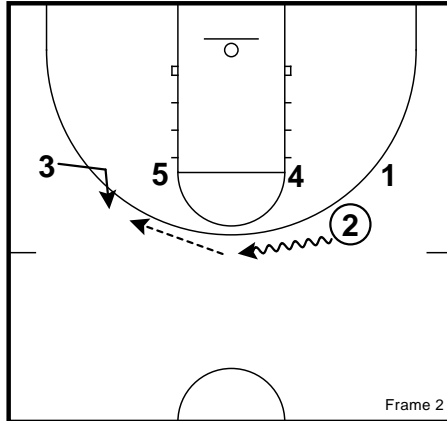
March Madness Playbook

Virginia Tech - 1-4 High Curl Post Iso



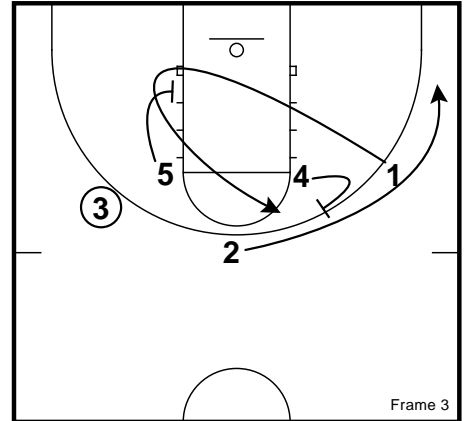
1 dribble hand off to 2

Virginia Tech - 1-4 High Curl Post Iso



2 dribbles to the top, passes to 3

Virginia Tech - 1-4 High Curl Post Iso

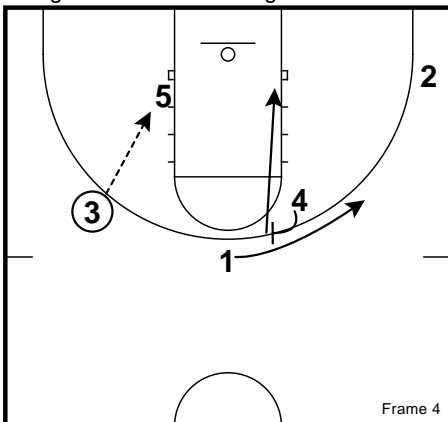


1 curls off of a baseline screen from 5

4 sets a flare screen for 2

*** Flare screen eliminates weak side help

Virginia Tech - 1-4 High Curl Post Iso

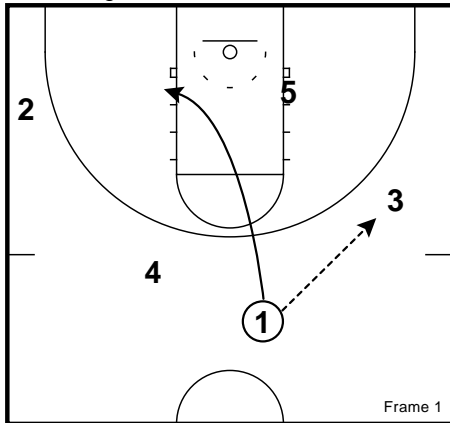


5 is isolated in the post.

On the post feed, 4 flares for 1, and dives.

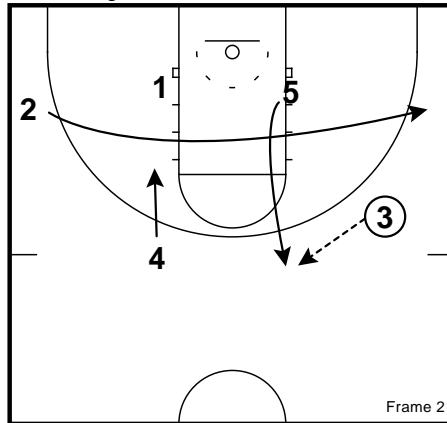
March Madness Playbook

Virginia Tech - Reverse DHO



1 passes to 3 and cuts to the rim.

Virginia Tech - Reverse DHO

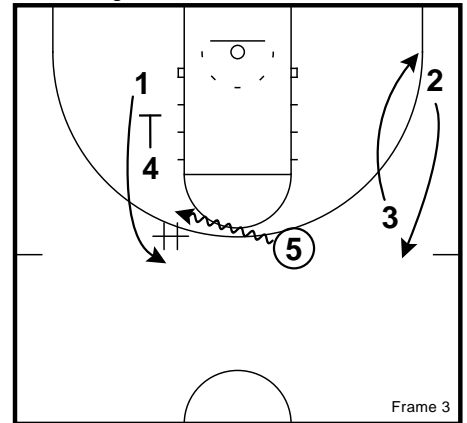


2 cuts to the ball side corner.

5 follows 2's cut to pop up top for the pass from 3.

4 cuts down to the block area.

Virginia Tech - Reverse DHO

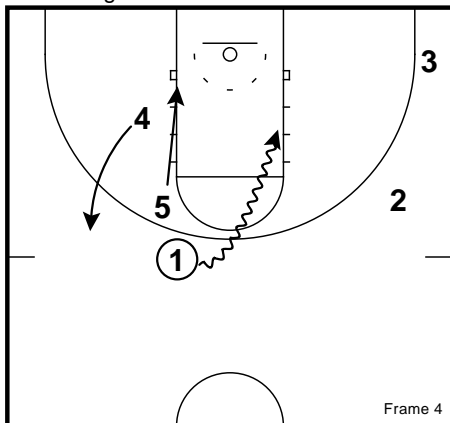


4 screens for 1.

5 makes a dribble hand off with 1.

3 & 2 exchange.

Virginia Tech - Reverse DHO



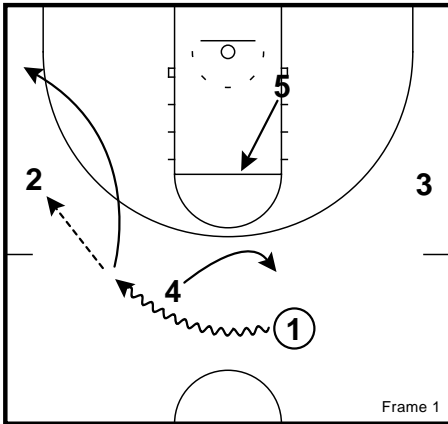
1 turns the corner.

5 rolls to the basket.

4 fills behind.

March Madness Playbook

Virginia Tech - Reverse Double Ball Screen

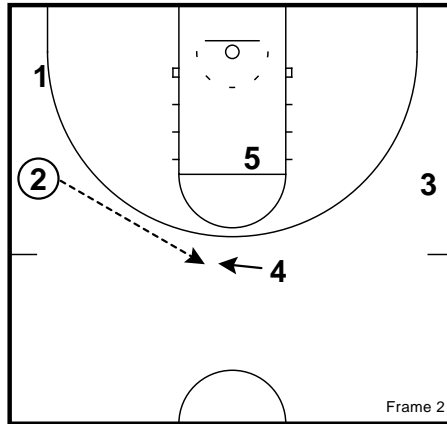


1 dribbles at 4 who circle replaces.

1 passes to 2 on the wing.

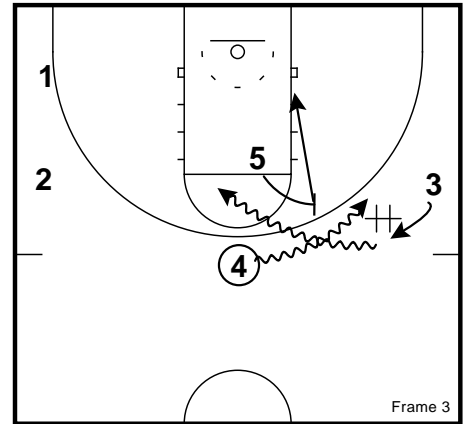
5 flashes to the high post.

Virginia Tech - Reverse Double Ball Screen



2 passes to 4.

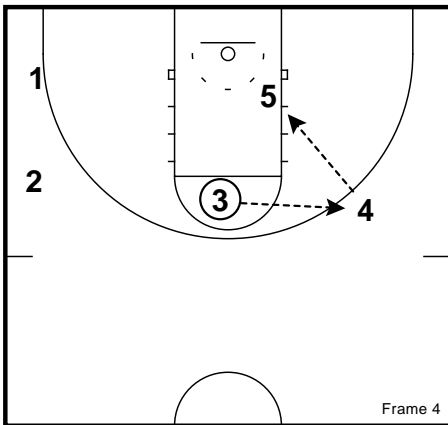
Virginia Tech - Reverse Double Ball Screen



4 dribble handoffs with 3.

5 follows for a ball screen for 3.

Virginia Tech - Reverse Double Ball Screen



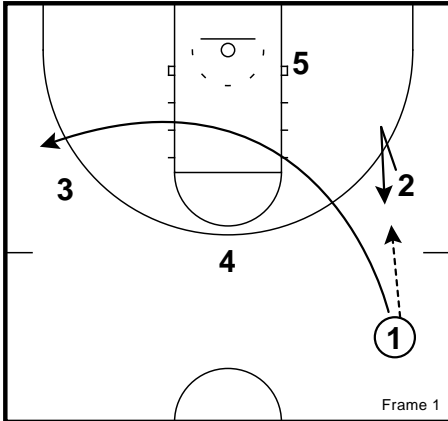
If 3 can't get his own shot or hit 5 on the roll, 4 fills behind.

3 passes to 4.

4 looks inside to 5 for the postup.

March Madness Playbook

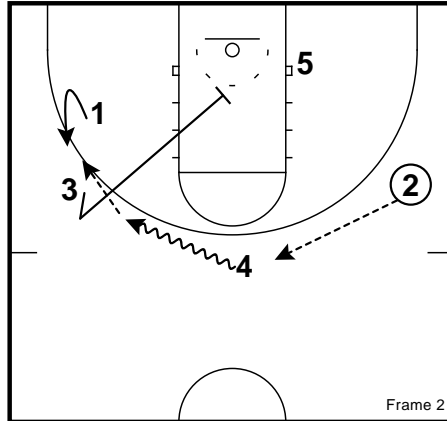
Wake Forest - Fake Cross Lob



2 v-cuts to get open.

1 shallow cuts.

Wake Forest - Fake Cross Lob

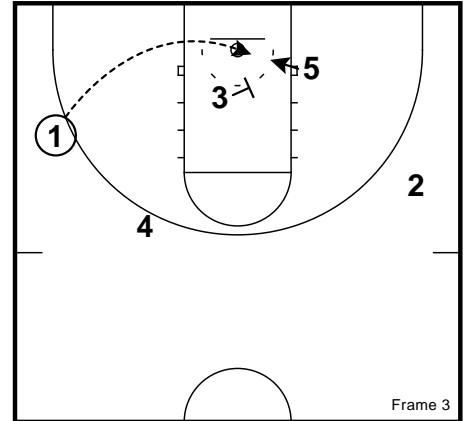


2 passes to 4.

4 dribbles at 3 who backdoor cuts.

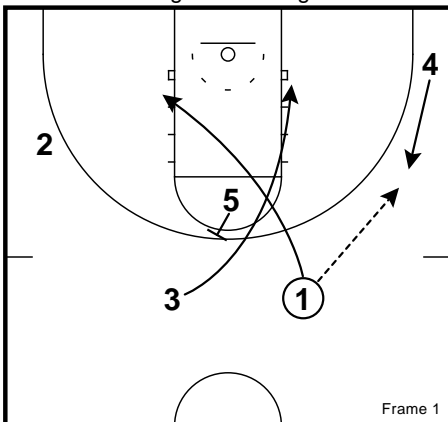
4 passes to 1.

Wake Forest - Fake Cross Lob



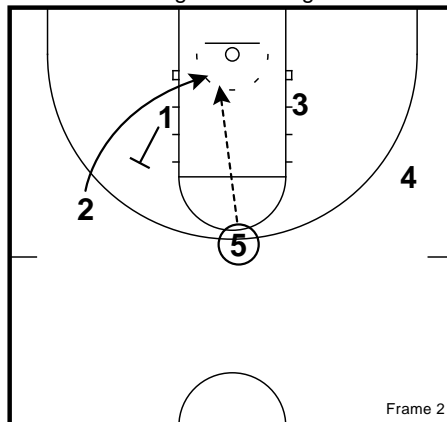
If the defense anticipates the cross screen and wants to switch, 1 throws lob to 5.

West Virginia - 2 High Flex



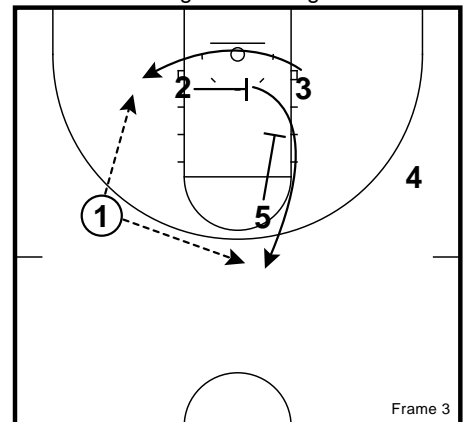
1 passes to 4. 1 & 3 scissor cut off of 5.

West Virginia - 2 High Flex



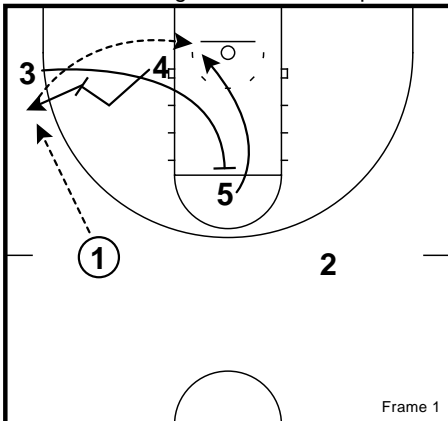
1 sets back-screen for 2. 2 back cuts to the basket. 5 looks to throw over the top to 2.

West Virginia - 2 High Flex



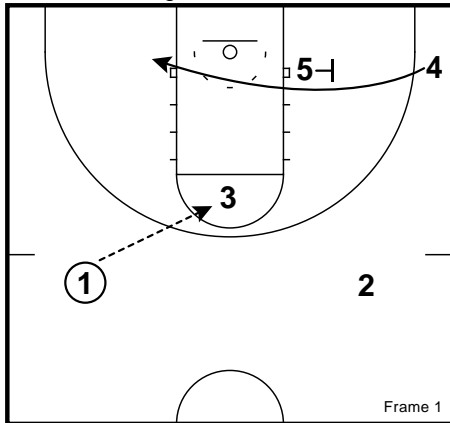
2 sets flex screen for 3. 5 sets down screen for 3. 3 has option.

West Virginia - Corner Rip



March Madness Playbook

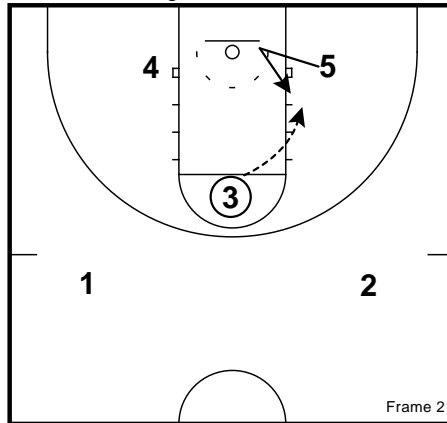
West Virginia - Flex Duck-In



1/3 entry pass

5/4 flex screen

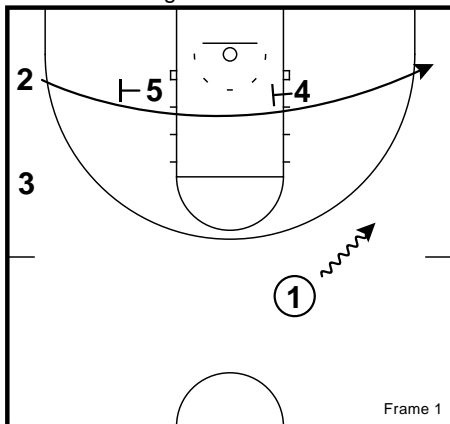
West Virginia - Flex Duck-In



5 duck in hard after 4 clears screen

3/5 post feed

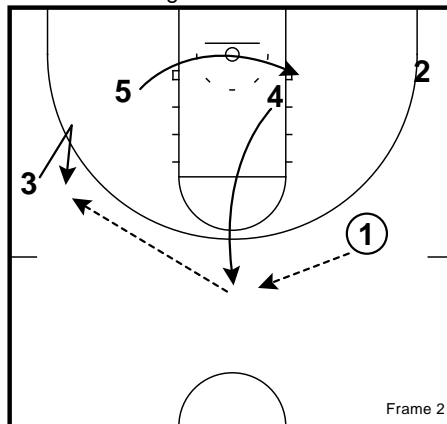
West Virginia - Flex Duck-In



1 initiates the set with the dribble action

2 cuts off the baseline double stagger from 5 & 4 to the ball side corner

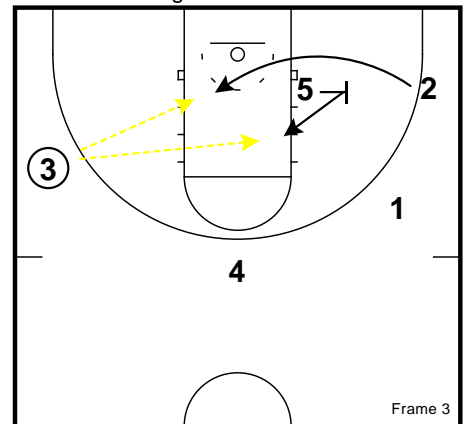
West Virginia - Flex Duck-In



4 cuts to the TOK as 5 cuts to the ball side post and receives the pass from 1

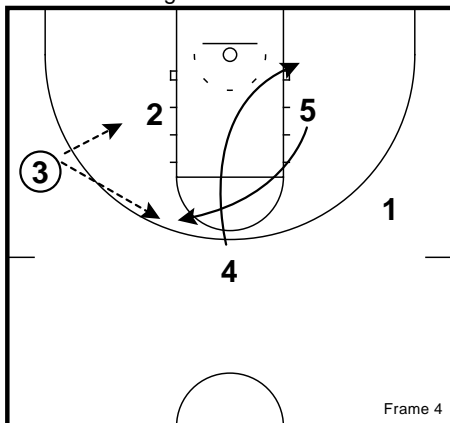
4 passes to 3 on the wing

West Virginia - Flex Duck-In



5 sets the flex screen for 2 who cuts ball side post & 5 tries to duck-in hard looking for a quick pass

West Virginia - Flex Duck-In

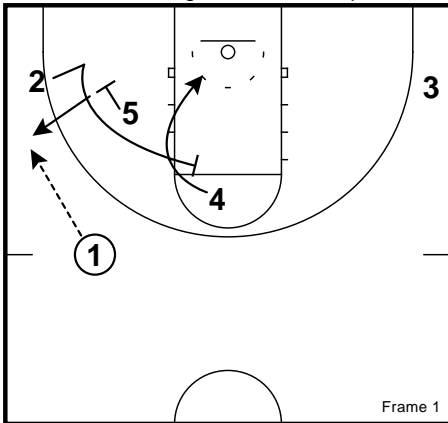


3 can hit 2 in the post

4 & 5 exchange as 5 flashes to the ball side elbow looking for a shot

March Madness Playbook

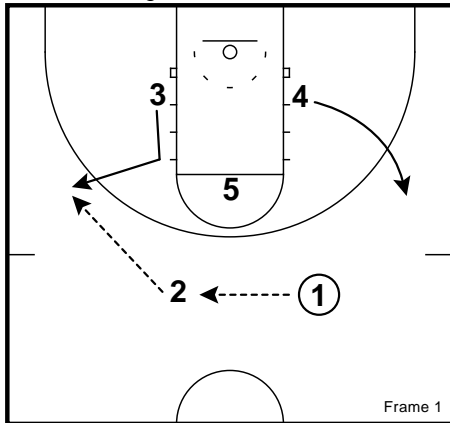
West Virginia - Point Rip



5 sets down-screen for 2. 2 sets back-screen for 5. 5 pops out for a catch from 1. 4 cuts to the basket. 5 lobs to 4.

March Madness Playbook

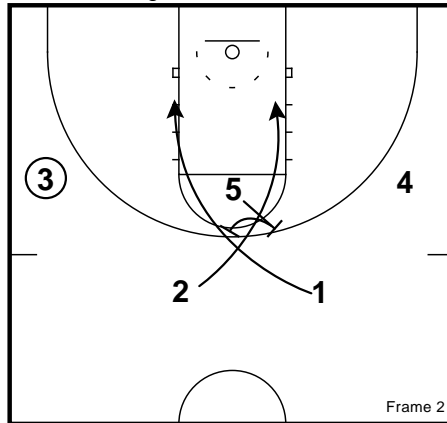
West Virginia - Princeton Action



1 passes to 2 who passes onto the wing where 3 is lifting off the block to get free.

4 pops to the weak side wing

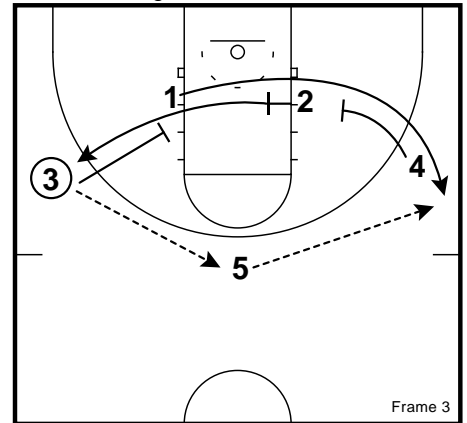
West Virginia - Princeton Action



5 first moves to set the back screen for 1 who cuts off the screen into the lane

5 then turns and sets the second screen for 2 who cuts to the opposite block

West Virginia - Princeton Action

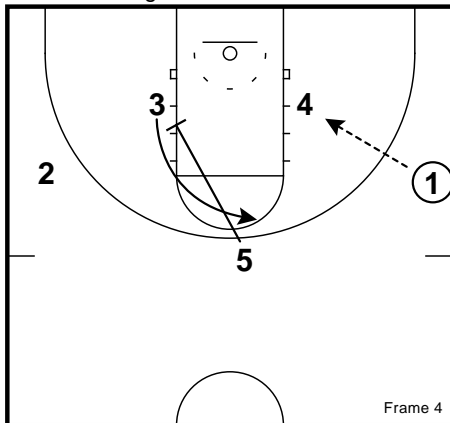


5 pops after screening and receives the pass from 3

1 runs off the double stagger action set by 2 & 4 and receives the pass from 5

2 runs off the single screen set by 3 on the weak side

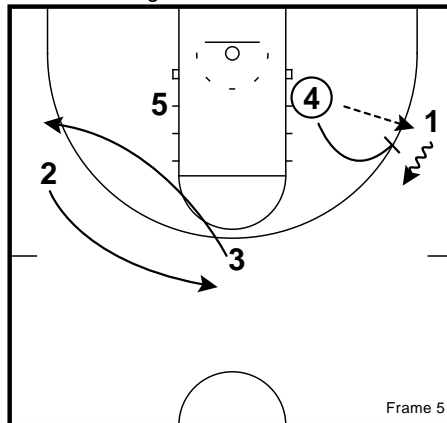
West Virginia - Princeton Action



5 has the option to screen down for 3 who flashes to the FT Line

1 throws the ball into 4 in the post

West Virginia - Princeton Action



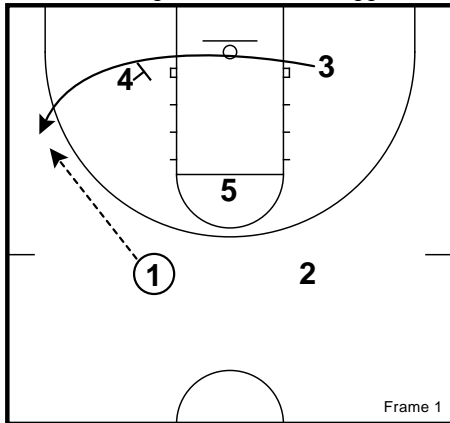
4 passes back out to 1 and follows into a corner ball screen

2 lifts to the TOK as 3 cuts to the wing

1 took the shot behind the screen in this action

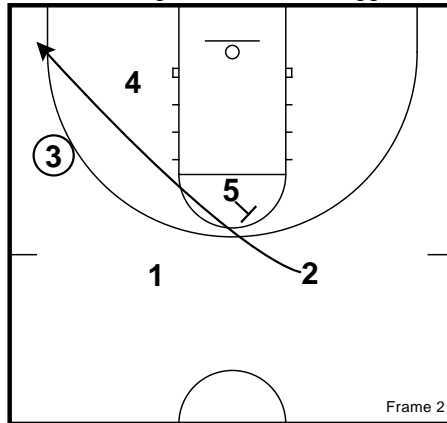
March Madness Playbook

West Virginia - Shuffle Stagger



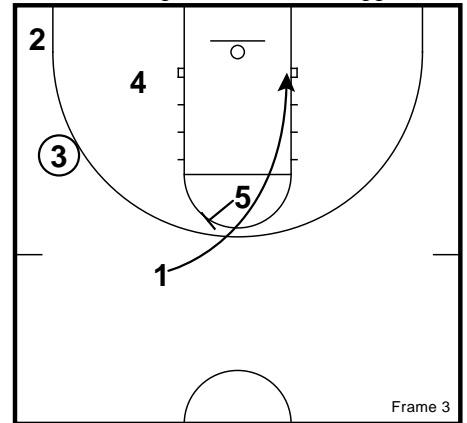
4 screens 3, to get open on the opposite wing.

West Virginia - Shuffle Stagger



5 screens 2 for a shuffle cut to the corner.

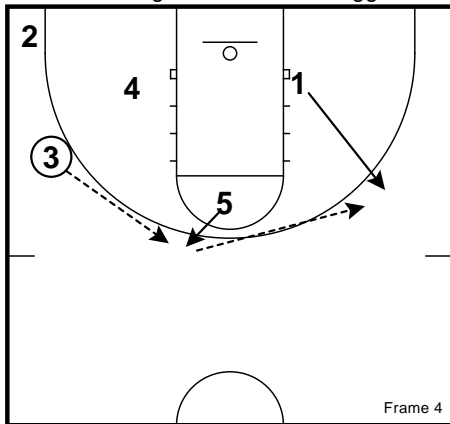
West Virginia - Shuffle Stagger



5 sets a back screen for 1

*** Previous shuffle cut empties the weak side.

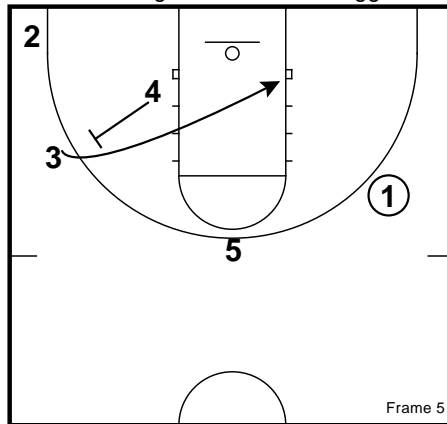
West Virginia - Shuffle Stagger



5 pops to get a catch

1 pops to the wing, to get the reversal pass from 5.

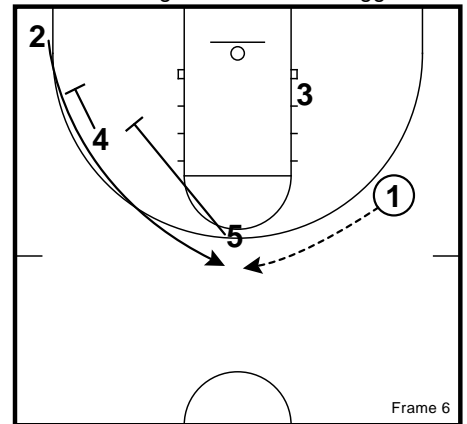
West Virginia - Shuffle Stagger



4 sets a screen for 3.

3 Shuffle cuts into a post up on the block.

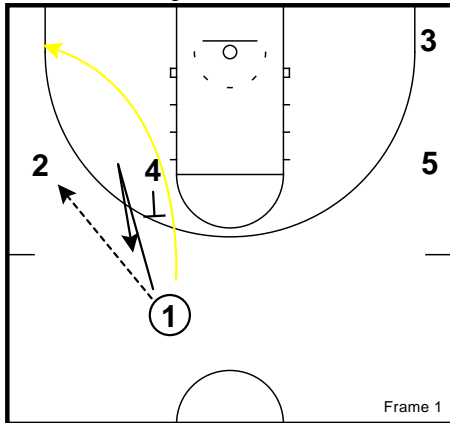
West Virginia - Shuffle Stagger



4 and 5 set a double stagger screen for 2.

March Madness Playbook

West Virginia - SPNP Action

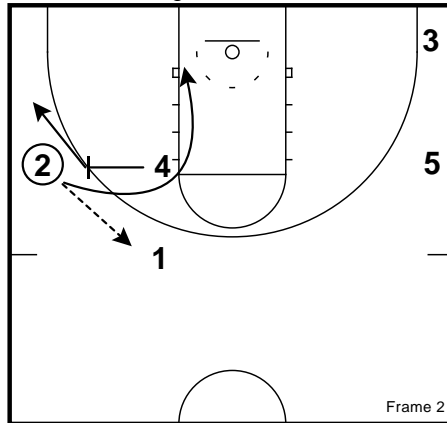


1 passes to 2 and looks to cut off the UCLA elbow screen set by 4

1 reads the defender going under and pops back hard

1 also has the option to cut ball side corner off the UCLA screen

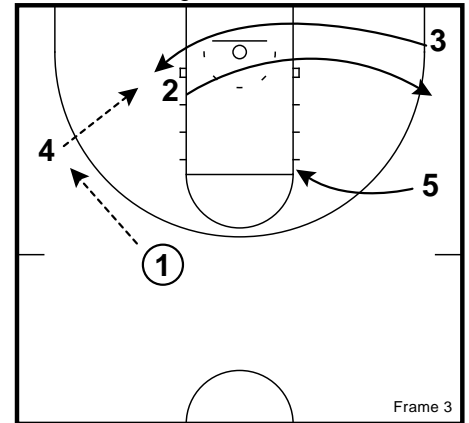
West Virginia - SPNP Action



2 passes back to 1 and cuts over the top into the lane off a side screen from 4

4 pops after screening

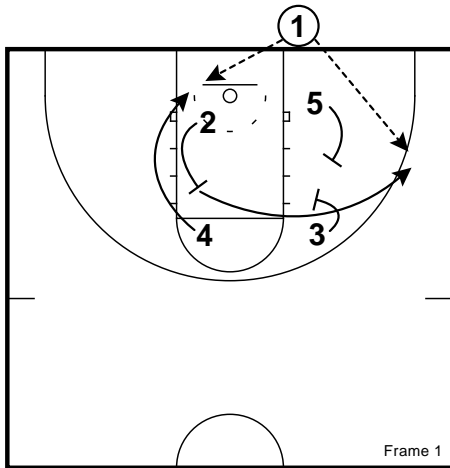
West Virginia - SPNP Action



2 cuts out of the post to the weak side as 3 cuts into the ball side post to receive the pass from 4

5 flashes to the elbow

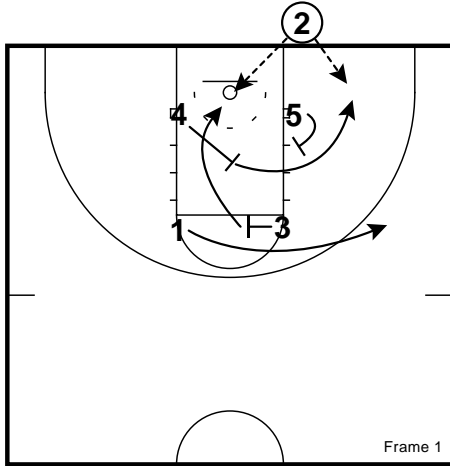
Wichita State - BLOB Back Stagger



2 sets back-screen for 4. 4 cuts to basket. 3 & 5 set stagger screen for 2. 2 cuts to wing. 1 has option of lob to 4 or pass to 2 for shot.

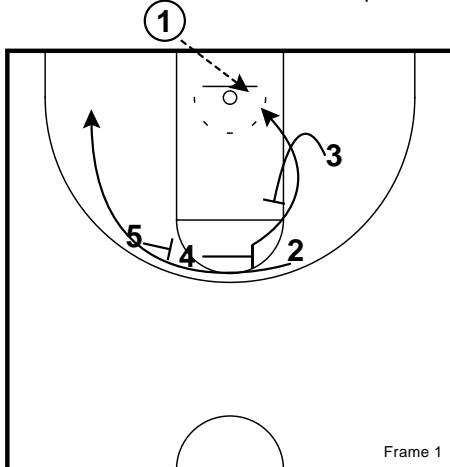
March Madness Playbook

Wichita State - BLOB Box STS

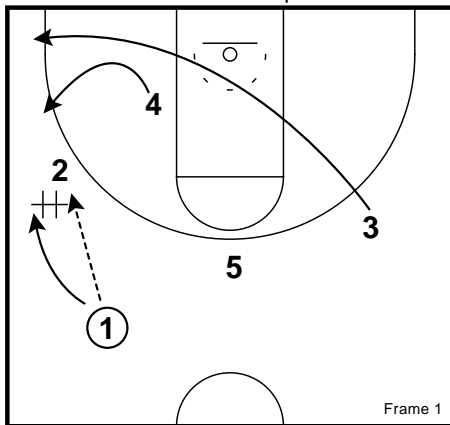


3 screens in for 1. 4 sets back-screen for 3. 3 cuts to the basket. 5 screens for 4. 4 cuts to the short corner. 2 has option of passing to 3 or 4.

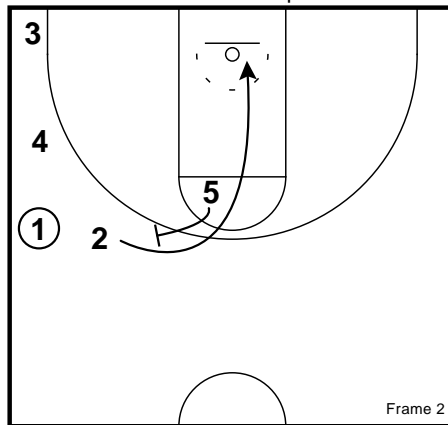
Wichita State - BOB - Weak Option



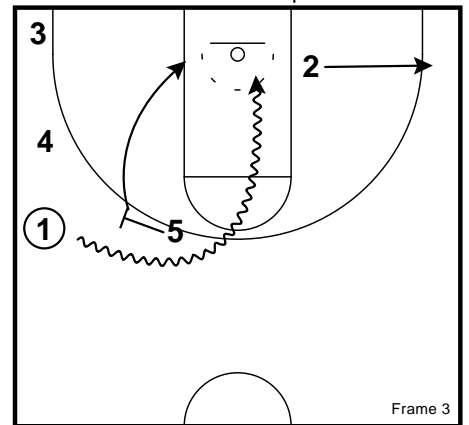
Wichita State - Flip Chase



Wichita State - Flip Chase

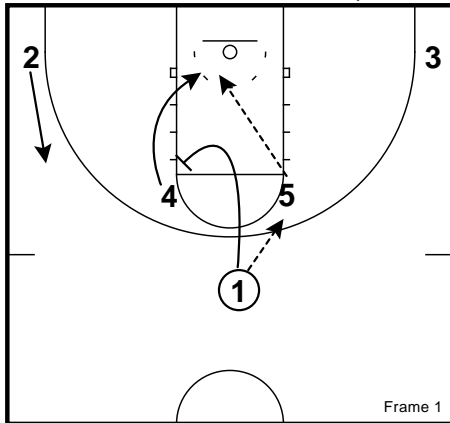


Wichita State - Flip Chase



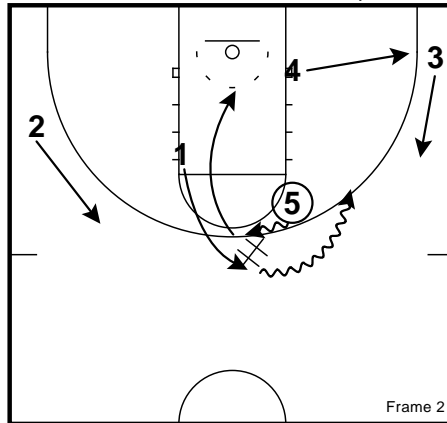
March Madness Playbook

Wichita State - Horns Rip



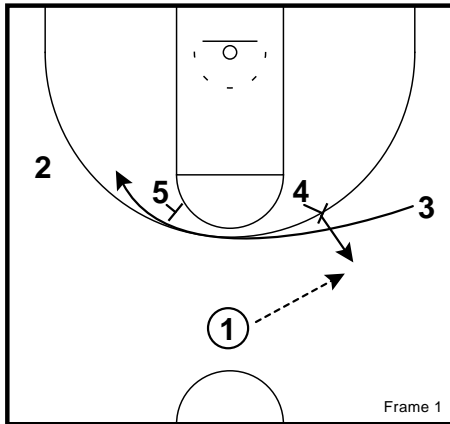
1 passes to 5. 1 cuts towards basket then sets back-screen for 4. 4 cuts to the basket. 5 lobs to 4.

Wichita State - Horns Rip

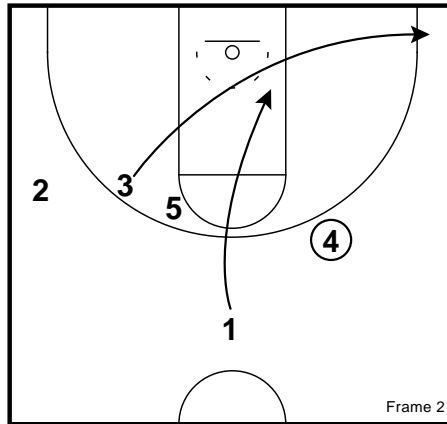


5 & 1 DHO. 2 shakes behind as 5 rolls to the basket creating single side tag. 1 has option of passing to 5 or 2.

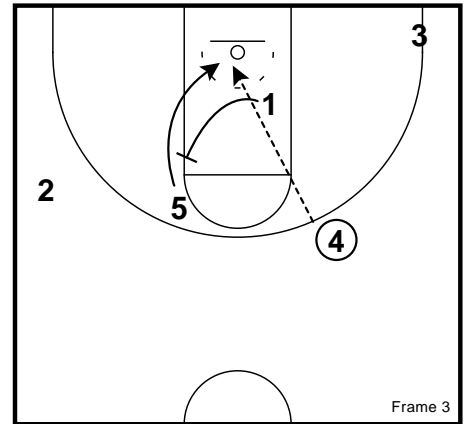
Wichita State - Lob



Wichita State - Lob

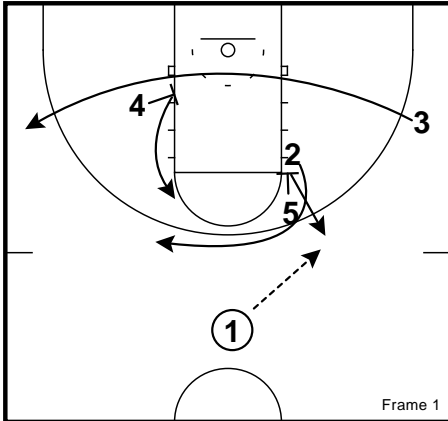


Wichita State - Lob



March Madness Playbook

Wichita State - Lob Play

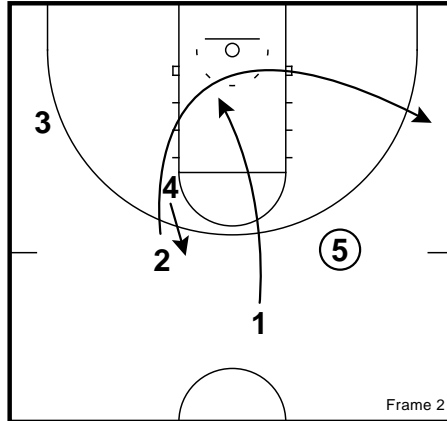


3 clears the wing on the strong side cutting to the weak side off the low screen from 4 (#0 Kelly)

5 sets a screen at the FT Line for 2 who curls off the screen to the lane line extended just above the TOK.

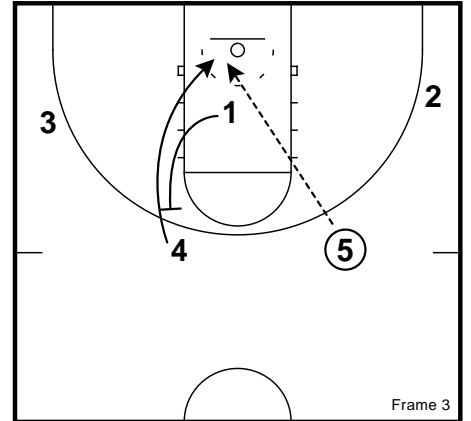
1 passes to 5 flashing back behind the 3 pt line after screening

Wichita State - Lob Play



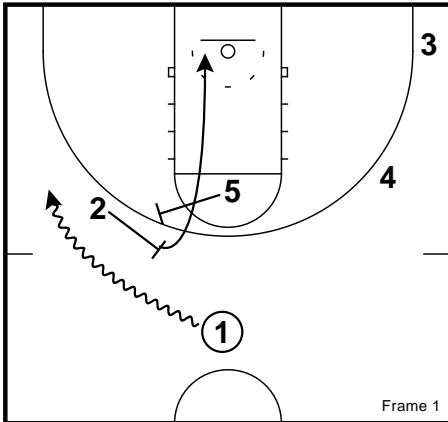
1 cuts down the middle of the lane as 2 rub cuts off 4 to the strong side

Wichita State - Lob Play



1 steps up to set a back screen on x4 as 4 goes to the ring for the lob pass from 5

Wichita State - Ray Single

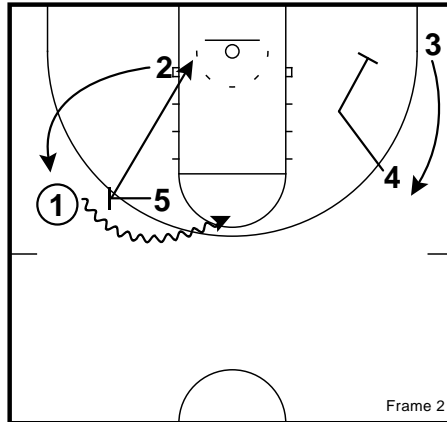


2/1 ball screen

5/2 flare

2 curl to rim if not open off the flare

Wichita State - Ray Single



5/1 wing ball screen

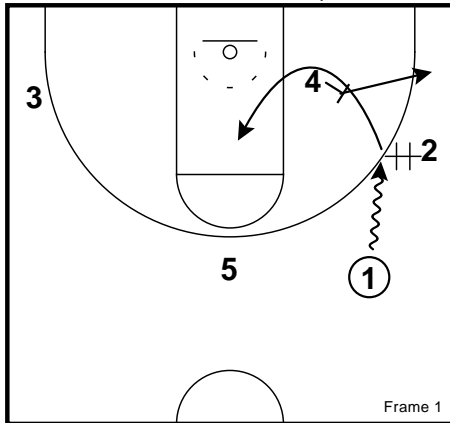
5 roll and 2 fill up to create single side bump

1 attack off PNR

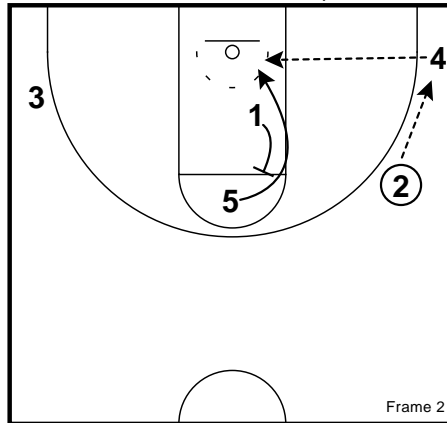
4/3 pin down

March Madness Playbook

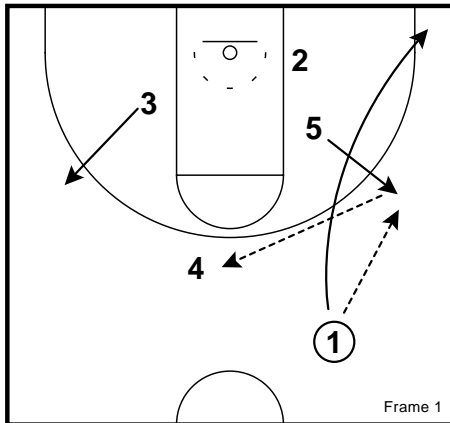
Wichita State - Rip



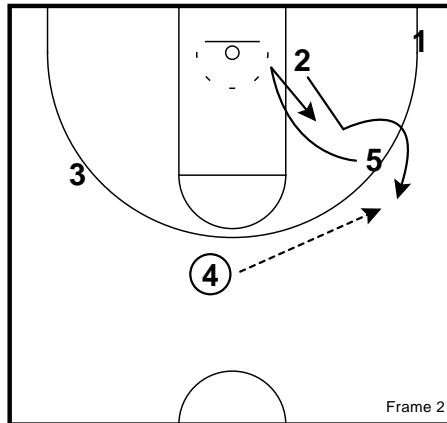
Wichita State - Rip



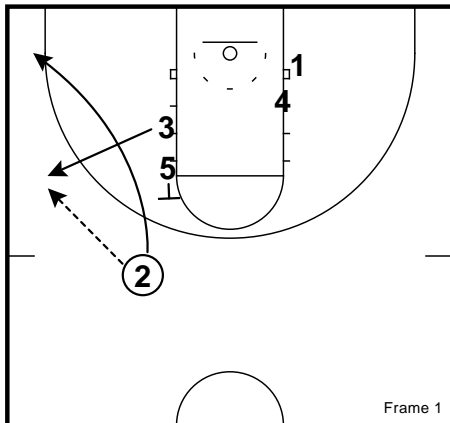
Wichita State - Slice Duck



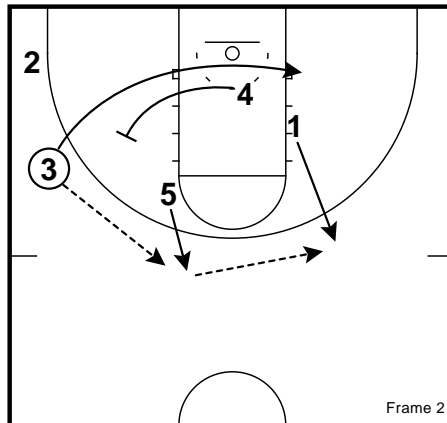
Wichita State - Slice Duck



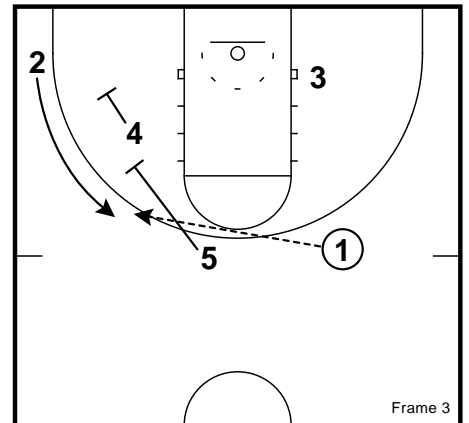
Wichita State - UCLA Motion



Wichita State - UCLA Motion



Wichita State - UCLA Motion



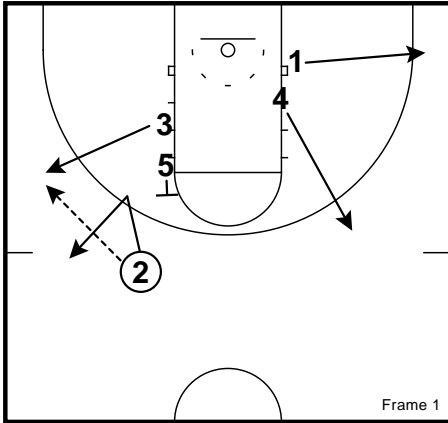
3 pops out to the wing for a catch. 2 passes to 3. 5 sets brush screen for 2. 2 UCLA cuts to the corner.

5 pops out for a catch. 3 passes to 5. 4 sets rip screen for 2. 3 slice cuts to the block. 5 passes to 1. 1 looks to feed 3 the ball in the post.

4 & 5 set stagger screen for 2. 2 cuts up to wing. 1 passes to 2 for shot.

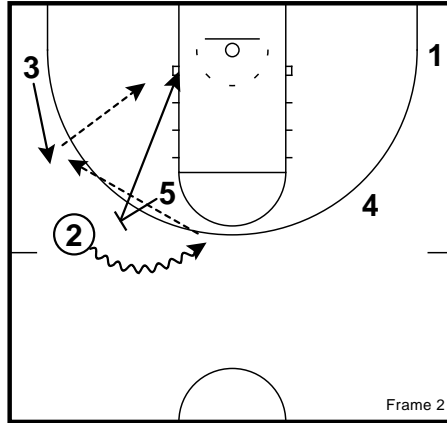
March Madness Playbook

Wichita State - UCLA Motion Reject



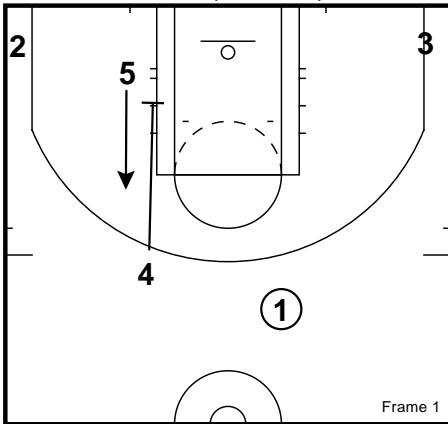
3 pops out to the wing for a catch. 2 passes to 3. 5 sets brush screen for 2. 2 rejects screen and pops back for a catch from 3.

Wichita State - UCLA Motion Reject



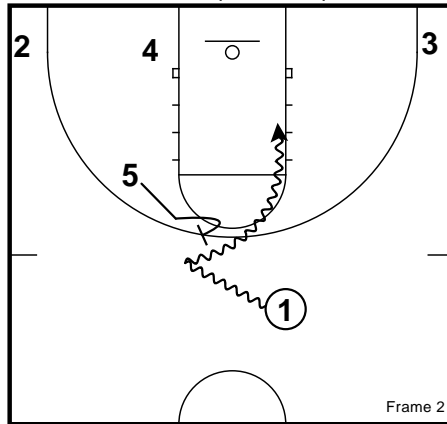
5 sets a ball-screen for 2. 3 shakes behind 5's roll. 2 pass to 3. 3 passes to 5.

Winthrop - 45 Flip



4 sets a zipper screen for 5.

Winthrop - 45 Flip

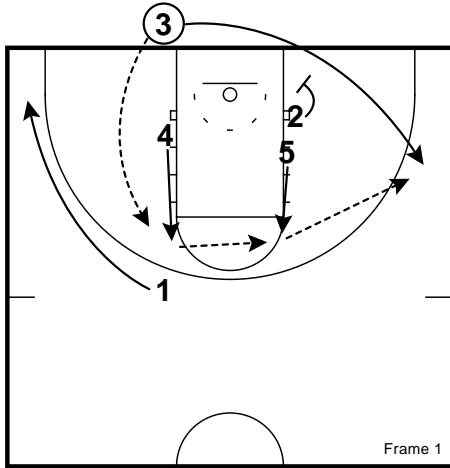


As 5 approaches 1 to set the ball screen, it turns into a "FLIP BALL SCREEN."

Flip Ball screen = Approach from one side, but FLIP the angle.

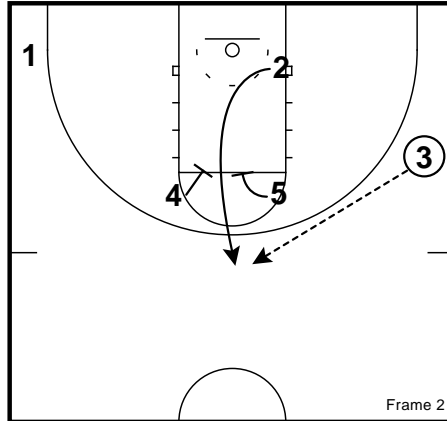
March Madness Playbook

Winthrop - BLOB Elevator



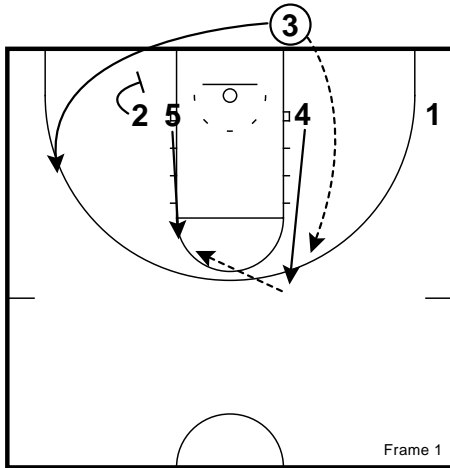
4 cuts high to the elbow. 3 passes to 4. 5 cuts to the elbow. 4 passes to 5. 2 brushes 3's defender. 3 cuts to wing. 5 passes to 3.

Winthrop - BLOB Elevator



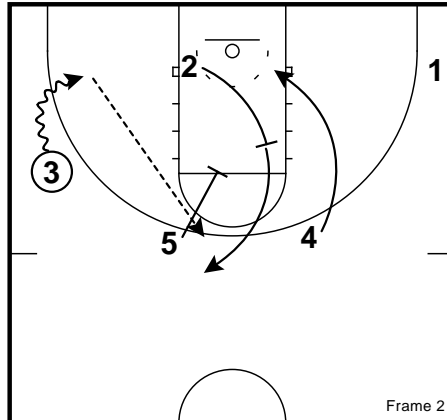
4 & 5 set elevator screen for 2. 2 cuts to top. 3 passes to 2 for shot. 4 passes to 5.

Winthrop - BLOB Flat STS



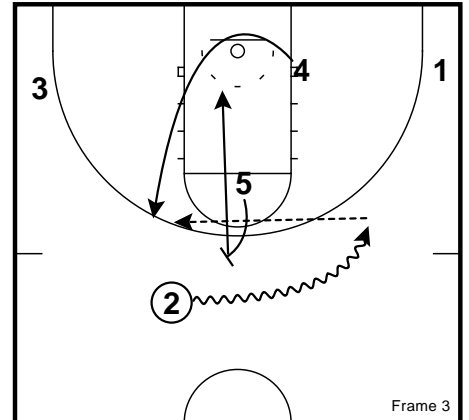
4 cuts high to the elbow. 3 passes to 4. 4 passes to 5. 2 brushes 3's man. 3 cuts to the wing. 5 passes to 3.

Winthrop - BLOB Flat STS



2 sets back-screen for 4. 5 screens down for 2. 3 drives baseline and passes to 2. 4 passes to 5.

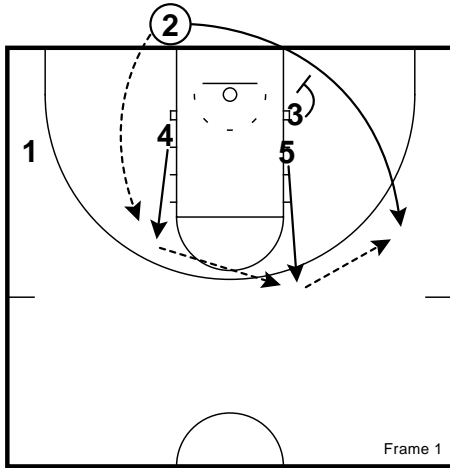
Winthrop - BLOB Flat STS



5 sets a ball-screen for 2. 2 dribbles off screen. 5 rolls to the basket and 4 replaces. 2 passes to 4 against hedge. 4 passes to 5.

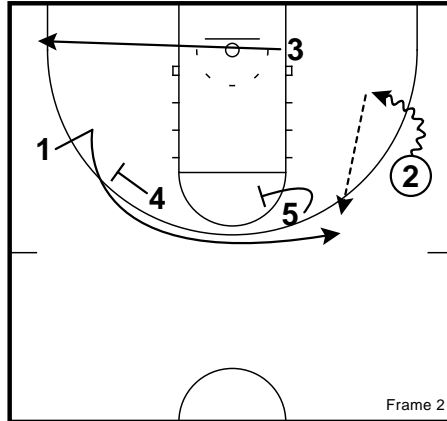
March Madness Playbook

Winthrop - BLOB Stagger Comeback



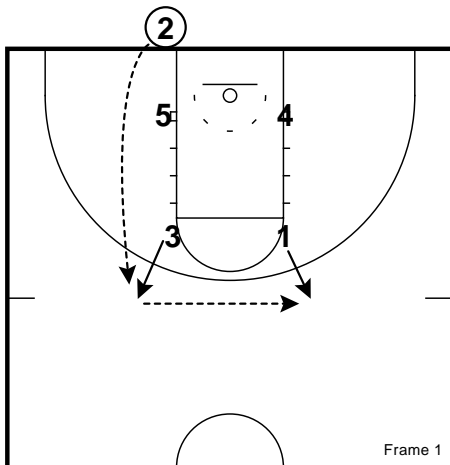
4 cuts high to the elbow. 2 passes to 4. 5 cuts to elbow extended. 4 passes to 5. 3 sets brush screen for 2. 2 cuts to wing. 5 reverses to 2.

Winthrop - BLOB Stagger Comeback



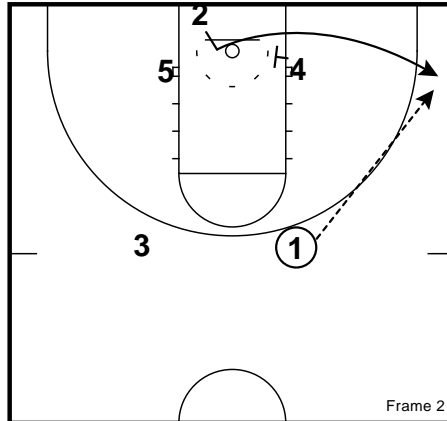
5 fakes ball-screen for 2 then turns to screen for 1. 4 & 5 set stagger screen for 1. 1 cuts to the ball. 2 drives baseline and passes to 1.

Wisconsin - BLOB Baseline Screen



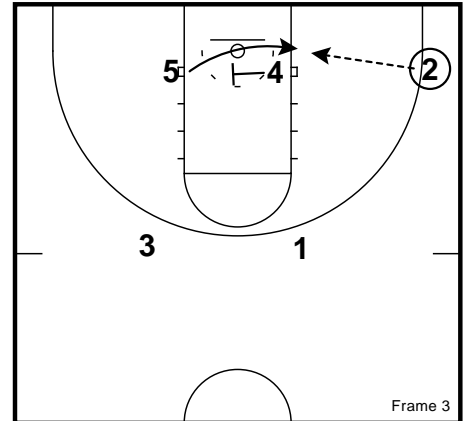
3 pops out to receive the pass from 2.
1 pops out to receive the pass from 3.

Wisconsin - BLOB Baseline Screen



4 sets a baseline screen for 2.
1 passes to 2 in the corner for a shot.

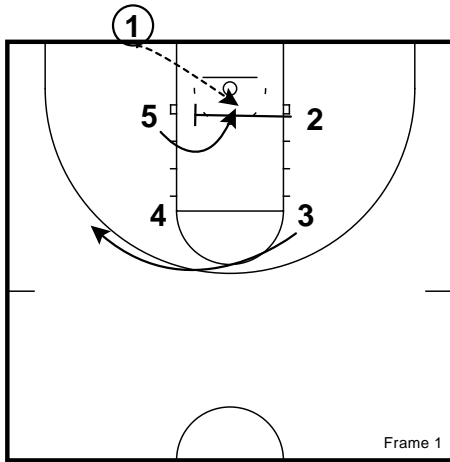
Wisconsin - BLOB Baseline Screen



If 2 doesn't have the shot, 4 screens across for 5.
2 passes to 5 in the post.

March Madness Playbook

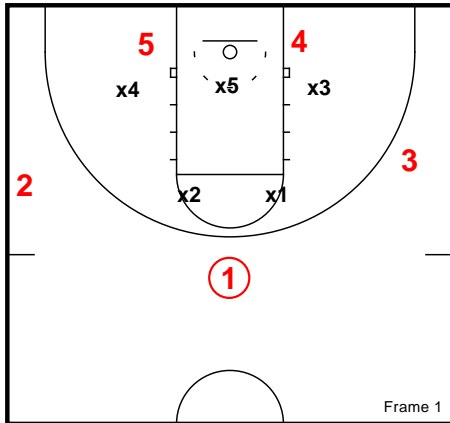
Wisconsin - Box 5 Lob



2 sets a cross screen for 5 to the lob. 3 curls over the top and high early to make sure there's room back-side

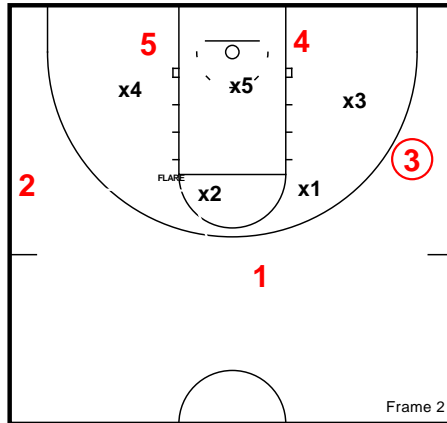
March Madness Playbook

Wisconsin - Flare Reverse



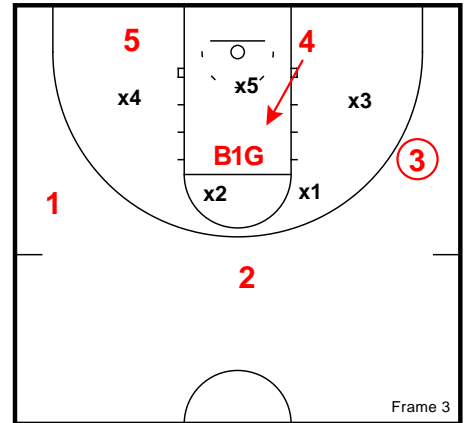
Typical 3-Out/2-In setup versus 2-3 zone.
Pass goes off the top to the wing

Wisconsin - Flare Reverse



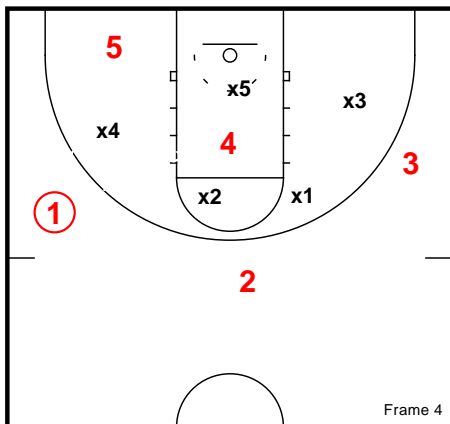
Wing opposite the ball flare screens then replaces the top
Use the flare screen to fill the opposite wing

Wisconsin - Flare Reverse



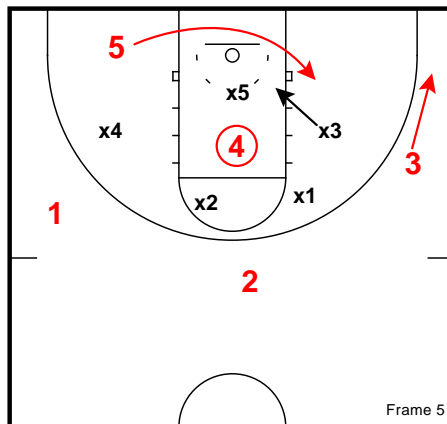
Ball reverses quickly as opposite post player flashes to the LOGO area

Wisconsin - Flare Reverse



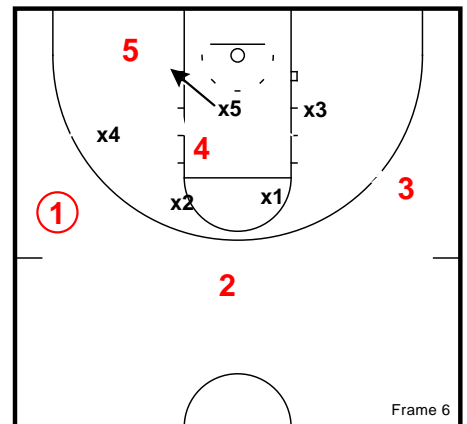
1 may now enter to high post (4) or porch (5)

Wisconsin - Flare Reverse



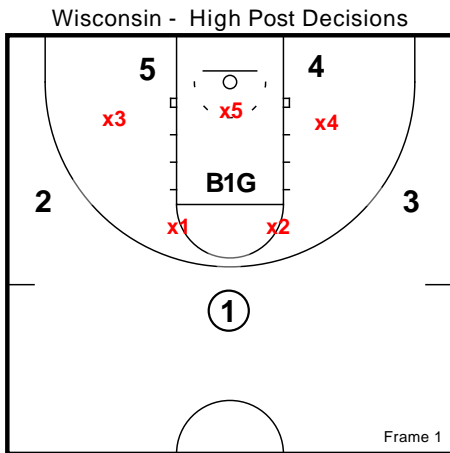
If the ball goes into high post, the reads are:
1. Shot
2. High-Low to 5
3. Weakside fan to player flooding the baseline

Wisconsin - Flare Reverse



If the ball goes into 5 in the porch he/she has shot, or interior pass to 4
3 cuts to the "45" for a possible skip

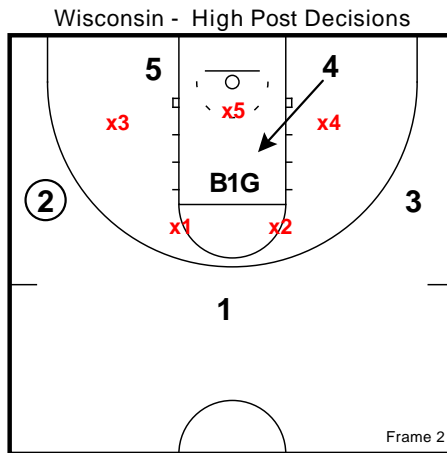
March Madness Playbook



Wisconsin's initial setup: "Perfect Triangles"

Offensive players are positioned at the apex of a perfect triangle between two pieces of the zone

"The geometry of the game."

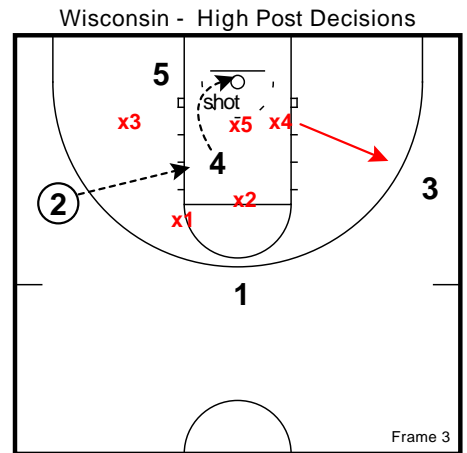


vs. 2-3

Player opposite the ball (4) flashes to interior of the zone

Find a pocket of space around the LOGO area and settle in.

"Lurk"

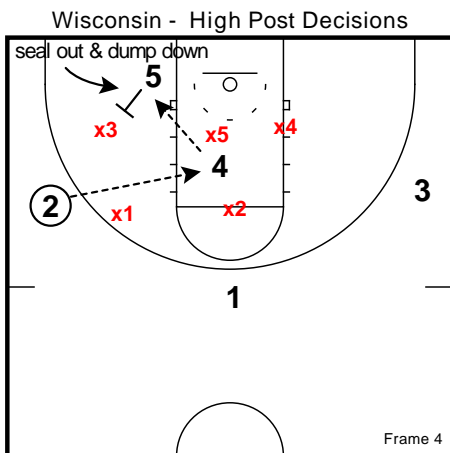


Shot - First Read

Look to shoot on the catch

Catch prepared to shoot before X5 steps up to contest

"You are never more open than when you first catch the ball"

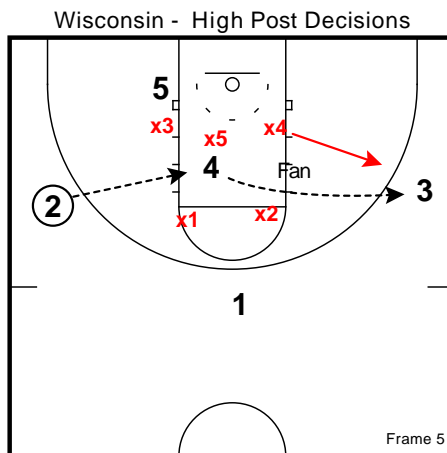


High-Low - Second Read

With no shot available look for the dump down the player in the porch

BEWARE OF FALSE DAYLIGHT!

You may be able to whiz the ball through the gap to the porch player, but good zone teams pinch the forwards to the block on the high post catch. Be prepared to "seal out" the pinching forward

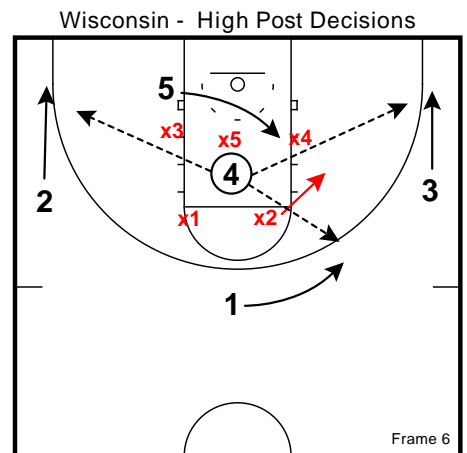


Fan Opposite - Third Read

2 is able to enter to 4 on the middle flash

4 can score or look to 5 who is sealing out X3 for high-low pass OR turn and fan the ball opposite

3 catches to shoot first, attack the momentum of the closeout second



Flood the Baseline

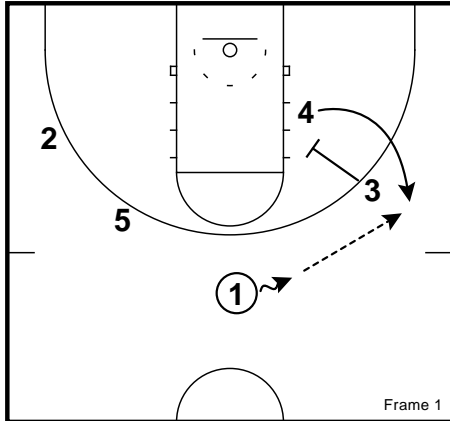
Another option upon high post entry is the twofold sequence of 5 cross cutting to seal inside of X4 and 2 & 3 "flooding the baseline"

The high post entry has collapsed the defense and X3 and X4 have pinched to the blocks as coached

X4 is faced with battling 5 in the paint or going with 3 to the corner. Should X2 chase 3 to the corner, 1 cuts into 4's vision

March Madness Playbook

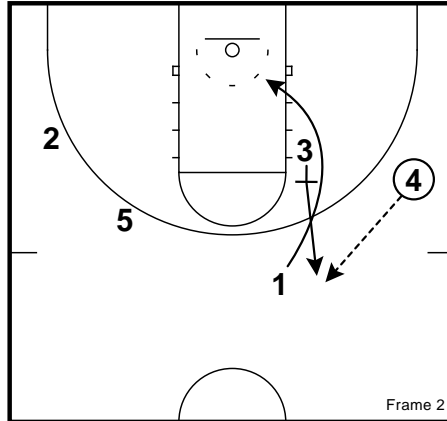
Wisconsin - UCLA Triple



3 screens for 4.

1 passes to 4 on the wing.

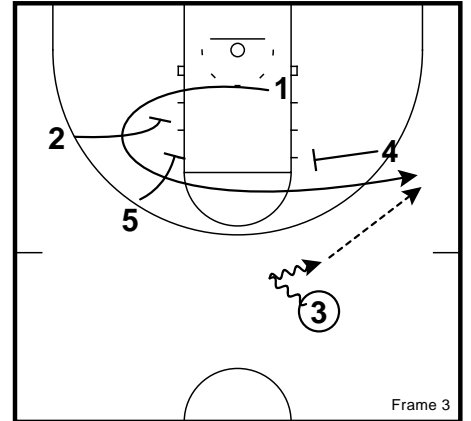
Wisconsin - UCLA Triple



1 makes a UCLA cut off of 3.

3 pops out to receive the pass from 4.

Wisconsin - UCLA Triple

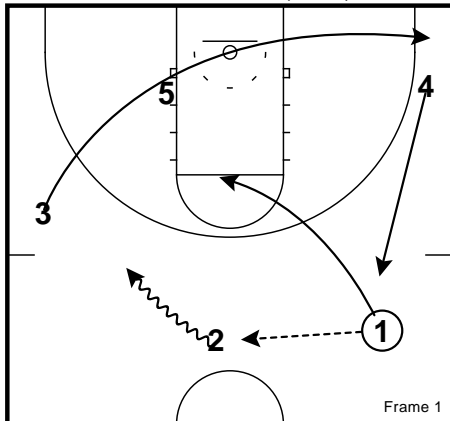


1 curls around the staggered screen from 2 & 5.

1 cuts off of the screen from 4.

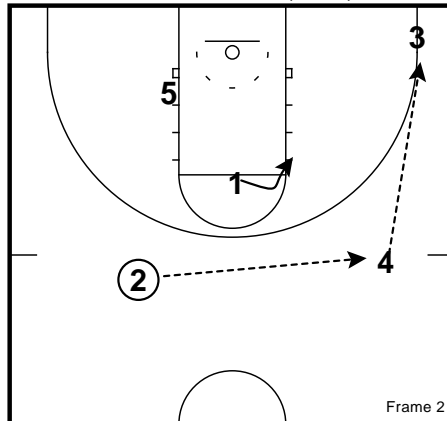
3 passes to 1 for the shot.

Xavier - 3 Fade (Zone)



Versus a zone, a shooting 4 is in the ball side corner, and big man is on the opposite block keeping attention. The ball is swung to the other side of the 2 man front and the 2 dribble pushes 3 to the opposite corner replacing 4. 1 flashes high post.

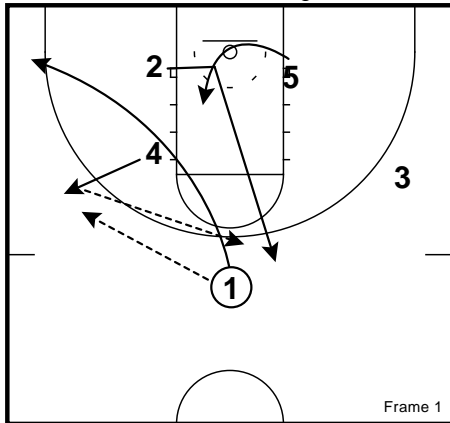
Xavier - 3 Fade (Zone)



The ball is swung quickly to 3 in the corner, while 5 is drawing attention to the backdoor and 1 is drawing attention to the high post.

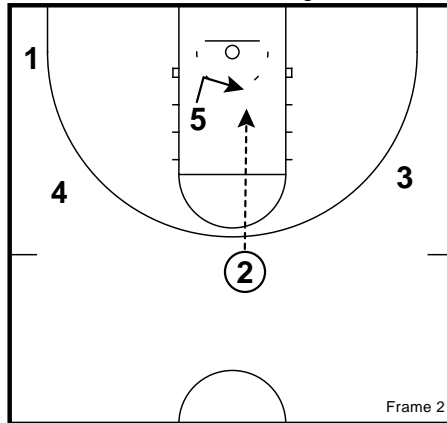
March Madness Playbook

Xavier - ATO Mix High-Low



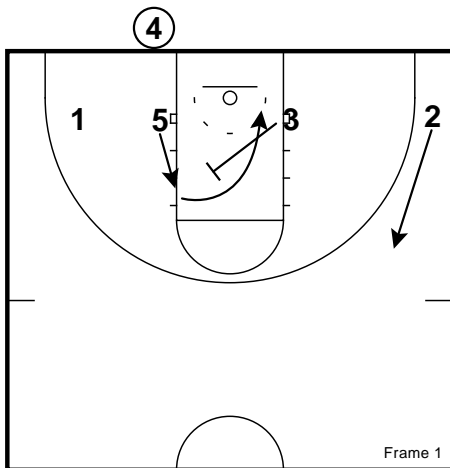
4 pops out for a catch from 1. 1 cuts through to the corner. 2 fakes cross screen for 5 then cuts to top. 4 passes to 1. 2 looks high-low for 5.

Xavier - ATO Mix High-Low



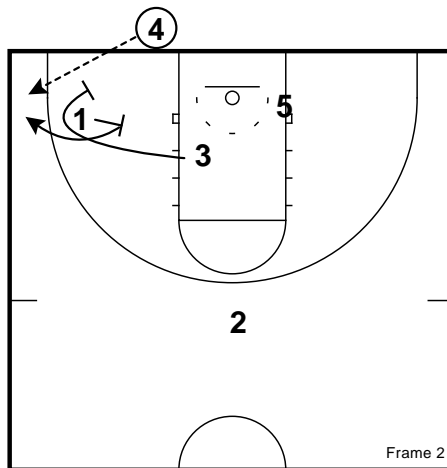
2 lobs over the top to 5.

Xavier - BLOB Flat



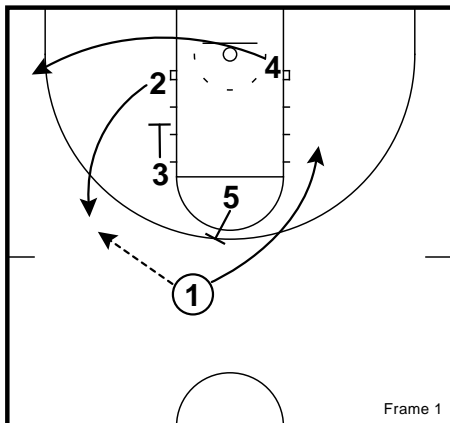
5 cuts high. 3 screens in for 5. 4 looks to pass to 5.

Xavier - BLOB Flat



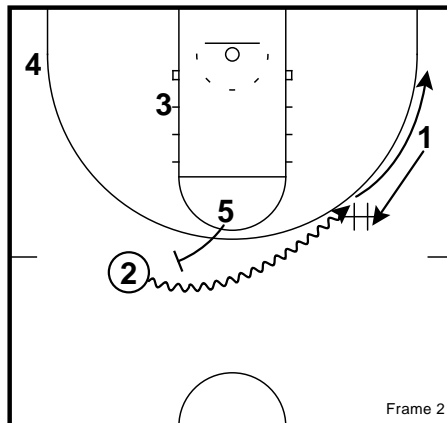
1 screens in for 3. 3 curls and screens for 1. 1 pops out to corner. 4 passes to 1 for shot.

Xavier - Chin Hammer



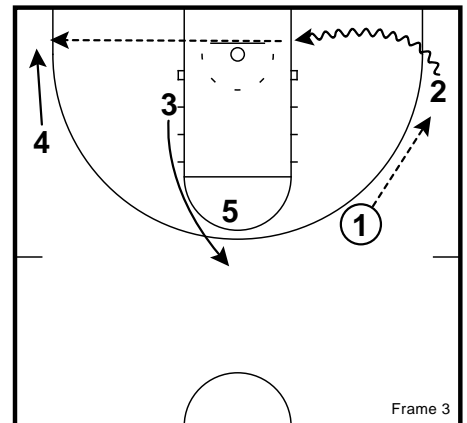
3 sets down-screen for 2. 2 zipper cuts to wing. 1 passes to 2. 5 sets flare screen for 1.

Xavier - Chin Hammer



5 sets an angle ball-screen for 2. 2 & 1 DHO. 2 cuts to the corner.

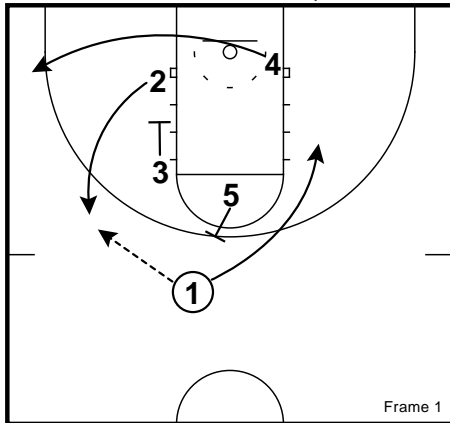
Xavier - Chin Hammer



1 passes to 2. 2 attacks baseline. 4 drifts to the corner. 2 passes to 4 for shot.

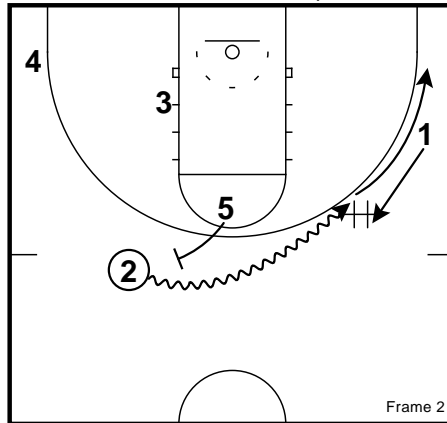
March Madness Playbook

Xavier - Chin Slip



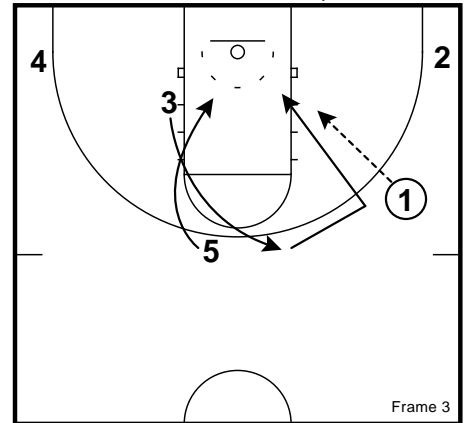
3 sets down-screen for 2. 2 zipper cuts to wing. 1 passes to 2. 5 sets flare screen for 1.

Xavier - Chin Slip



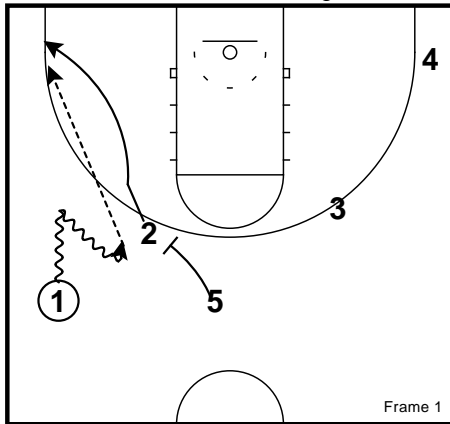
5 sets an angle ball-screen for 2. 2 & 1 DHO. 2 cuts to the corner.

Xavier - Chin Slip



3 sprints to set a side ball-screen for 1. 3 fakes the ball-screen then slips to the basket. 1 passes to 3.

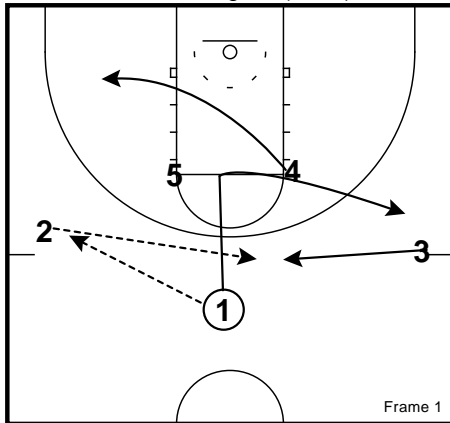
Xavier - Fake Drag



A great early offense option, Xavier sold the double drag screen really well. The first screener flared or slipped to the corner and the point guard rejected the second screen, finding the shooter in the corner.

March Madness Playbook

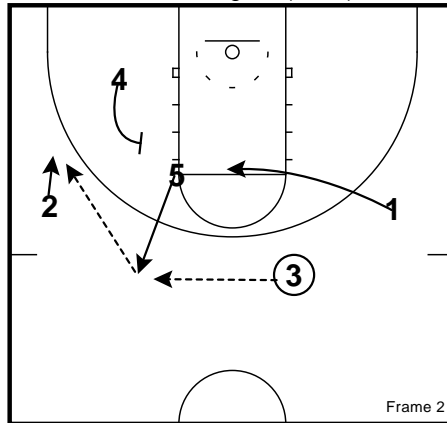
Xavier - High 4 (Zone)



Frame 1

From a very high posted 3 in 2 out formation, the ball is swung to one wing, where the opposite high post big, 4, flashes to the low post short corner. 1 cuts through and exchanges with 3.

Xavier - High 4 (Zone)

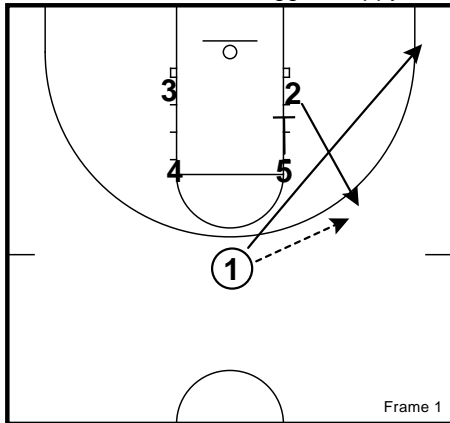


Frame 2

On 3's catch, 5 exits the inside in order to pass to 2. 2 is flaring while 4 is using his position to screen the back of the zone. If 2 is defended, or 4 is unable to screen, 1 should be open in the middle of the zone.

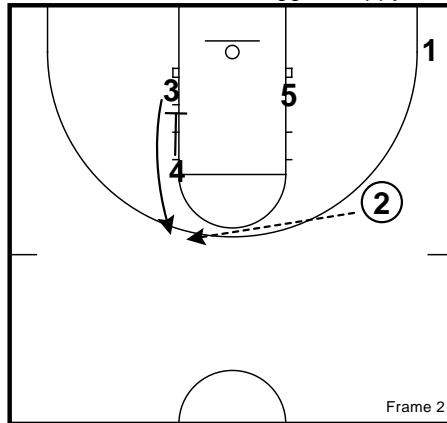
March Madness Playbook

Xavier - Shuffle Stagger Floppy



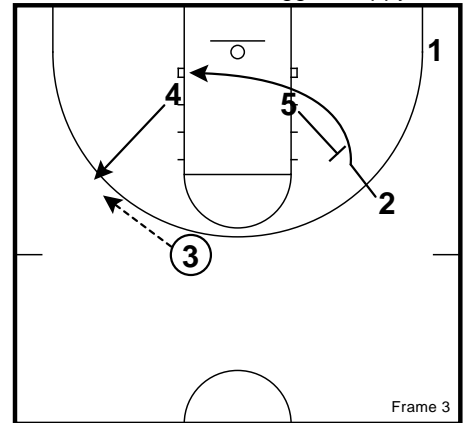
- 5 down screens for 2
- 1 passes to 2
- 1 shallow cuts to the corner

Xavier - Shuffle Stagger Floppy



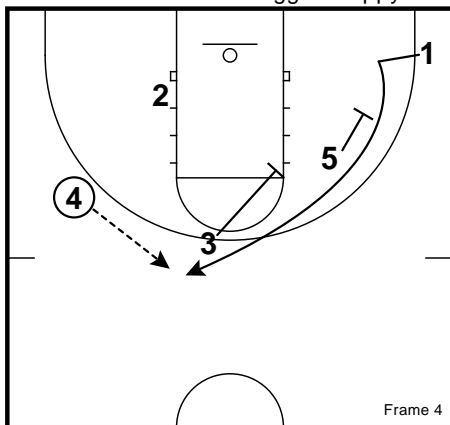
- 4 down screens for 3
- 2 swings the ball to 3

Xavier - Shuffle Stagger Floppy



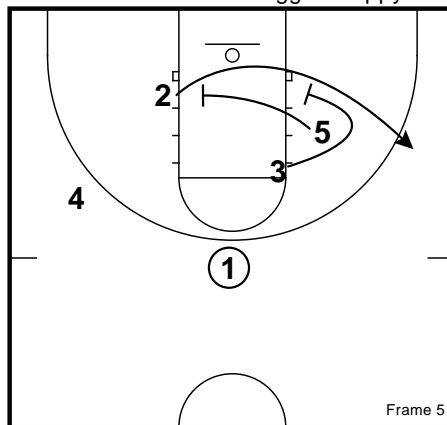
- 4 pops out to the wing
- 3 passes to 4
- 5 screens for 2
- 2 shuffle cuts to the block

Xavier - Shuffle Stagger Floppy



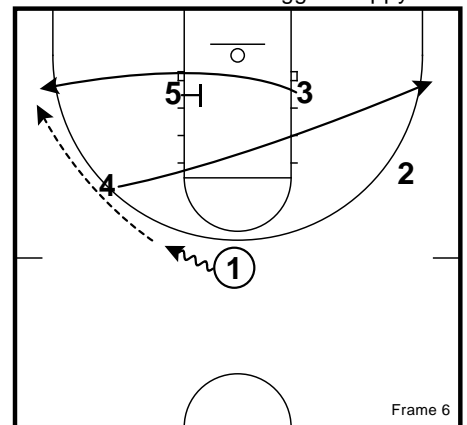
- 5 and 3 set a double stagger screen for 1
- 4 passes to 1

Xavier - Shuffle Stagger Floppy



- 5 and 3 set a double stagger for 2
- *** This is the start of "FLOPPY ACTION"

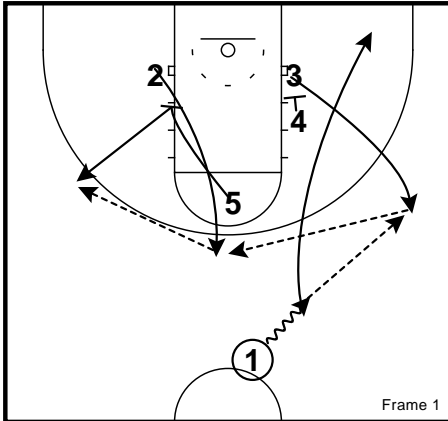
Xavier - Shuffle Stagger Floppy



- 4 cuts through to the opposite corner
- 5 screens for 3
- *** 2nd part of "FLOPPY ACTION"
- 1 dribbles to deliver a pass to 3 for a three

March Madness Playbook

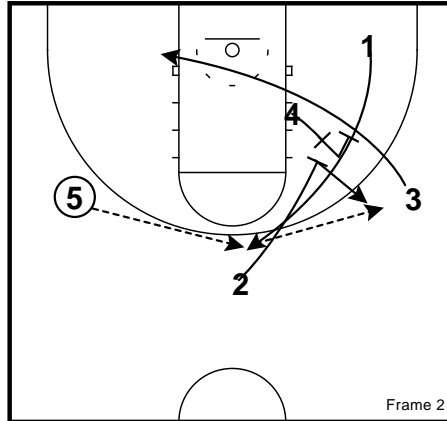
Xavier - Stagers



Frame 1

3 drift to the wing for the catch from 4's pin.
1 makes the pass and cuts through to the short corner as 5 pins for 2 and fills the opposite wing. The ball is swung around to 5.

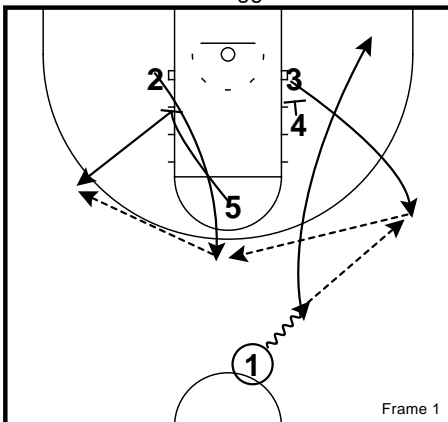
Xavier - Stagers



Frame 2

4 sets a backscreen for 3 and then a stagger screen with 2 for 1. 1 catches and reverses to 2, who is flaring out from the stagger screen.

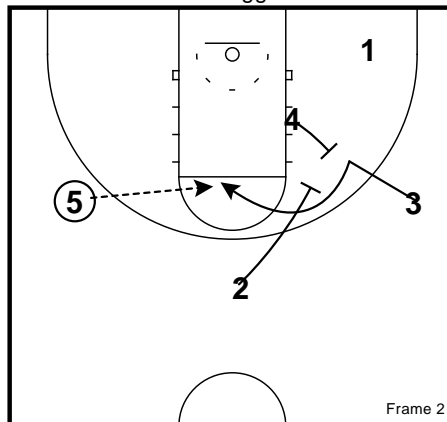
Xavier - Stagers Curl



Frame 1

3 drift to the wing for the catch from 4's pin.
1 makes the pass and cuts through to the short corner as 5 pins for 2 and fills the opposite wing. The ball is swung around to 5.

Xavier - Stagers Curl

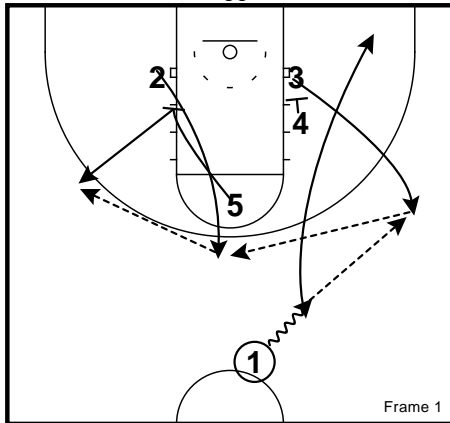


Frame 2

4 sets a backscreen for 3 who this time, rejects and curls around the downscreen, and cuts to the ball.

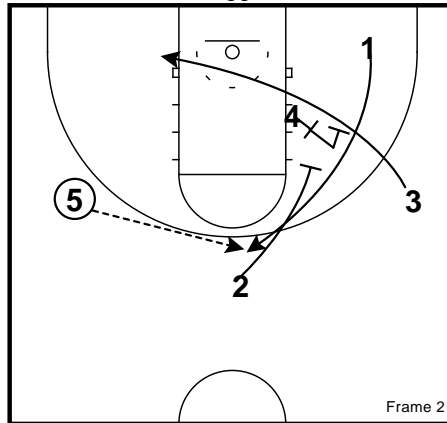
March Madness Playbook

Xavier - Stagers Double



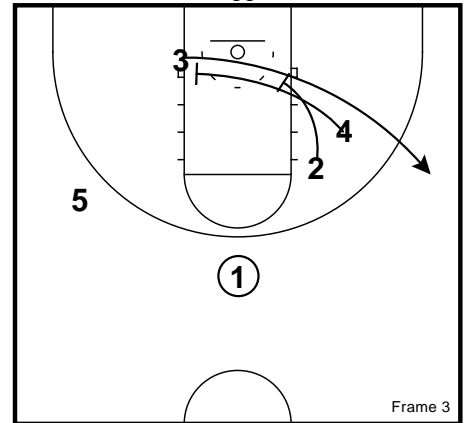
3 drift to the wing for the catch from 4's pin. 1 makes the pass and cuts through to the short corner as 5 pins for 2 and fills the opposite wing. The ball is swung around to 5.

Xavier - Stagers Double



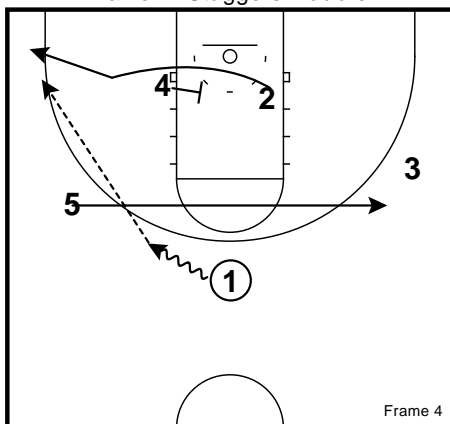
4 sets a backscreen for 3 and then a stagger screen with 2 for 1. 1 catches and reverses to 2

Xavier - Stagers Double



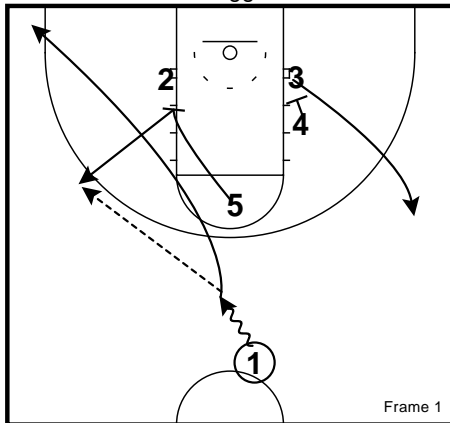
After 2 and 4 set a stagger screen out of the corner for 1, they immediately set another in the lane for 3. 3 cuts to the opposite wing.

Xavier - Stagers Double



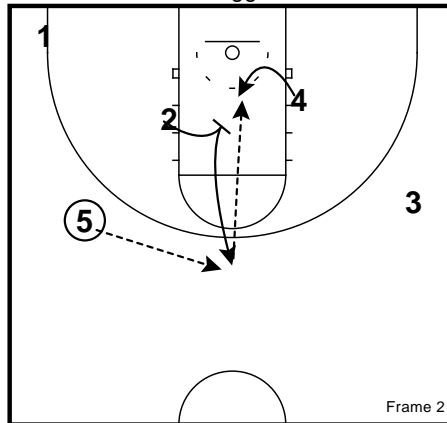
4 then turns and sets a screen for 2 while as 2 flares to the corner. 5 cuts through to create a double gap for the defense.

Xavier - Stagers Punch



3 drifts to the wing. 1 makes the pass and cuts to 5 fake pins for 2 fills wing. The ball is swung to 5.

Xavier - Stagers Punch



2 sells a screen for 4 but cuts to the top of the key while 4 works for good post position in the post. High low option.

