

Design Buy Build

Issue 71 2024 £3.95

www.designbuybuild.co.uk

M A G A Z I N E

Self Builders



Property Developers



Architects



Interior Designers



How to prevent a 'seating hierarchy'

Architect George Clarke shares his living room tips



Improve your home's kerb appeal

Seven top tips for boosting the value of your home



Celebrating collaboration

A tailored kitchen design in Copenhagen

FORAS

NORFOLK — ENGLAND



Glass mosaic, industrial porcelain tile and natural wood to complement this contemporary bathroom

The Perfect *Trade Partner*

At Foras we're a family run business with a difference, we scour the globe for the finest innovative materials to curate our range of spectacular water features, tiles, and flagstones. We design products that delight customers and stand the test of time.

Complex projects need expert support; our dedicated and experienced team offers project planning, creative flair, and exceptional customer service. With nationwide distribution from our Norfolk warehouse, we can assist our trade partners throughout the UK.

Get in touch today to see how Foras can elevate your next project.

Discover more at foras.co.uk/discover

ISSUE HIGHLIGHTS

- 4-5 Meadow View**
Meadow View is an exceptional extension and refurbishment in a scenic village of Leicestershire, completed by award-winning Winchester based architects AR Design Studio.
- 10-11 How to prevent a 'seating hierarchy' in living rooms**
Architect George Clarke shares his tips.
- 14-15 Improve your home's kerb appeal**
Seven top tips for boosting your kerb appeal to not only make your home the envy of the street, but also boost the value of your home.
- 34-35 Elevate your kitchen**
Choosing the perfect worktop for style, durability and functionality.
- 50-51 Sliding vs folding**
Sliding and bi-fold doors present plenty of unique benefits to modern spaces, but what should decision makers consider when making a selection between the two?
- 56-57 Hut-inspired house**
A new family home has been built in place of an old cherished childhood holiday hut, acknowledging the hut's influence on the new design.
- 62-63 Maximising energy efficiency**
As heat pumps become more and more popular, The Radiator Centre answers our questions on which radiators are best to use with these systems and how to maximise energy efficiency.
- 72-74 Beautiful dining room furniture**
The team at The Painted Furniture Company believe that dining room furniture should enhance special moments by combining style, comfort and functionality.

PRODUCTS & SERVICES

- 4-25** Editor's Choice
- 26-41** Bathrooms & Kitchens
- 42-55** Doors, Windows & Fittings
- 56-57, 82-84** Architects Focus
- 58-61** Floors & Flooring
- 62-71** Heating, Ventilation & Insulation
- 72-79** Interiors & Interior Design
- 80-81** Landscaping & External Works
- 85-87** Lifts, Stairs & Balustrades
- 90-99** Safety, Security & Fire Protection

SHOW PREVIEW

- 88-89** London Build

COVER PHOTO



4 Meadow View by AR Studio
Photography by Martin Gardner

Design Buy Build - www.designbuybuild.co.uk

Editor in Chief
Antony Holter
antony@designbuybuild.co.uk
01304 806 039

Editor
Fiona Meadows
fiona@designbuybuild.co.uk
01304 806 039

Sales Director
Chris Nicholls
chris@designbuybuild.co.uk
0203 907 9161

Studio Designer
Sarah Johnson
sarah.johnson@mhmagazine.co.uk

Business Manager
Josh Holmes
josh@mhmagazine.co.uk

Publishing Director
Martin Holmes
martin@mhmagazine.co.uk
01304 806 039

Editorial Assistant
Tom Moore
tom@designbuybuild.co.uk

Digital Manager
Jamie Bullock
jamie@mhmagazine.co.uk
01227 936971



Published by:
MH Media Global Ltd
18/20 Newington Road
Ramsgate
Kent
CT12 6EE

Tel: 01304 806 039

© MH Media Global



MEADOW VIEW

Meadow View is an exceptional extension and refurbishment in a scenic village of Leicestershire, completed by award-winning Winchester based architects AR Design Studio.

The clients desired a contemporary new build but lacked the budget for a full replacement. ARs approach therefore was to transform the rather unattractive house into what appears to be a new contemporary home without the expense of starting from scratch. Identifying what was useful to keep and what had to go in order to create the modern aesthetic and to keep on budget was the key to a successful outcome.

Perfectly positioned on its site, Meadow View implements innovative and cost-effective solutions to take full advantage of the stunning surroundings. Nestled on the edge of the village, the property overlooks the beautiful rolling hills to the south. These hills provide a picturesque backdrop that changes with the weather and seasons, offering a continuous source of animated tranquillity. Tall, dense hedges and trees frame the east and west, providing a private arrival via a driveway leading to the village.



Redesigning the massing was imperative to achieve this contemporary new build aesthetic. While using the original building volumes, the design simplifies them to be two distinct geometric blocks and introduces a third with a first-floor extension. Removing the pitched roofs developed an inexpensive contemporary aesthetic. Extensive glazing is cut into the old and new blocks, framing uninterrupted views of the southern rolling hills and flooding the house with natural light. This ensures a bright and airy atmosphere throughout the home and creates a seamless indoor-outdoor connection.

Inside, the house has been completely refurbished to exude the required modern feel. The existing spaces have been decluttered by removing walls, creating a large open plan kitchen, dining and living area. A double height atrium in this space opens the house to the light and provides an expansive modern space for the family to enjoy the views of the meadows.

The existing brickwork, while jarring in the existing house, was felt to have potential when paired with larch and again saved on costs when kept. Timber is used as the sole new material for the extension, blending the house with its verdant surroundings and providing a contemporary contrast to the brick. Often, construction materials can be costly and so by utilising minimal relatively inexpensive materials, the client saved a large sum of money while ensuring the house achieves cohesion and the appearance of a contemporary new build.

Polished concrete floors reflect light throughout the property while new timber ceilings and walls provide a warmth to the contemporary extension above. The existing rooms have been painted white to revitalise the spaces and retain cost effectiveness.

A beautiful timber deck matches the extension and wraps around the south of the house, offering a generous sunny space for family events and gatherings. The patio steps down to the garden, creating a harmonious transition between indoor and outdoor spaces.

The material choices for Meadow View were key to enhancing the existing house, providing a contemporary new-build aesthetic with minimal cost. The design aims to enhance the surrounding picturesque environment, and exemplify architecture's ability to sit quietly and comfortably in its surroundings.

Completed in 2024, Meadow View stands as a testament to AR Design Studio's commitment to innovation, quality, and harmonious design. This project not only meets the needs of modern living but also respects and enhances its surroundings.



CLIENT TESTIMONIAL:

"We were impressed that Andy and the team firstly listened and considered the way we wanted to live in the property before producing the designs. The team had a clear vision and were rightly uncompromising in their attention to detail during the build. We are very pleased with the final outcome and would definitely use AR Design again for any future modern property development."

➡ www.ardesignstudio.co.uk
www.instagram.com/ardesignstudio
twitter.com/ARDesign_Studio

Photographer:
 Martin Gardner | www.martingardner.com

ACHIEVING MAXIMUM BUILDING ENVELOPE EFFICIENCY WITH ARMATHERM™



Striving for net zero? Structural thermal breaks manufacturer, Armatherm™, can support architects, specifiers and designers to ensure buildings are constructed with maximum efficiency in mind.

Thermal bridging poses a significant challenge in construction projects, because it enables the passage of energy to escape and enter a building, resulting in compromised thermal efficiency - and with it, a whole host of other issues.

To prevent this, Armatherm™ offers a range of solutions which have low thermal conductivity and high strength, and are designed to prevent thermal bridging. These solutions minimise energy loss, providing a cost-effective and reliable solution.

The range from Armatherm™ includes Armatherm™ 500, a high strength, thermoset polyurethane manufactured in several densities.

Ideal for: foundations, parapets and more

The Armatherm™ Z girt is another innovative, thermally broken cladding support connection solution which prevents excessive heat flow and potential condensation problems otherwise associated with thermal bridging.

Ideal for: cladding and building façades

Armatherm™'s innovative FRR material provides a combination of low thermal conductivity and high compressive strength, and has been used in hundreds of structural steel framing connections transferring load in moment and shear conditions.

Ideal for: interior and exterior steelwork, concrete and roof penetrations



Armatherm™ also offers a design service, collaborating with architects, specifiers, and designers from the project's conception, ensuring that thermal breaks are integrated into the initial designs. By addressing potential thermal bridging points at the earlier stages, architects can make informed decisions that optimise energy efficiency, without compromising on functionality or aesthetics.

As well as recommending the best thermal break materials and identifying where they will be required to combat thermal bridging.

► **Explore the Full Range of Thermal Break Solutions**
<https://www.armatherm.co.uk/thermal-break-materials/>

Speak to Armatherm™'s Expert Team
<https://www.armatherm.co.uk/contact-us/>



Thermal Bridging Solutions



Armatherm™ is one of the leading suppliers of structural thermal break materials for the construction industry. Our goal is to provide architects, engineers and contractors with the knowledge and materials to effectively address thermal bridging issues. Armatherm™ thermal break materials have low thermal conductivity, high strength, and have been designed and tested to carry the loads, whilst reducing the cold bridge within a building envelope.



APPLICATIONS:

ARMATHERM™ MASONRY SHELF ANGLE

Material Type: **ARMATHERM™ FRR**

ARMATHERM™ COLUMN BASE

Material Type: **ARMATHERM™ 500**

ARMATHERM™ FOUNDATION WALL

Material Type: **ARMATHERM™ 500**

ARMATHERM™ BALCONY CANOPY

Material Type: **ARMATHERM™ FRR**

ARMATHERM™ PARAPET ROOF PENETRATION

Material Type: **ARMATHERM™ FRR**

ARMATHERM™ CLADDING

Material Type: **ARMATHERM™ Z GIRT**



Call **+44 (0) 1274 591115** for all enquiries

✉ info@armatherm.com

🌐 armatherm.co.uk

Call **+353 1 697 1509** for all enquiries

🌐 armatherm.com/ie

AQUACUT: PRECISION PROFILING SERVICES



Aquacut has been at the forefront of providing high-quality profiling services for a range of materials. Using both artisanal techniques and industrial machinery, we are able to meet the growing demands of architects, contractors, and designers who require precision in their projects. Our profiling services are designed to shape and finish stone, ceramics, and other materials with exceptional attention to detail. Whether you're looking for a simple, straight finish or complex curved edges, Aquacut has the tools and expertise to deliver.

COMPREHENSIVE PROFILING OPTIONS FOR DIVERSE APPLICATIONS

Our profiling services cater to a wide variety of needs and applications. The bullnose profile, one of our most sought-after options, is available in multiple forms. A full bullnose, often used for overhanging tiles, can also be customised with a non-drip groove, especially for outdoor environments. The half bullnose provides a rounded finish along only half of the tile's edge, leaving the rest flat for a subtle yet refined look.




The pencil round option retains much of the flat edge while offering the smoothness of a curved finish. For a more fluid curve, our eased profile remains a popular choice for its versatility, frequently used in stair treads, skirtings, and pool edges. A micro bevel, with its slight 2-5mm angle, is ideal for projects that need a softer edge without an overt visual change. For more angular needs, the 45-degree mitre delivers a sharp edge, though it is often reinforced by bonding two pieces together, particularly in corners.

We offer profiling across a variety of materials including marble, granite, porcelain, and more. Whether you need a few pieces or hundreds, our machinery and skilled team can handle projects of all sizes, ensuring each edge meets your specifications.

EXPLORE OUR PROFILING SERVICES

To learn more about how Aquacut's profiling services can enhance your project, visit our website. Our team is ready to assist with bespoke requirements, ensuring that your stone or tile finish is both practical and beautiful.

www.aquacut.co.uk





Elevate your Project with Aquacut

Precision Profiling Services



Create bespoke building finishes, all in one place.

WATERJET CUTTING | BULLNOSING & PROFILING | STEP & RISERS | REDUCED SLIP FEATURES | LOGOS & SIGNS | SWIMMING POOL FEATURES | CLADDING | ETCHING | TEMPLATING | BRICK SLIPS

Unit 4A Stretton Distribution Centre,
Off Grappenhall Lane,
Appleton WA4 4QT

01565 750666
sales@aquacut.co.uk
www.aquacut.co.uk



ARCHITECT GEORGE CLARKE SHARES TIPS ON HOW TO PREVENT A 'SEATING HIERARCHY' IN LIVING ROOMS THIS WINTER

Whilst access to the remote control was once the most heated issue in living rooms, new research reveals where we sit and don't sit is an increasingly contentious issue for families as the nights draw in.



The How We Live Now report by sofa specialists, Sofology, surveyed over 2,000 UK adults and reveals that over three quarters (76%) of us take ownership of the best sofa spots, with 1 in 5 households having both a special dad seat and a place reserved for mum.

SOFA STRIFE

So entrenched are some family seating arrangements, that a quarter of couples (26%) admit to feeling annoyed when partners stray into their seats.

Pets also appear to take prime position with almost 1 in 5 parents (18%) opting to cuddle up with their furry favourites rather than their children (11%).



SEATING HIERARCHY

George Clarke, Architect and Sofology Ambassador, believes a more creative approach to living room layouts could help ease the arguments this winter.

"You only have to watch an episode of Gogglebox or the brilliant Royale Family, to see how people feel most comfortable in a seat they know and love. We're creatures of habit, so layout is definitely key to keeping the peace.

"Unsurprisingly the report revealed that over a third of people (37%) opt for a living room layout where the TV sits central. In this situation avoid placing furniture around a room's edges, as it can result in a seating hierarchy. Instead pull pieces into more intimate arrangements and create a personalised space that suits everybody's needs."

THE PERFECT POSITION


According to the survey, the three most important elements to any living room set-up is a comfortable seat (68%), a TV (15%) and a fireplace (10%).

"Just as a well-designed kitchen features the golden triangle of sink, refrigerator and stove, so too should a living room, deliver zoning for TV lovers as well those wanting a break from screens," explains Clarke.

"Think about access to side tables as well as clear sight of the TV. A comfortable viewing distance is



"Pets also appear to take prime position with almost 1 in 5 parents (18%) opting to cuddle up with their furry favourites rather than their children (11%)."



double the length of your TV from sofa to screen. This should prevent any sore necks or eye strain and get you into the perfect spot for more nights in."

Feet up on footstools was voted best sitting position by a fifth of women, (19%) whilst over a quarter (28%) of men opted to relax whilst sitting upright with both feet on the floor.

BEST ROOM IN THE HOUSE

Regarded by half of those surveyed (50%) as the favourite room in the home, the living room is where people feel most relaxed with people spending more time there, on average, than they were five years ago (38% spend 25+ hours a week now vs. 26% in 2019).

Jan Duckworth, Brand Director at Sofology comments: "Our living rooms have to work extra hard these days, used as much for working from home as catching up on Strictly. Our sofas are central to the action especially as we head into winter months and accommodating everybody's needs in a room we all want to feel at home is essential."

Our living rooms aren't only used for cosying up these days. The report highlights that over a quarter of us (27%) use our living room as a dining room, with 1 in 4 families (25%) using it as a playroom, and a quarter setting up an office there (23%).

A lack of space elsewhere has seen the majority of 25-34 year olds most likely to have their living rooms double as another space (72% do so).

The death of the dining room appears imminent as half of us (51%) eat on the sofa every day with the same number hosting socials in their living rooms every month.

SPATEX 2025 - WATER BY DESIGN



Buckingham Pools

For 2025, take a deep dive into the world of spas, wellness suites, swimming pools, steam rooms, saunas, water features, enclosures and all the ancillary equipment? SPATEX 2025 explores the latest design trends, materials and technologies specific to designing and building in a water leisure environment. Free to attend, the UK's annual exhibition is held at the Coventry Building Society Arena, Tuesday 4th to Thursday 6th February.

With over a hundred exhibiting companies, including all the leading manufacturers and suppliers from around the world, SPATEX 2025 gathers under one roof the industry's key decision-makers. This is where all the conversations that will shape the water leisure market over the next 12 months will take place.

INNOVATIONS

View and compare a host of new innovations, both for the commercial and domestic markets. See, touch and discuss the latest products and take advantage of exclusive show offers. A New Product Zone (sponsored by Swimming Pool News) highlights the products that look set to make the headlines.

GET UP TO SPEED ON REGULATORY REQUIREMENTS

With a free double seminar programme in two arenas offering over 40 talks by industry leaders, SPATEX answers the challenge of staying up to date on safety standards and compliance.

LEARN ABOUT SUSTAINABLE AND ECO-FRIENDLY SOLUTIONS

Promoting sustainability is a key priority. Discover eco-friendly technologies and practices, such as sustainable construction materials, which can be integrated into green building designs. Saving energy is high on the seminar agenda and in the

products displayed on exhibitors' stands, where you can expect to see the latest heat retention covers, LED lighting, air source heat pumps and super insulated one-piece pools.

INVEST IN YOURSELF

Catch over 20 CPD-accredited interactive workshops in Arena 1 curated by the Institute of Swimming Pool Engineers (ISPE). Just one of many industry associations that SPATEX is fortunate to have the support of.

EXPERT ADVICE - Gain the most up-to-date information from over a thousand industry professionals. Some things can only be done in person - bring your plans with you - there's no better place to seek impartial advice from a variety of specialists, and all for free.

Please visit the SPATEX Help Desk at the entrance to the exhibition hall if you need pointing in the right direction.

▶ **Register now www.spatex.co.uk SPATEX 2025 - Tuesday 4th to Thursday 6th February. The Coventry Building Society Arena, Coventry CV6 6GE with 2,000 free car parking spaces is within two-hour drive time of 75 per cent of the population. For more info: helen@spatex.co.uk | Tel: +44 (0) 1264 358558.**



Images by SPATEX Exhibitor Niveko

SPATEX

THE POOL, SPA & WELLNESS SHOW

TUESDAY 4 – THURSDAY 6 FEBRUARY 2025

FOR MORE INFORMATION AND
TO REGISTER FOR FREE VISIT:

WWW.SPATEX.CO.UK OR
CALL +44 (0)1264 358558



All sectors of the water leisure industry from pools, spas, saunas, hydrotherapy, steam rooms and play equipment, in the domestic and commercial arenas, are represented at SPATEX.

COVENTRY BUILDING SOCIETY ARENA • COVENTRY • UK



SEVEN WAYS TO IMPROVE YOUR HOME'S KERB APPEAL AND BOOST ITS VALUE BY 10%

Emily West, Senior Sales Executive at Canopy Superstore

A home with kerb appeal should look smart, well cared for and inviting, making anyone approaching want to have a closer look inside. Having strong kerb appeal also has the ability to increase the value of your home by as much as 10% come resale time, so it's definitely worth paying attention to.

So how can you maximise your home's kerb appeal if you're looking to sell? Here are my seven top tips for boosting your kerb appeal to not only make your home the envy of the street, but also boost the value of your home:

1. GIVE THE EXTERIOR A DEEP CLEAN

The front of your home, particularly the drive and any paths, will benefit from a powerful jet wash and a good tidy up to make it look more attractive, especially to prospective buyers. Pull out any weeds from around the porch, drive or any paths and scrub any moss, mould, dirt or anything else that shouldn't be on the wall or door. That includes the glass in

windows and doors as well as any frames. This not only helps them look better, but lets in more light too - bonus!

If you have any bushes or plants in your front garden, then remember to keep them neat and tidy too. Keep the lawn short and consider feeding it so it's always looking its best. As the leaves start to fall, you'll want to keep on top of sweeping to keep leaves from piling up or rotting down and spoiling the lawn.

2. ADD SOME COLOUR WITH FLOWERS AND PLANTS

Adding some plants or flowers - whether in a flower bed around your lawn, in planters, or in pots by the door - can help your home look more attractive and inviting. Plus they help brighten the space up too. So place potted flowers or shrubs on your doorstep, fill beds with flowers, or consider adding a hanging basket. All these options will welcome people into your home and make it look beautiful.

3. STORE YOUR BINS AWAY FROM VIEW

Nothing ruins the kerb appeal of a home more than overflowing bins. Try and keep them out of sight if you can, either in the back garden or in a garage. You can even buy nice storage solutions for wheelie bins to hide them away and keep your home looking presentable. This not only increases your kerb appeal, but also keeps them away from pests.

4. INVEST IN A DOOR CANOPY

A front door canopy provides additional cover and protection, usually by sitting above your door and featuring an overhang which protects the front of a building and those standing underneath them. This, depending on the size, can offer beneficial shelter against the elements. Think of it like an umbrella for your front door. Not only will a canopy keep your door protected, but they look great too and improve the overall aesthetics of your property making a statement and adding character whether heritage or modern. They come in a range of sizes and materials and can even come with LED lighting for added security and convenience as the days get darker.

5. FRESHEN UP WITH PAINT

Your front door is one of the first things anyone will see of your home, so it needs to make a good impression. If you can, giving it a lick of paint can help freshen it up and appear more welcoming and suggests that the rest of the property is as well cared for. It can also help your property stand out from the rest of the street too, but try not to paint it in any garish colours as that will do more harm than good to your kerb appeal.

If you have a wall or a fence - keeping them in good shape and looking good can have a significant impact on your home's kerb appeal. If you can, give them a fresh lick of paint or wood stain, making sure they're treated and ready to take on all weathers. If you have a metal garden gate, remove any flakey paint or superficial rust with a metal brush and repaint with paint that's suitable for metal.



"If you have any bushes or plants in your front garden, then remember to keep them neat and tidy too."

6. ADD SOME LIGHTING

A well-lit entrance not only makes people feel safe, especially during autumn and winter, but it also helps to create an inviting atmosphere. Consider wall lights either side of your door or add LED lighting around the frame or to porch steps. If you add a front door canopy, opt for one with built in LED lighting. You could even add solar lighting along the path or driveway or motion sensor lights that come on as people walk to the property to help brighten it up. This can also improve your security too, as your home is less likely to be broken into if it is well-lit.

7. DECORATE YOUR DOORSTEP

Some decoration or little updates to your front doorstep can really help improve your home's kerb appeal. Consider some vinyl or coloured tiles on any porch steps or a decorative knocker to help it look more attractive. These can be picked up relatively cheaply in various (online) shops or garden centres and can significantly improve the way your home looks. Something as simple as a new doormat can add that homely touch and boost the kerb appeal of any home.



FIRE SAFETY ENHANCED BY ALUPROF

By Wojciech Brożyna - MD Aluprof UK



Leading aluminium systems company, Aluprof, well known for providing high performance fire resistant glazed screens, doors, windows and curtain walls, now supply fire resistant glass to complete their systems offer. The new company 'Glassprof', whose headquarters are located in Ogrodzona in Poland,

specialises in the production of fire-resistant glass and the processing of glazed units that work in harmony with Aluprof's fire rated aluminium systems. This is a first for the aluminium systems industry and allows Aluprof UK to offer a single, tested source of supply for fire rated fenestration installation across the UK & Ireland.

Fire resistant fenestration systems are used both internally and externally to reduce the risk of the spread of fire whilst offering occupants safe routes of escape. Whilst specified on construction of various building types, who is responsible for maintaining these systems so that they perform correctly on the outbreak of a fire? According to the Regulatory Reform (Fire Safety) Order 2005 (RRFSO), the landlord or building manager is designated as the 'responsible person' for fire safety. This individual is legally obligated to implement adequate and suitable fire safety measures. Consequently, one of their primary responsibilities is to conduct a fire risk assessment.

The fire risk assessment serves to identify potential fire hazards, provide recommendations for risk reduction, and document the implementation of these recommendations. It is a systematic approach to recognising fire risks and taking proactive measures to lessen their likelihood and potential consequences. This assessment encompasses not only potential ignition sources but also evaluates the adequacy and accessibility of escape routes, fire doors, fire safety equipment, and the effectiveness of compartmentation, which involves constructing parts of a building to inhibit the spread of fire to other areas or adjacent properties.

In the wake of the Grenfell Tower tragedy in 2017, fire safety regulations for multi-occupancy residential buildings have undergone significant review, leading to the enactment of the Fire Safety Act 2021. This legislation clarifies the responsibilities and procedures related to fire safety in such properties. Additionally, following the Grenfell incident, the PAS 79:2020 was introduced, offering more detailed guidance on fire risk assessments specifically for landlords and building managers.

The new Building Safety Act (BSA) building control framework was fully implemented in April 2024, and the industry is beginning to grasp the practical implications of the new Gateway approval process for high-risk buildings (HRBs).


"In the wake of the Grenfell Tower tragedy in 2017, fire safety regulations for multi-occupancy residential buildings have undergone significant review, leading to the enactment of the Fire Safety Act 2021. "

Launched on October 1, 2023, 'Gateway 2' serves as a critical checkpoint in the new building control framework for High-Rise Buildings (HRBs) during the transition from design to construction. It mandates the submission of a comprehensive application to the Building Safety Regulator (BSR), which is designated as part of the Health and Safety Executive (HSE) under the Building Safety Act 2022. This application must detail how the project will adhere to the functional requirements of building regulations, including supplementary information on competence, fire safety, control measures, and mandatory reporting. A multi-disciplinary team, comprising a registered Building Inspector and various specialists, review the application under the BSR. The Gateway application forms as a definitive halt, prohibiting any onsite work until the necessary approval is obtained.

The HSE outlines that the objective of the Gateway 2 process is threefold. Firstly, it aims to ensure that potential design issues are identified and resolved at an early stage rather than being inherently integrated into the design. Secondly, it seeks to confirm that the design is adequately advanced to instil confidence in moving forward with all aspects of the construction. Lastly, it verifies that the duty holders possess the requisite capability to implement the design effectively.

As a prominent systems company in Europe, Aluprof have firmly established themselves as a leader in the field of aluminium framed fire-rated windows, doors, screens and curtain walls. As a building project supplier, this places Aluprof in the enviable position not only of being able to develop and test both framing and glazing together, but to be able to supply complete and fully tested products direct to site.

Thanks to the use of the latest and fully automated production technology, Glassprof offers glazed units that combine various glazing options to include fire protection, thermal insulation, solar control and sound insulation. Aluprof firmly believes that the collaboration with Glassprof will offer comprehensive and hassle-free glazing solutions that will prove advantageous to a wide range of buildings, including libraries, schools, hotels, and student accommodations. Given the paramount importance of fire safety as a



critical design consideration, this partnership strives to provide architects and specifiers with a profound sense of assurance and peace of mind.

Together with the new Glassprof products, Aluprof offer a comprehensive range of aluminium fire resistant systems to cater for all building requirements. The MB-118 EI is designed to offer internal or external fire rated partitions that can offer resistance up to EI120. The system suites with Aluprof's MB-78EI and carries many of the same fire restart components. With a structural depth of just 118mm the system carries a generous 34mm wide thermal break for thermal insulation.

The MB-78EI door with its own 78mm wide framing system can be made up into screens that offer various fire resistance classes up to EI90 when tested to the standard, PN-EN 13501-2+A1:2010. The MP-78EI system offers an excellent thermal insulation coefficient U_f due to the adoption of 34 mm wide thermal break. Depending on the required fire resistance class, GKF (fire protection plasterboard) or CI (polymer-ceramic composite) strips are inserted inside the chambers of profiles and within the thermal insulation space between the aluminium profiles. Fire rated glasses of up to 49mm in width can be accommodated within the system.

Complimenting the windows, doors and screen systems is the MB-SR50N EI, a stick curtain wall system which can offer various fire resistances up to EI60 when tested to the standards PN-EN 1364-3 and PN-EN 1364-1. The curtain wall can also be used in glazed roof coverings and offer a fire resistance class of RE30 as per the standard PN-EN 1365-2. Along with this 50mm wide capped curtain wall system, a further version of the curtain wall system, the MB-SR50N EI EFEKT offers fire resistance of up to EI60 in a cap-less curtain wall system as used at high level on the The Core, a refurbishment project in Manchester which uses the cap-less curtain wall which is unique to Aluprof. These curtain wall systems are enhanced within the profile to cater for an EI60 fire resistance. Specifiers can use the non-enhanced system for the complete building and only use the fire resistant construction in areas where fire resistance is required, this enables consistency in visible sight lines across the build.

Aluprof UK, part of Aluprof based in Poland have been supporting specifiers in the UK and Ireland for over fifteen years with advanced systems that include, high performance windows doors and facade systems. Many UK and Ireland based fabricators and installers supply these systems and are on hand to offer surveys and cost analysis as to what improvements can be made with likely paybacks.

➡ **Further information about systems and specification support is available through the company's website at aluprof.co.uk or direct from their UK head office in Altrincham by phoning +44 (0) 161 941 4005.**



Modest Garden Studios to Spacious Homes

Ecospace Studios, a London-based architectural firm, has created breath-taking modular buildings for multiple uses including garden offices, homes and educational buildings over 20 years ago. The vibrant and multicultural team works from their central London office. The studios' approach was to create a high-quality sustainable building at a fixed cost and short delivery period by combining design and off-site construction in-house. They provide a flexible modular building that can be simply tailored, reconfigured or extended and applied to a diverse range of uses.

Ecospace buildings are made mainly from sustainable wood from renewable, certified sources. The off-site production improves quality control, efficiency and eliminates waste through recycling. The structures are designed to maximise energy efficiency with high insulation values through substantially thick multi-layered floors, walls and roofs.

Use an Ecospace building as a home office and the commute to your garden will drastically reduce your carbon footprint. They can even integrate renewable energy options including photovoltaic solar panels, ground & air source heat pumps, wind turbines, biomass boilers and log burning stoves.



Ecospace Base - Priceless design for everyone

Ecospace Studios has introduced Ecospace BASE to their range of buildings that is more compact in size and price but has all the professional design, quality and sustainability as their original studios.



0800 7833 228 sales@fireretardantuk.com

fireretardantuk.com

HR PROF is manufactured and approved to ISO 9001-2008

HR PROF THE ECO-FRIENDLY FIRE RETARDANT

- Water based - does not leach
- Allows wood to breathe naturally
- Internal / External application
- Colourless - Odourless
- EN 13501 – 1
- EN 16755 (EXT1) according to EN 927-6
- Euroclass B-s1-d0
- Non Toxic - No Solvents
- BS 476 part 6 & BS 476 part 7
- BM TRADA ISO 9001 Certificate
- Meets the **highest** EU standards



Classification Reports & Certificates: Pine, Spruce, Scots Larch, Siberian Larch, Western Red Cedar, Oak, Thermowood, Birch, Birch Ply, and others, both Internal and External.




www.fireretardantuk.com
0800 7833 228 sales@fireretardantuk.com



STAINLESS STEEL

SINKS • WORKTOPS • CABINETS • SHELVING



GEC ANDERSON

the stainless steel specialists

www.gecanderson.co.uk

EDITOR'S CHOICE

screwshop.co.uk

DIY • Trade • Business

"Let us surprise you - Lowest Online Prices"

- Ironmongery & Builders Metalwork
- Silicones/ Sealants
- PPE
- Lowest Prices
- Next Day Delivery throughout the UK



Home of **TURBOQWIK** and **RHINO**
THE PRECISION MULTIPURPOSE WOODSCREW SCREWS

0121 559 8866 • sales@screwshop.co.uk

For over 30 years we have been offering bespoke solutions for the domestic market across the South East. Feasibility can usually be determined with a site postcode.

AWARD WINNING RENEWABLE HEAT INSTALLATIONS

Open-Loop Ground Source Heat Pumps could meet all hot water and heating needs by utilising ground water as a heat source.

Ideal for installation in new or self-builds.



enquiries@thehdgroup.co.uk | 01494 792000 | www.hdservicesltd.co.uk

SEWAGE TREATMENT SYSTEMS

We can provide package plant or bespoke systems. All systems are designed to meet the needs of individual clients and comply with strict discharge legislation. Servicing contracts are offered on all installations.



WATER SUPPLY & SOAKAWAY BOREOLES & DRAINAGE SOLUTIONS

Independent water supply for irrigation or consumption*
Soakaway drainage fields and other drainage solutions

*subject to analysis and suitable filtration

IPStank

JUST BEEN RELEASED

New Product For the Construction industries

Can be charged from multiple sources including solar panels



For further details please visit our website

www.ipstank.co.uk • sales@ipstank.co.uk

Ling Dynamics Ltd, KT6 7LN • Tel: 0203 952 0261



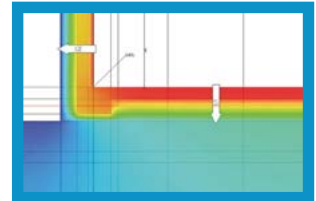
The Foundation of an Energy Efficient Building.

Achieves Passive House Standard!



Our insulated raft foundation system can provide the thermal performance you require!

- Ultra Low U-Values & Psi Values
- Eliminates Wall to Floor Cold Bridges
- Creates a Thermally Insulated Envelope
- Can Achieve PassivHaus Standard
- Exceeds Part L Building Regulations
- BBA Certified and NHBC Accepts



- Single Concrete Pour
- Uses Less Concrete
- Saves Time
- Reduces Labour Costs
- No Need for External Shuttering

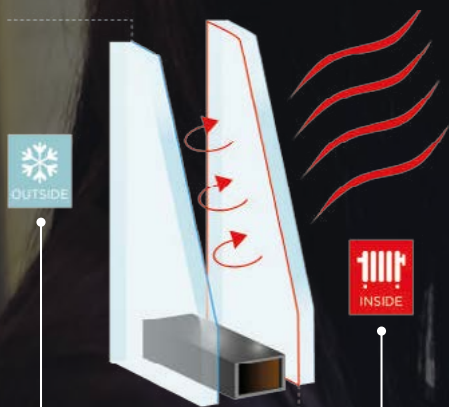


0844 870 6735 | sales@build-liteuk.co.uk | www.build-liteuk.co.uk

NEW!

glow[®]

Heated Glass by Tuffx



Thermally efficient coating prevents the generated heat escaping by reflecting it back into the home.

The integrated and invisible heating glass solution radiates heat into the home.

Visit us at
Nexus House,
Randles Rd,
Knowsley Business Park,
Knowsley, Prescot
L34 9HX



FEEL THE WARMTH
FOR YOURSELF.



FREE DEMO!
AT OUR SHOWROOM

TUFFX
GLASS MANUFACTURERS

glow
Heated Glass by Tuffx

Ambience
Commercial Floor Glass by Tuffx

infinity
Floor Heating by Tuffx

MADE IN BRITAIN[®]



EXCEPTIONAL PRODUCTS EXCEPTIONAL SERVICE BESPOKE FABRICATION

Lux Unique design and manufacture bespoke high quality steel garden products in the UK.

The team behind Lux Unique are family and operate an onsite steel fabrication company so have a wealth of state-of-the-art machinery and expertise at their disposal. Over the last few years, the company has grown to support many garden designers and clients in creating bespoke pieces for their outside spaces which are beautifully designed and will stand the test of time.

The popularity of Cor-ten steel known for its exceptional strength, longevity and zero maintenance has seen this material become the product of choice for so many landscapers and garden designers. Lux Unique offer a minimum thickness of 3mm on all Cor-ten products because to offer a thinner material would simply compromise on the quality and strength of the product, something many of their competitors do.

The company also offers steels products in powder coated and galvanised finishes.

The on-site design team, technical engineers and fabricators mean that Lux Unique have total control over the design and manufacturing process from inception to completion and can work with clients to create truly bespoke, high quality crafted pieces.

The team has created many bespoke pieces for clients including planters, raised beds, water features, ponds, steps, and garden edging working with designers on all the technical aspects of their ideas to come up with solutions to suit the space and budget.

Its commitment to high standards has placed Lux Unique at the forefront of bespoke fabrication for the garden industry, bringing superior quality UK made products to the market and offering a personal one-to-one service for all its clients.



T: 03333 66 11 30
Email: hello@luxunique.co.uk
W: www.luxunique.co.uk

**LUX
UNIQUE**

Bespoke Steel Garden Products

www.luxunique.co.uk
hello@luxunique.co.uk
(t) 033 33 66 11 30



Planters | Ponds | Edging | Raised Beds

LET KUB3 CUSTOM-MAKE YOUR HOME INTERIOR EXACTLY AS YOU WANT IT



Kitchens • Bedroom • Office • Furniture

info@kub3.co.uk • 020 8667 1117
www.kub3.co.uk



HYDE NEW HOMES MEETS GROWING APPETITE FOR SINGLE STOREY LIVING WITH NEW WILDBRIDGE BUNGALOWS

Earlier this year, Savills reported that views of bungalows for sale on its website had more than doubled since 2019. Yet while demand is rising, bungalows account for just 9.2% of England's 26.8 million properties.

At Yapton in West Sussex, Hyde New Homes is working to address the supply and demand imbalance for single storey living. Its new Elms Collection, launching at Wildbridge on 11th and 12th October 2024, includes energy-efficient new bungalows, as well as houses with between two and four bedrooms.

The Elms Collection is the third phase of homes to launch at Wildbridge. The development's

previous phases have proven popular with a wide range of buyers thanks to their spacious design and superb quality. Lindsay Franklin (54), who bought a 25% share of three-bedroom home at Wildbridge through shared ownership for herself and her 19-year-old son, comments:

"The quality of build and finish here felt really impressive. None of the homes we'd viewed beforehand could match them. We have a brick



"The development's previous phases have proven popular with a wide range of buyers thanks to their spacious design and superb quality."

walled garden, the home comes with luxurious flooring, the garden is turfed, we have solar panels and there were no extra costs. Everything feels perfect and our new home has given us the security I was craving. We really enjoy living here."

Five bungalows are for sale as part of the launch of the Elms Collection, each of which includes a generously proportioned garden and two parking spaces. The development also includes a new play area and park for residents of all ages to enjoy, all within strolling distance of Yapton's shops, cafes, pubs and other daily essentials.

Minnie Dando, Head of Marketing & Communications at Hyde New Homes, comments: "Lower energy bills, increased usable living space and reduced everyday upkeep make single storey living an attractive option. We are delighted to be launching this choice in our new Elms Collection in Wildbridge. Every home has been built to a high specification as standard, including contemporary integrated kitchen units with integrated appliances. We want each buyer to enjoy experiencing Hyde New Homes' commitment to quality as we launch this fabulous collection of bungalows and houses."

The bungalows, along with the houses for sale at Wildbridge, will be available through shared ownership. This government-funded scheme enables buyers to purchase a share in a property, meaning they need a smaller deposit than if they were purchasing the home outright. The buyer pays a subsidised rent on the remaining share, with the option to purchase additional shares in the home according to their own financial circumstances and timescale.

Elms Collection homes are priced from £108,500 for a 35% share*. This means a buyer would need a deposit of just £5,425 to buy a home at the development.

Shared ownership at Wildbridge has proven popular with first-time buyers, though the scheme is not limited to those buying their first home. Craig Vincent (31), who bought a house at a previous phase of Wildbridge with partner Emma Morpew (26), comments: "Buying our first home through shared ownership was the right route for us. It provided us with an unmissable opportunity, and I'm not sure that we could have got on the property ladder without it. We purchased a 35% share, and put down a £6,500 deposit, opposed to what would have amounted to £37,000 if we were to buy the same home on the open market, which I found to be very affordable."

Living at Wildbridge opens up all the charms of the South Downs National Park and surrounding area. The traditional village of Yapton is just ten miles from Chichester, six miles from Littlehampton and three miles from Bognor Regis, providing a blend of urban and seaside landscapes, in addition to the greenery of the South Downs. Local attractions range from the Arundel Wetland Centre and Fishers Adventure Farm Park to Yapton Skate Park and Avisford Park Golf Club. For families, the local area provides easy access to a selection of 'outstanding' and 'good' rated schools.

Homes at Wildbridge also tick all the right boxes for eco-conscious buyers. The Elms Collection includes photovoltaic solar panels to all homes, double-glazed windows, Vaillant Ecofit combi or System boilers, LED downlights in kitchens and bathrooms and charging points for electric vehicles to selected plots. All homes are rated 'A' for their energy efficiency.

Each home in the Elms Collection also includes allocated parking (with carports or garages to specified plots), a turfed private garden with shed and water butt and high-quality fixtures and fittings, from Karndean vinyl tiles to Tomkinson twist carpets.

Buyers interested in Wildbridge are invited to visit the show home, launching on 11th and 12th October 2024. Homes in The Elms collection will be available to buy off plan and visitors can view floorplans and interactive materials to make their choice.

► **Further details are available at www.hydenewhomes.co.uk/wildbridge or by calling 01243 956 959 or emailing info@hydenewhomes.co.uk.**

LUXURY, CONVENIENCE, AND SUSTAINABILITY: INSIGNIA'S SUPERB SHOWER RANGE

"The design we love the most," says Leon, CEO of Insignia Showers, **"is when clients send us photos of their showers placed in the centre of the bathroom".**

This bold approach of positioning your shower cabin as the centrepiece in your bathroom sounds like an avant-garde move only someone with a 7-digit income can afford. Yet, Insignia Showers has dared to make it possible for practically anyone living in the UK.

HASSLE-FREE, LEAK-FREE, AND STUNNING

When the owners of Insignia Showers began designing their products nearly 20 years ago, the focus was on creating showers that simplify re-making your bathroom without sacrificing style and wellbeing.

It's safe to say they've achieved the objective. Why, you ask? Not only are all showers created with superb materials and following the strict design specs, but when you buy an Insignia shower you have a single cost. Nothing additional to spend, no additional time to waste. Just pick your preferred design, choose your size, and voila.

THERE ARE THREE KEY LINES THAT YOU MUST KNOW ABOUT.

1. The ECOnomy range

Free-standing shower cabins, which require no electricity, that can be placed practically anywhere in the room (so long as you can connect them to pipes), and bring you the superb leak-free design of Insignia for a starting price of £749.

2. The Enhanced Shower Cabins

Insignia's Platinum and Premium ranges elevate the shower experience. Designed to please the eyes and make showering a bliss, Insignia's showers offer advanced features like Leak-free tray design, chromatography, and full multimedia, allowing you to bring your favourite sounds along for your daily showers.



ECONomy Range

3. The Steam Showers

If you've ever thought you'd like to spend more time in the spa, but duty calls and makes it difficult, then perhaps this is the range for you. Packed with all the benefits of our Premium and Platinum Enclosed Showers, Insignia's steam showers will make your skin glow and clear your mind in just 10 minutes a day.

And of course, there's more

When you're so good at something, you don't stop with a single product. To complement their fabulous shower range, Insignia offer home saunas, shower cabins with a bathtub (and yes, it's also a features massage jets), steam generators, and more to help you turn your home into the only spa you'll ever need.



Insignia Outdoor Sauna



Steam Shower



Enhanced Shower Cabin

Insignia

Elevate Your Design with Insignia's Luxury Showers

Scan code



A Symphony of Light and Luxury in Every Shower

Introducing the future of bathroom luxury – Insignia Showers. These cutting-edge designs are crafted to elevate your architectural and interior projects, blending seamlessly with the aesthetics of modern living spaces. Experience the pinnacle of innovation with our steam showers, equipped with the latest technology to offer a spa-like retreat in the comfort of your home.

www.insigniashowers.com



CLICK BY ABODE, NEW MODERN KITCHEN HANDSPRAY COLLECTION

Abode, award-winning designer and distributor of market leading kitchen sinks & taps, Pronteau instant hot water taps, bathroom taps & showering solutions introduce Click, a brand-new range of modern push-button handsprays in a series of contemporary finishes.



Designed to blend with the company's contemporary mixer taps and sinks in stainless steel and granite, Click by Abode is the modern sink accessory that will optimise day-to-day life while complementing the style and décor of the modern kitchen space with its minimalist sprayhead, linear body type and compact size.

The beauty of this product is it can be paired with all styles of product across the Abode offer, adding another level of functionality to enhance customers every day life. This includes our full offer of Pronteau instant hot water taps, allowing for 5 functions from a single product when paired with our 4 IN 1 collection.

Dan Biddle, Product Manager at Abode says, "Handsprays are a great add on sale and provide a practical solution for cleaning / rinsing tasks at the



sink. This contemporary range enhances the overall Abode offer, and importantly provides the much-desired pull out functionality for our Pronteau collection. Click is designed to serve anyone looking for the perfect blend of ergonomic design, premium quality and superior performance in their kitchen."

The new and contemporary Click Handspray Collection by Abode offers the following design features:


CONTEMPORARY - Available in six modern finishes that include Matt White AT2246, Scandi Grey AT2245, Matt Black AT2244, Brushed Brass AT2243, Brushed Nickel AT2242 and Chrome AT2241.

PUSH BUTTON - The ergonomic on/off click valve performs better under static mains pressure than other mechanisms and provides a powerful flow to cut through cleaning tasks quickly and efficiently.

INDEPENDENT SPRAYHEAD FUNCTION
- Single spray pattern makes light work of cooking, cleaning and filling large pots to increase the lifespan of your contemporary mixer tap!

WATER EFFICIENT - Flow rate is limited to 5 litres per minute to help save water and energy and provide the right amount of pressure without risk of splashing.

"The beauty of this product is it can be paired with all styles of product across the Abode offer, adding another level of functionality to enhance customers every day life."



PULL OUT HOSE - The 1 metre pull out nylon hose is extremely flexible and resistant against chemicals, temperatures, and water pressure for optimal user functionality!

LOW LEAD BRASS - corrosion resistant, delivering on greater durability while protecting the environment.

COLD ONLY - Connects directly to the cold mains feed to provide easy installation and reliable, independent operation.



COMPLEMENTARY - Enjoy the extra functionality of a pull out spray and pair Click with the contemporary sink and tap collections by Abode, including its award-winning range of Pronteau 3 IN 1 and 4 IN 1 instant hot water taps.

Measuring H138mm x W50mm x D72mm, the new Click Handsprays are available now, and prices range from £152 to £207 including vat, depending on the finish. All materials and workmanship are covered by a 5-year warranty.

RETAILERS:

Don't forget to sign-up to the exclusive Accumulate loyalty rewards programme and collect points every time you sell an Abode product for you to quickly convert into rewards! To find out more, please visit

www.abodeaccumulate.co.uk or contact your Abode Area Sales Manager today.

► For more information, please contact Abode: t 01226 283 434 | e info@abodedesigns.co.uk | w www.abodedesigns.co.uk | For the latest brand news, please follow Abode on Pinterest, Facebook, Twitter and LinkedIn #WaterTheWayYouWantIt



Introducing the Waste Maid Elite S-Series: The Future of Disposer Technology



The new Waste Maid Elite S-Series is a ground-breaking leap forward in disposer technology that sets new standards and redefines the industry. Waste Maid Elite S-Series is an unparalleled combination of innovation, performance and convenience.

What Sets the Waste Maid Elite S-Series Apart?

- **SLIM**, Minimalist Design: Six new continuous models, feature a sleek design that saves space under the sink without sacrificing performance.
- **HUSH-SHIELD** Sound technology ensures a whisper quiet operation in the kitchen.
- **BIO-SHIELD** Treated Splash Guard: Ensures a cleaner, more hygienic disposal process.
- **TORQUE-MASTER** Grind System: Offering more torque and less vibration for a smoother, more efficient grind.
- **Compact Kitchen Compatible**: High performance without the need for bulky equipment.
- **Light Speed Installation**: The most hassle-free setup on the market, making installation a breeze.
- **Versatile Grinding Capability**: Allows grinding of any food item, from bones to broccoli

Additional House Builder Benefits:

- Huge Specs (4 Horse-Power options) from as little as £59!
- Delivery options to site, sub-contractors, kitchen suppliers
- Free Show Home unit for 25+ dwellings
- Trusted brand (UK warranties) with over a million units sold



****Instant Hot Water Tap Coming Soon****

Wastemaid.co.uk | Contactus@wastemaid.co.uk | 01252 501969

YOUR KITCHEN CONTRACT PARTNER - THE UK'S LEADING KITCHEN CONTRACTS BUSINESS



Nolte Kitchens UK is your perfect partner for any contract kitchen installation, offering all you need to make your install seamless, each and every time.

Critically important for any project is having complete confidence in your suppliers. Nolte has a dedicated Contracts team, serving both boutique housing projects and large-scale developments.

Their German-engineered kitchens are made to order and shipped from Germany pre-assembled, saving on installation time, and their breadth of portfolio allows for complete flexibility, aligning with your project budget or finish, from contemporary handle-less to more traditional, classic shaker style.

Choose from three class-leading, high-quality collections: Express, Nolte, or their luxury range, Nolteneo. For projects requiring a co-ordinated aesthetic, Nolte offers a range of living and utility furniture. And once you know what style of beautiful kitchen you want, the Nolte highly experienced kitchen makers will build them for you efficiently and effectively.

They use decades of experience and their latest software provides full CAD designs, quotations, comprehensive project managed installations with SMSTS, SSSTS and CSCS-certified managers and a full insured install team and dedicated after sales department.

From first designs to final fit, you can trust Nolte Kitchens Contracts to deliver an exceptional service, and an even better result with their thorough quality assurance process which gives you full



control, no surprises and a final result exactly as you imagined it (if not better).

Creating stunning kitchens is a team effort, and Nolte works with select and highly regarded suppliers that they can trust to make sure every project goes to plan. These include leading brands such as Miele, Caesar Stone, Quooker and Electrolux, and many more. So, from worktops to appliances, sinks to final fittings, whatever your kitchen budget or desired design, they have every kitchen ingredient covered.

For your added protection, health and safety is a Nolte priority. They retain the services of a highly successful independent health and safety consultancy, who provide effective, user-friendly policies and procedures along with practical assistance with implementing safety strategies. Working with them means Nolte can cover site-specific RAMS, regular on-site health and safety inspections, company health & safety policies and employee training.

Nolte Kitchens Contracts has exciting plans for 2024, so if you're looking for a new kitchen contract supplier, get in touch.

www.nolte-kitchens.co.uk/trade

nolte[®]
KITCHENS CONTRACTS

nolte[®]
KITCHENS CONTRACTS

YOUR KITCHEN
CONTRACT *partner*

MORE THAN 99% OF THE WOOD WE
USE COMES FROM CERTIFIED SOURCES

Our German heritage and 70-year history means we stand for all the things you'd want from a kitchen contract team: quality, precision, reliability.

And our modern approach means we'll give you a quicker, more straightforward and more sustainable kitchen project at every step.

We're proud to be a climate-neutral company — an achievement we think is one of our greatest to date. After all, we make 900 kitchens a day and export to over 60 countries, so neutralising our effect on the planet hasn't been easy.

PARTNER WITH US AT [NOLTE-KITCHENS.CO.UK/TRADE](https://www.nolte-kitchens.co.uk/trade)



ELEVATE YOUR KITCHEN: CHOOSING THE PERFECT WORKTOP FOR STYLE, DURABILITY AND FUNCTIONALITY

When choosing the worktop for a kitchen there are a lot of factors to consider including style, practicality and cost. Molly Chandler, Kitchen Designer at Willis & Stone shares her expert knowledge.

When choosing the worktop for a kitchen there are a lot of factors to consider including style, practicality and cost. Molly Chandler, Kitchen Designer at Willis & Stone shares her expert knowledge.

WHICH IS THE MOST STYLISH KITCHEN WORKTOP TO CHOOSE?

I personally think Quartz stands out as a stylish choice for kitchen worktops due to its exceptional combination of beauty, durability, and versatility. Composed of natural quartz crystals blended with resins and pigments, quartz offers an extensive range of colours and patterns, mimicking the appearance of luxurious natural stones like marble and granite. Whether you prefer a sleek modern look or a timeless classic appearance, quartz adapts seamlessly to various design styles, making it an ideal and enduring investment for any kitchen space.

WHAT IS THE MOST DURABLE KITCHEN WORKTOP AND WHY? AND WHAT KITCHEN WORKTOP IS THE LEAST DURABLE, AND MOST PRONE TO DAMAGE?

When it comes to durability, few materials rival the strength and resilience of stainless steel for kitchen worktops. Renowned for its robustness and longevity, stainless steel offers exceptional resistance to heat, stains, and corrosion, making it an ideal choice for high-traffic kitchen environments.

Laminates are often considered the kitchen worktop material that is least durable and most prone to damage. While they offer affordability and a wide range of design options, laminates are susceptible to scratches, chips, and heat damage compared to other materials like quartz, granite, or stainless steel. The thin layer of plastic laminate

covering a substrate material can wear down over time, especially in high-traffic areas or with heavy use. Additionally, exposure to moisture can cause swelling and delamination, leading to further deterioration. Therefore, laminates generally require more careful handling and maintenance to prevent damage and ensure longevity in the kitchen space.

WHAT IS THE MOST HYGIENIC WORKTOP CHOICE, AND WHICH IS THE LEAST?

Quartz is one of the most hygienic worktop choices available. Its non-porous surface prevents the absorption of liquids and the harbouring of bacteria, making it highly resistant to stains and microbial growth. Unlike natural stones such as granite or marble, quartz does not require sealing, eliminating potential breeding grounds for germs. Its smooth texture also facilitates easy cleaning with mild soap and water, ensuring a sanitary environment for food preparation.

WHICH KITCHEN WORKTOP IS THE MOST AFFORDABLE?

Laminate worktops are widely recognised as the most affordable option for kitchen surfaces. Combining budget-friendly pricing with a diverse range of designs and colours, laminate worktops offer homeowners a cost-effective solution for achieving a stylish kitchen aesthetic without breaking the bank.



"When it comes to durability, few materials rival the strength and resilience of stainless steel for kitchen worktops."

While laminate may not match the durability of materials like quartz or granite, it provides a practical choice for those seeking an attractive yet economical option for their kitchen renovation or upgrade. With proper care and maintenance, laminate worktops can offer years of functional and visually appealing service at a fraction of the cost of other materials.

WHAT IS THE MOST EXPENSIVE TYPE OF KITCHEN WORKTOP?

The most expensive type of kitchen worktops often fall within the category of natural stone surfaces, such as marble, granite, and quartzite. These materials boast a luxurious look, durability, and unique patterns, making them highly sought after in upscale kitchen designs. While marble tends to be the most costly due to its elegance and rarity, quartzite and granite follow closely behind in terms of price. These premium options not only elevate the visual appeal of a kitchen but also add significant value to the overall home.



EAST MEETS WEST WITH NARA FOR A TRANQUIL, FUNCTIONAL BATHROOM EXPERIENCE



Tap into the Japandi trend and create a restful bathroom environment with Nara, a beautiful new range from BAGNODESIGN.

Taking its inspiration from the interior design style that fuses Japanese and Scandinavian minimalist design, Nara is a complete bathroom collection with tranquillity at its core.

Influenced by the ancient city of Nara, Japan - where Edo architecture, enchanting temples and immaculate gardens merge tradition, nature, and spirituality - the range epitomises bathroom design at its most elegant and serene. Japanese simplicity and appreciation for nature pairs with Scandinavian practicality, beauty and comfort for a relaxing and beautiful scheme.

Integrated with clever storage space, Nara offers a complete solution; from brassware and accessories to basins, BAGNOQUARTZ bathtubs, furniture, mirrors, tiles and lighting.

Clean lines provide the balance for a practical interior, while earthy tones and natural textures such as wood, bamboo and stone infuse a richness that could be extracted from nature itself, fulfilling the desire for organic elements to channel a spa-like setting. Iconic Japanese wood slat detailing appears

on freestanding basins and furniture, and ultra-modern wall and pendant lights make a Scandi-style statement.

Achieve a bright and light Scandinavian aesthetic with opulent Oyster, chic Chrome or muted Brushed Nickel brassware to complement white sanitaryware and oak wood furniture. Or opt for Matt Black accents and walnut wood for a sultry, Japanese inspired vibe. Pair with a full range of wall-mounted accessories and complementary mirrors for the ultimate in pared back simplicity.

The Nara range also encompasses stone-effect floor and wall tiles, in four colours all with a luxurious matt finish. Crafted from porcelain, the tiles offer the perfect surface solution to turn even the busiest of bathrooms into a space of calm and relaxation.

➤ **For more details, contact Sanipex Group on 01924 233977 or visit www.sanipexgroup.com/uk**



NARA COLLECTION



BAGNODESIGN

WWW.BAGNODESIGN.IT

INTRODUCING DARTMOOR FROM CALYPSO BATHROOMS



Leading British premium bathroom furniture brand, Calypso Bathrooms, proudly unveils the Dartmoor Collection as part of its major seasonal update for Autumn/Winter 2024. This exciting new collection re-imagines the classic shaker style door already prevalent in kitchens, and places it in the bathroom, presenting a contemporary twist ideal for today's interiors.

"Dartmoor is the essential collection for those who appreciate traditional design but want a fresh, modern feel to their bathroom," says Charlotte

Tilby, Bathroom Expert and Head of Marketing at Woodstock Trading Co., "and with our expertly curated palette of five timeless matte finishes, it's never been easier to add a sense of sanctuary and style to the bathroom."

Available in Whisper White, Cashmere Cream, Soft Green, Dark Sapphire, and Soft Graphite, the collection's palette reflects the trend towards cossetting, earthy tones that create a spa-like atmosphere in the bathroom, a key trend for 2024 and beyond.





94%

of businesses say sustainability is important, but what exactly should you be looking for?

BRITA VIVREAU water dispensers minimise your carbon footprint, reduce waste and save money.

 **BRITA**

BRITA VIVREAU EXTRA C-TAP

Harness the power of our natural, carbon neutral R290 refrigerant. Also comes with a night-mode setting to help reduce your energy consumption by up to 60%.



Scan the QR code to find out more | 020 8523 3000 | cafepoint.co.uk



GARDE HVALSØE REVEALS KITCHEN FOR OEO STUDIO'S ANNE-MARIE BUEMANN

A kitchen design that celebrates collaboration

Garde Hvalsøe, the Danish company known for its craftsmanship and high-quality kitchens and cabinetry, has worked closely with friend and collaborator Anne-Marie Buemann, Managing Partner of OEO Studio, to develop a tailored kitchen design for her new home in the Northern Harbour of Copenhagen.

For her apartment, Anne-Marie fittingly selected Garde Hvalsøe's Lykke kitchen model, which was designed in 2020 by Founding Partner and Head Designer of OEO Studio, Thomas Lykke. Unlike a traditional cabinetmaker's kitchen, the design is modular, which provides a high degree of flexibility in its installation. Thomas Lykke, who has been running OEO Studio together with Anne-Marie Buemann since 2003, has a family history of cabinetmaking, growing up with a cabinet-maker grandfather. The Lykke kitchen came out of Thomas's own requirement for a new kitchen for his home; a historical flat from 1896 in the heart of Copenhagen's Østerbro district.

For Anne-Marie's kitchen, the lightly oiled oak wood pairs immaculately with a bespoke Atlantic grey marble kitchen top over the kitchen island, which in turn, compliments the sleek stainless-steel worktop utilised on the secondary section. Anne-Marie always knew she wanted a new kitchen by Garde Hvalsøe, and the model designed by her business partner seemed fitting in many ways. She selected a backsplash with red tiles from the Din Collection tiles, designed by Konstantin Grcic for Mutina to match the characteristic Petersen Tegl red bricks of the building's architecture by Henning Larsen. Larsen had a vision to create a waterside residential retreat with a nod to the industrial history of the area and its much-loved local harbour.

The kitchen design can be appreciated for having an almost floating expression, with a metal plinth that strikes a contrast to the body in solid oak wood. The metal is also used in slender vertical divisions wherever cabinets are joined together, highlighting the lines of the design. The Lykke kitchen celebrates



"The kitchen design can be appreciated for having an almost floating expression, with a metal plinth that strikes a contrast to the body in solid oak wood."



a classic and timeless expression with subtle details that highlight both materials and composition through the use of contrasts, such as wood and metal.

The worktop takes on an elegant and similarly floating appearance thanks to its slightly raised position and the use of a shadow-groove trim, while the visible finger joints complete the impression of a classic cabinetmaker's kitchen in a modern interpretation. A custom-designed shelving unit sits along the back wall, with concealed appliances by Gaggenau.

Reflecting on the finished result of her new Garde Hvalsøe kitchen, Anne Marie comments "Our kitchen occupies a prime position in our living room, boasting views of the open sky, water, and Copenhagen harbour. Therefore, our choice of kitchen needed to seamlessly blend with the exterior architecture, while simultaneously standing out as a crafted piece of furniture. This natural integration with our existing furniture, art, and objects was essential."

► Photography Credits: Michael Rygaard



HES2 Concealed Hinge. Innovation, Reinvented

At Sugatsune, product innovation is never the end of a journey. Every breakthrough is the start of a new one. For us, innovation is the drive to never settle for what you already have. It's a state of mind, the urge to push even further.

30 years have passed since we first launched one of our proudest innovations, the HES concealed hinge. A genuinely revolutionary concept, the original HES3D reimagined the very concept of a concealed hinge, based on a reengineered classic hinge design, and in the process opened the door to previously inaccessible use cases for concealed hinge technology.

The HES range has become one of our best sellers and a flagship product, winning multiple awards along the way. But we haven't sat on our laurels to admire our achievements. The innovations have kept on coming.

Nowadays, there's an HES hinge for practically every architectural application. And with the latest HES2 model, we've made installation simpler and more accessible than ever.



Pivot Away

The big breakthrough with the original HES design was the removal of the pivot arm that the previous generations of concealed hinges had relied on. The pivot arm meant concealed hinges could be installed directly to the inside panel of a cabinet, without the need for a frame. Inset door types could be accommodated.

But there was a downside. Concealed hinges worked for cabinets. But what about interior two-way doors? You couldn't 'conceal' a hinge in the same way by hiding it inside a cabinet. And often door frames were too narrow for the elongated arms anyway.

By reimagining the classic butt hinge so the central barrel tucks away in recesses within the footprint of the hinge itself, the HES design is compact enough to fit on a typical door frame, but folds away in on itself so it is totally out of sight when the door is closed.

What is more, with the removal of the pivot arm, the HES design is stronger and more robust. As well as being suitable for interior doors, it can handle heavyweight doors up to 125kg. There are now HES hinges available for everything from the smallest cabinets all the way up to the largest interior doors, making it the only concealed hinge range on the market suitable for all architectural applications.

Simplicity on the Surface

For all the aesthetic and functional benefits of the original HES design, it came at a cost. Door hanging is a tricky job at the best of times. With the original HES models, you had to mortise both the door and the frame/cabinet panel.

The big step forward with the HES2 version is surface mounting. You only have to mortise the door, halving the time and effort it takes to install. On the frame, it's just a case of screwing on a plate.

For simplicity and convenience, all HES hinges separate. Once the door is mortised and the door plates are installed, we provide templates for pre-drilling the frame to further support speed and accuracy. The frame plate is clipped into the door plate before being screwed



onto the frame. Once mounted, adjustment screws allow for vertical and depth alignment of up to 3mm for a perfect finish.

The surface mounting on the frame also means that the HES2 can also be fitted to slim framed or even frameless doors where there is not enough wood to mortise into. So even more door types can benefit from the flawless aesthetic of a concealed hinge.

The HES2 continues the tradition of pioneering concealed hinge concepts Sugatsune began 30 years ago. Our 3D-adjustable surface-mounted concealed hinges remain the only products of their type available on the market.

Not that the HES2 is alone. At the same time we launched this hinge, we also unveiled the HES1. Designed for frames as little as 8mm in width, the main selling point of this version is the incredibly snug fit between door and frame/wall. While not technically concealed - the mortising on the frame includes cutting out the front elevation so the mounting plate is visible in profile when the door is closed - the flush finish means it is easy to make the plate all but unnoticeable for a pristine effect.

One thing we can't hide at Sugatsune is our dedication to pushing the boundaries of functional and aesthetic design. 30 years on, the HES range is a dynamic concept that we keep evolving. It already provides simplicity and tasteful convenience to most types of cabinet and architectural doors. Where next?

SUGATSUNE

Since 1930

Hinge
Innovation
Door
Evolution



Only Sugatsune



Japanese manufacturer of
LAMP and **ZweiL**
branded products

FURNITURE, ARCHITECTURAL,
MARINE AND INDUSTRIAL HARDWARE

Unit 635, Wharfedale Road, Winners
Triangle,

Wokingham, RG41 5TP

Tel: 01189 272 955

Email: sales@sugatsune.co.uk

www.sugatsune.co.uk



KEYLITE HELP CALA MEET PART Q REQUIREMENTS FOR SEMI-RURAL DEVELOPMENT

Situated in a highly sought-after area of Berkshire, Cala Homes' Knights Grove development on the edge of the historic Newbury Market town boasts a selection of superbly designed 3, 4 and 5 bedroom family homes.

Built with modern family living in mind, Cala Homes aims to make energy-efficient, low-maintenance homes in breathtaking locations, surrounded by outstanding countryside, and Knights Grove is no exception.



Four different house types in the Knights Grove development feature Keylite Roof Windows' (Keylite) new Fixed Skylights, which have been designed for roofs pitched from 10 degrees upwards, allowing for up to 44 per cent more daylight than a standard centre pivot window* and a higher level of security.

Keylite's Fixed Skylight is also compliant with Part Q of UK building regulations and helps housebuilders meet the latest guidance in 'Security in dwellings: Approved Document Q' to help resist unauthorised access in new dwellings.

The purpose of Part Q is to make a window sufficiently robust to resist its ability to be levered open or from the glass pane being removed intact from the window frame. The aim is to make the opportunist burglar give up these means of gaining



access and either leave or have to break the glass to gain entry.

Cala Homes has been a solus Keylite installer for many years and the Fixed Skylight was specially designed from collaboration and feedback from Cala. Keylite's Hi-Therm high performance glazing and Deep Tile Flashing was also specified for the development.

Lewis Scott, National Account Manager for Keylite, added: "Our Fixed Skylight takes the headache out of compliance by offering a straightforward solution for housebuilders needing a secure roof window unit that performs as low as 10 degrees.

"The product's seamless integration into any construction project also brings a higher level of security to a property and is BBA tested and approved - providing extra security and peace of mind."

All of Keylite's roof windows offer unique USPs as standard, such as factory pre-installed Flick-Fit brackets, which are ideal for installers; and the Integrated Expanding Thermal Collar, which appeals to housebuilders and architects for its 'straight out the box' solution to enhanced thermal performance.

Cala Homes offers forward-thinking premium homes with the aim to achieve net-zero carbon homes by 2030. Cala strives to not only build homes that are more sustainable, but also give their customers the tools and technology they need to operate sustainably.

"Cala Homes offers forward-thinking premium homes with the aim to achieve net-zero carbon homes by 2030."



► For more information about Keylite Roof Windows, please visit www.keyliterateofwindows.com, call 01283 200 158 or email info@keyliteuk.com.

RIVERSIDE RETREAT SECURED WITH EQUILUX SHUTTERS FROM CHARTER GLOBAL

Situated on the tranquil banks of the River Thames, Buckinghamshire, sophisticated home security measures were required for this beautiful new build retreat.

Being in an affluent area, the risk for crime and intentional property damage was high, especially as the home was to be periodically vacant.

As aesthetics were as important as security, over 20 bespoke Equilux Built-In Security Shutters from Charter Global were provided to physically secure each opening, whilst maintaining a pleasing style that complemented the architecture.

The Equilux Built-In shutter is a lintel security solution where the roller



shutter barrel is engineered to lie within the structural lintel above an opening. Therefore the traditional unsightly headbox can sit neatly within the lintel; hidden from view.

For this specific project, the lintels were designed to bear the loads from internal & external leads and lined with high-density insulation and issued to site with clear method statements along with temporary access panels.

While the client is away from the property, the shutters provide an obvious yet not unappealing high-security protection to the house, but

when open, the integrated structural lintel solution provides unaltered views of the river.

Working closely alongside the teams onsite enabled the security shutters to be concealed successfully and the shutter guide detail integrated into the traditional timber cladding.

The shutters were provided in RAL 7047 matte grey to compliment the property's other architectural features and on this client's requirements, the shutters were programmed to be controlled via a single master switch per floor.

▶ Charter Global Ltd, T: 0845 050 8705
W: www.charter-global.com
Email: enquiries@charter-global.com



Arridge Garage Doors Since 1989



- Top Brands
- Discounted supply to trade and retail
- Quality installation service available

★ REVIEWS
4.82 Rating

sales@arridgegaragedoors.co.uk
arridgegaragedoors.co.uk • 01691 670 394



When it comes to verandas, we'll give you the right support.

Creating your customer's vision of the perfect veranda system just got easier. The ParallelRoof 100 now comes with a comprehensive range of components, including structural support, to provide a complete solution excelling in both style and function.



With over 50 years of global product development and 7 testing centres worldwide, you can be reassured with Reynaers Aluminium. Get in touch to find out about our sustainability credentials.

reynaers.co.uk/veranda

TOUCH

IRONMONGERY LTD



www.atochofbrass.co.uk

210 Fulham Road, Chelsea London SW10 9PJ

CELEBRATING 40 YEARS

One of London's leading Architectural Ironmongers

Originally called "A Touch of Brass", TOUCH changed their name in 2003 in reaction to advancing market changes in architectural Ironmongery to reflect the broader range of products and finishes that they sell.

In fact today Touch supply 20 different finishes including Brass, Satin Brass, Polished Chrome, Polished Nickel, Satin Nickel, Copper, BMA, Antique Brass, Black, Pewter, Ceramic, leather, Stainless Steel, Satin Stainless Steel, Gun Metal & 4 different shades of Bronze and the list keeps growing. Whatever finish you require, Touch can help you get the right look.

Touch occupy their recently refurbished showroom at 210 Fulham Road, Chelsea, where they stock and display a vast range of their 5,000 products. With a customer base including Architects, Interior Designers, Builders and private Individuals who are interested in the quality end of the Ironmongery market, the company also have a healthy export market to all corners of the world, namely the Middle East, Europe and the Americas.

Touch Ironmongery's owner and founder, Bill Benham, has 42 years' experience in the Ironmongery trade, as does his colleague Jim Haselup. Saleem Qureshi is the newest member of our team and has 21 years' experience, meaning their knowledge is unrivalled in this industry.

The range of products supplied by Touch date from circa 1640 French (Louise XIV) and cover all subsequent periods (Georgian, Edwardian & Victorian), Art Deco and contemporary pieces also make up the product ranges.

Touch showcases the very best of British manufacturing; the best ranges are still produced in the Midlands by craftsmen in factories dating back 200 years or more.

Touch Ironmongery have recently become suppliers for **Designer Doorware (Australia)** Who have beautiful products with a cutting edge design Metal, Wood and concrete. We also have the exclusive rights to sell the **Olaria (Barcelona)** range in the UK.

Olaria make all our bespoke products, they have incredible levels of workmanship.

Touch also sell European manufactured goods which are considered to be of a very good quality.

With trends continuously evolving new and innovative products are constantly under development.

Touch understand that keeping up with the fashion-shifts is imperative in order to provide every customer with the best solution for their requirements.

Ironmongery can be a difficult and complicated aspect of a building project, as a result Touch aim to take this awkward aspect and make it user friendly and clear to understand by offering an on-site service where they carry out a detailed door by door, window by window, room by room Ironmongery schedule, highlighting all requirements and identifying all requirements.

Restoration is a large part of the business Touch will undertake complete Ironmongery refurbishment projects, and can restore old paint covered door furniture to their former glory, looking as good as new again at a fraction of the cost to replace.

For more information about Touch Ironmongery or to arrange a showroom visit please call 0207 351 2255 or alternatively visit www.atochofbrass.co.uk



BRITISH & EUROPEAN MANUFACTURERS SUPPLYING THE FINEST QUALITY IRONMONGERY

Touch combine traditional skills with modern manufacturing techniques to produce the most beautiful, quality fittings, built to stand the test of time.

As well as specialist bespoke items, Touch supply over 1000 products, available in 23 different finishes to furnish high end residential and commercial properties, royal palaces, government houses, historic castles and stately homes.

Olaria, available from Touch Ironmongery
www.atochofbrass.co.uk
 & www.olariabarcelona.com





SLIDING VS FOLDING: HOW TO CHOOSE YOUR DOOR TYPE

Both sliding and bi-fold doors present plenty of unique benefits to modern spaces, but what should decision makers consider when making a selection between the two?

Panoramic views, superior natural light and an improved flow between indoor and outdoor living - it's clear why so many embrace sliding and bi-fold door applications in their living spaces. Yet, as many look to add value to their buildings, perhaps less clear is how to choose between the two door types when comparing them.

Sliding and folding door features are naturally aesthetic in design and are often used to enhance the style and layout of modern spaces. On the surface, the choice between sliding and bi-fold doors may seem like it hinges on personal preference only. In fact, there's much more to consider than style, with the unique characteristics of both systems offering a wide range of benefits related to the door's operation, placement and functionality. With that in mind, what should decision makers look out

for when navigating the offerings associated with each door profile?

TO FOLD OR SLIDE

Noticeably, the main difference between sliding and folding doors is in the way that they open and close. Bi-fold doors are typically made of several panels (usually between two and seven) and are connected by a series of hinges and a concealed track running along the floor or ceiling. When opened, bi-fold panels will fold back on themselves, concertina-style, revealing a complete opening and stacking together in the process. As a result, bi-fold doors are ideal for high-traffic areas where ease of access is important and there is a small amount of space available for panels to be stacked.

"Sliding and folding door features are naturally aesthetic in design and are often used to enhance the style and layout of modern spaces."

Sliding doors, on the other hand, are usually constructed of fewer and larger panels. As such, even when closed, a sliding door feature can provide clearer, uninterrupted views, which is fitting for those with access to year-round idyllic scenery. When operated, the panels of a sliding door will open, usually on the internal side of a fixed panel or wall. In doing so, users have a tidier opening, free of stacked panels that would otherwise take up space, which is useful in more compact areas of the home. When pressed for space at the side of the required opening, a 'telescope' opening can also be utilised, which consists of narrower panels that require less space at the side of the door.

ATTENTION TO DETAIL

In any case, sliding and bi-fold door applications can offer superior functionality, visual appeal and space-saving capabilities when compared with traditional swing doors. These universal benefits have encouraged a growth of options in sliding and folding door systems, and alongside the different sizes, styles and configurations, it's important to consider where a door may be placed and who may be using it.

With exterior doors for example, a bi-fold system with single open access may offer greater ease of access into the outdoors, regardless of setting. Bi-fold door applications can open outwards or inwards and may be applied to both large and small



openings. Where fully open bi-fold doors are useful in larger settings or group gatherings, 'traffic' door configurations allow users to move through a single panel and remove the need to fold each panel back. In comparison, external sliding doors offer a straightforward solution for all requirements, whereby users may simply slide their door open to the amount that's required at the time.

Inside, both folding and sliding door features can elevate the visual appearance of a building, with spaces made to feel more open and airier. Alternatively, during winter spells, spaces can become cozier by closing off entire rooms and prioritising warm working and living areas. Flexibility aside, daily use is another consideration to make when it comes to internal doors. Bi-fold and sliding systems are often lightweight in design and easy to use, with sliding doors safer to operate. With a sliding motion, users eliminate the need to open doors into the direction of foot traffic whilst also removing the potential finger trapping risks that come with slamming doors - making them a suitable option for buildings where children are present, especially when a soft-close device is utilised. For modern living areas where floorspace is limited, sliding doors can also save noticeable amounts of room, and as such, are often utilised in small flats, medical environments and student accommodation. To maximise space even further, pocket doors offer an additional benefit of disappearing into the wall when not required, freeing up valuable wall space that a standard sliding door application would normally require.

For those on the fence, it's essential to review what may be best suited to your building by taking into account the whole picture and not only opting for a stylised approach. Sliding and folding doors can add value in a number of areas by sharing key advantages, several dissimilarities and a unique set of benefits. With that said, decision makers are urged to review these key considerations when making their choice - only then can one ensure their chosen hardware is practical in application.



THE RESIDENCE COLLECTION WINDOWS COMPLETE NEW BUILD PROPERTY IN SOLIHULL



The Residence Collection has completed a modern, new build home in Solihull with the installation of 12 Residence² windows.

Partnering with installer, Mainstream Windows Ltd and fabricator, Stedek Windows and Doors, 12 R² windows in the Clay colourway were selected to elevate this modern home situated in Solihull. These windows were specially chosen ahead of the construction of the property due to the colour matching exactly with the aluminium bifolds and fascias.

The R² collection is a leading aluminium alternative in the fenestration market and features straight-line innovation, superb energy efficient performance and a cutting edge square interior.

The windows at the property in Solihull used the Timberweld® joint manufacturing method to mimic a traditional timber joint, a combination of Georgian Bars, 28mm square glazing bead, fluted corner posts and Juliette balconies were added to complete the property. The strategic placement of the large bay windows and astragal bars allowed the property to maximise the available natural light and open living spaces.

Not only does the windows outperform visually but it is also a great choice for energy efficiency with A++ energy ratings and reach a u-value of up to 0.8W/m²k for triple glazing and 1.2W/m²k for double glazing as standard.

Bob Dhillon, Managing Director at Mainstream Windows Ltd, commented: "For this particular property in the highly desired Golden Triangle location in Solihull, the Residence² windows perfectly encapsulated the style of the property and the Clay colourway perfectly completed the property. These windows not only exceeded the desired aesthetic but also brought high level durability and energy efficiency.

"Our team took great pride in working on this project to seamlessly integrate each window to



perfection. We're thrilled to have been part of this project with The Residence Collection windows with fabricator Stedek Windows and Doors".

Jo Trotman, Marketing Manager at The Residence Collection, added: "We are dedicated to delivering top-quality windows to installers, fabricators, and homeowners, designed to elevate both the architectural and aesthetic appeal of new build properties. As part of The Residence Collection's 2024 vision, we are expanding into commercial projects and modern homes, with the Solihull property serving as a prime example of this exciting evolution.

"We are very pleased that our R² windows were chosen for this new-build property project and that everyone involved in the project is over the moon with the final result.

"We want to express our sincere gratitude to our valued partnerships that enable us to offer this premium design, manufacturing and installation service possible. For this project, Stedek Windows and Doors and Mainstream Windows and Doors played pivotal roles, and we look forward to working on future projects."

► **For more information on the Residence² Collection, please visit:**
www.residencecollection.co.uk/collections/r2



Rose
collection

THIS IS NOT AI

Meet Ultimate Rose

This is a real house, and those are real **Ultimate Rose sash windows**, manufactured by Roseview in a real factory (in Buckinghamshire).

They effortlessly reflect the timeless style and elegance of classic sash windows. They're perfect for this house.

But, they have a secret...

...they're not timber (although you wouldn't know if we didn't tell you).

These are hand-built modern windows that keep your home warm, quiet and secure. They don't stick, rattle or jam, and you won't need to repaint them every few years.

Timeless style. Modern Performance.

#TraditionRedefined

Find out more...

sashwindowsuk.com/tellmemore



CROFT

British luxury hardware brand, Croft, was delighted to exhibit for its fourth year at Decorex this year. Presenting its exquisite portfolio of hardware, a stunning collection of the company's signature products were on display, with the exciting introduction and first glimpse at two new launches.

From the refined Legacy and Brooklands collections, inspired by the iconic racing cars of the 1950s to the classically timeless Elegance collection, Croft presented some of its best traditional pieces for visitors to discover. Distinctive in both design and feel, the Icon collection was also showcased alongside more modern collections, including Avenue and the industrial-inspired Fusion. Classic knobs, roses

and backplates as well as Window and Entrance Door products completed the stunning exhibition display.

Offering an exclusive first look to visitors, Croft also unveiled two new launches at Decorex. A Narrow Espagnolette and the new Textured Collections that include Bark, Shell and Stone.

As a proud British, family-run company, Croft has been a leading name in architectural hardware in the UK since 1868, designing and handcrafting a diverse portfolio in over 25 different finishes and patinas.



SNUG FIT

Individual style is in and creating a snug room is a great way to show it - says Crittall Windows.

Planning a new look for your home? It seems anything goes these days - the trend is for individual style. With many of us spending more time at home, householders are increasingly design savvy in creating a personal style to reflect their lifestyles.

Creating a cosy snug room is a great way to show individuality and very in vogue. Think home comforts. Dimmable 'focus' lighting; natural shades, rugs, soft sofa, Smart TV, play area or a games section, maybe a book corner for you and the kids. Add a striking colour scheme, plants, prints, patterns and textures with



Courtesy: Lightfoot Windows (Kent)

cushions, rugs and throws and you've cracked it.

As is sharing natural light throughout your home.

While the nature of a snug is to make it comfy, clever use of glazing via Crittall's internal steel screens, doors and windows - made to order to your personal needs - ensure light is let in throughout the home and they look stylish, without compromising warmth and cosiness.

➡ Visit www.crittall-windows.co.uk | t: 01376 530800
e: hq@crittall-windows.co.uk

High quality joinery products for trade and private customers



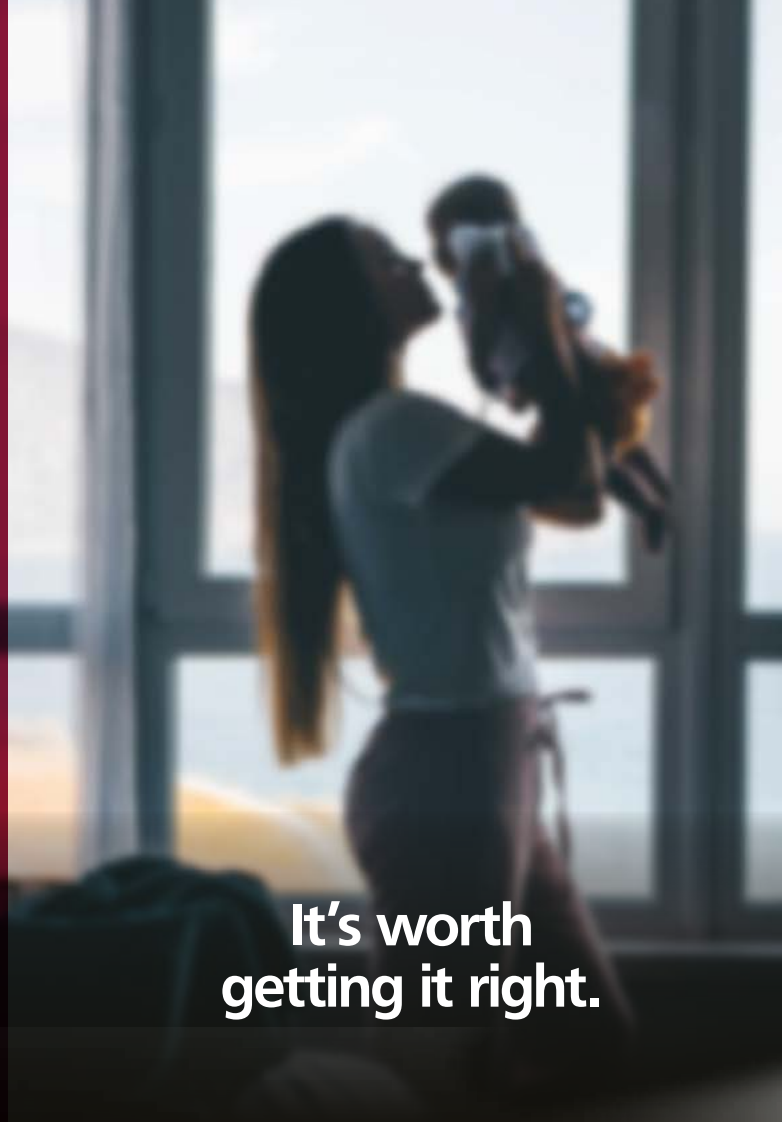
M & H Specialist Joinery are an established joinery company who specialise in the manufacture of good quality timber sliding sash windows, casement windows and external doors and frames at competitive prices, together with all other types of purpose made joinery.



www.mandhjoinery.co.uk | 01482 878 569 | martyn@mandhjoinery.co.uk
M & H Specialist Joinery, 11 Fairholme Lane, Wawne, Hull, HU7 5XB



It's a fine line between safety and tragedy.




It's worth getting it right.



rutlanduk.co.uk

Scan code for
RIBA Approved
CPD training



Style with Safety. With concealed door closers you don't have to compromise.





HUT-INSPIRED HOUSE

A new family home was built in place of an old cherished childhood holiday hut, acknowledging the hut's influence on the new design. Given the area's shift toward family home construction and the sentimental value attached to the old hut, preserving its appearance was deemed fitting for the new project.

The client's wish was to design a family home on the site of an original holiday hut, which he used to go to since childhood. It was clear that the hut had to go, but its appearance partly influenced the appearance of the new building. The new zoning plan in the entire area is set for the construction of family homes, so the huts here are gradually disappearing. We agreed with the client that due to the character of the area and the sentimental relationship to the original building, it would be appropriate to take into account the appearance and shape of the old hut.

An elongated plot on the edge of Říčany near Prague with an area of 820 m² is limited on one side by a noise barrier, adjacent to a railway corridor. The east side is limited by an access road, the other sides are defined by existing plots with typical holiday huts. While maintaining the distance from the railway and the neighbors, it was necessary to design a compact family home with three residential units and a total net floor area of around 180 m².

The functional layout divides the building into a northern service area and a southern residential area. The ground floor contains two studio apartments with separate entrances, the entrance and technical part of the main apartment, and a larger living room with a kitchen. The upper floor contains bedrooms, a study, and a bathroom of the main apartment.



Emphasis was placed on maximizing the simplicity of the main volume. The gable ends are clearly defined triangles and are highlighted by light wooden shading slats. The roof shape and its overhangs are based on the typical shapes of the original huts, at the same time they provide shading for the southern facade and protect the terrace from rain. A cantilevered balcony, an "outdoor room" is created by the master bedroom, behind the shading slats.



The materials are unobtrusive and natural - charred wood on the exterior, visible CLT panels on the interior, and furniture corresponding to the dark facade. The house is in a low-energy standard with electric underfloor heating and air conditioning with recuperation.

www.atelierhajny.cz
www.facebook.com/atelierhajny
www.instagram.com/atelierhajny

Photographer:
Radek Úlehla, www.radekulehla.com,
hello@radekulehla.com



"The client's wish was to design a family home on the site of an original holiday hut, which he used to go to since childhood."



MATERIALS

CLT panels - structure
charred wood - facade
cement floor, bathroom wall surfaces
oak veneer - light wood furniture, interior doors
birch veneer - dark wood furniture

PRODUCTS AND BRANDS

construction - Novatop\www.novatop-system.cz
Tegalit roof tiles - Bramac\www.bmigroup.com
facade - Albakmen\www.albakmen.cz
skylights - Velux\www.velux.cz
built-in furniture - Devoto\www.devoto.cz

Chaunceys Cornish Slate engineered oak herringbone adds a welcoming sense of comfort to this airy, high-ceilinged living space by Moon Build. The project is a beautiful example of this warm, mid-toned wood flooring laid in the traditional yet striking herringbone pattern.

The project also showcases this finish on a bespoke staircase and a feature mezzanine with a frameless glass balustrade, which were both colour-matched to the herringbone floor.



PARQUET FLOORING

The Timeless Interior Trend

Chaunceys Timber Flooring is excited to showcase parquet flooring, a classic design that continues to capture the hearts of homeowners and designers alike. With its intricate patterns and enduring appeal, parquet is making a strong comeback, redefining modern interiors while honouring its historical roots.

Our Satin Oil finish brings out the oak's natural honey tones and gives a luxurious sheen to its classic warm aesthetic.

Architect: Verity & Beverley



THE CHARM OF PARQUET: A TIMELESS APPEAL

Parquet flooring, characterised by its geometric patterns and artisanal craftsmanship, has been a staple in elegant homes for centuries. Today, it's not just for grand estates; contemporary designs have made parquet accessible for a variety of spaces.

EVOLVING PATTERNS: FROM HERRINGBONE TO VERSAILLES

Historically, parquet flooring has featured a range of patterns, including herringbone, basket weave, brick bond, chevron and the luxurious Versailles design. Herringbone in particular, offers numerous design options, such as single or double herringbone, brick patterns and whether to incorporate borders. Modern engineered wood flooring allows herringbone patterns to be created in much larger formats to suit bigger rooms and contemporary spaces. Homeowners can tailor their choices to reflect personal style and room size, ensuring a perfect fit.

Anouska Tamony chose our Roasted Honey finish on Tumbled Oak Herringbone for her living room project. These distressed solid oak herringbone blocks were an excellent choice for this comforting space, adding warmth and character.

Designer: Anouska Tamony Designs



Ian Tomlinson, Managing Director at Chaunceys Timber Flooring comments, "Each laying pattern tells a story, with herringbone remaining a favourite for its dynamic visual appeal. This year, we're seeing a shift towards more elaborate patterns like Versailles, which adds an air of grandeur to any room."



Our client selected Vintage Grey Tectonic® Herringbone flooring for their grade-II listed home in Clifton, Bristol. Our large-format engineered oak herringbone blocks were installed throughout this spacious house, including the kitchen, hallways, conservatory, and cloakroom.

This finish's aged aesthetic and elegant colour, paired with the stylish yet traditional herringbone pattern, was an excellent choice to complement this heritage property.

Photo Credit: Dave Pratt

ROOM SUITABILITY AND DESIGN CHOICES

When selecting parquet flooring, it's essential to consider both the room's function and its overall style. Parquet can transform a space, but certain patterns work better in specific rooms. For example, herringbone flooring adds an elegant touch to living rooms and hallways, but in smaller spaces, careful consideration is needed to avoid overwhelming the room. Opting for smaller herringbone blocks or lighter wood tones can make a compact area feel more open, while larger patterns and darker tones can add depth and drama to bigger spaces.

Design choices are also crucial in achieving the desired look. Lighter wood shades and minimal borders are currently trending for a modern, airy feel, perfect for contemporary homes. On the other hand, darker, richer tones bring a sense of warmth and timeless sophistication, making them ideal for creating a cosy atmosphere in dining rooms or bedrooms. Homeowners can also play with

"With its intricate patterns and enduring appeal, parquet is making a strong comeback, redefining modern interiors while honouring its historical roots"

border styles—such as block or plank borders—and the direction of the pattern to create contrast or harmony with the room's decor.

INSTALLATION: A COMPLEX CRAFT

While the beauty of parquet flooring is undeniable, its installation requires careful planning and expertise. Parquet patterns can be more complex and time-consuming to install than traditional planks. Proper installation is critical to achieving the desired aesthetic and ensuring the longevity of the flooring. Ian emphasises, "Investing in professional installation pays off. The precision in laying the patterns is essential for both functionality and beauty."



Our Chocolate Latte Tectonic® Chevron flooring created a captivating floor that warms this beautiful open-plan space in South Kensington. This project by Gravity Design Associates is an excellent example of the visual impact of oak chevron flooring.

Designer: Gravity Design

MAINTENANCE MATTERS

Maintaining parquet flooring is crucial to preserving its elegance. Here are the key maintenance tasks:

- **Regular Cleaning:** Regularly dust your floors with a non-abrasive, lint-free mop to remove dust and dirt that can scratch the surface. For deeper cleaning, use a mop with a specialist cleaner specifically designed for timber floors.
- **Protect from Moisture:** Wipe up spills promptly to prevent water from seeping into the timber and causing damage. Use doormats at entryways to reduce the amount of dirt and moisture brought in from outside.
- **Avoid Harsh Chemicals:** Use cleaning products that are appropriate for timber floors. Avoid harsh chemicals or abrasive cleaners that can damage the finish.
- **Furniture Pads:** Place felt or rubber pads under furniture legs to prevent scratches and dents. Avoid dragging heavy furniture across the floor.
- **Maintain Finish:** Depending on the finish (oil or lacquer), periodic reapplication may be needed to maintain the floor's protective layer. Follow the manufacturer's recommendations for refinishing or re-coating.

► **Chaunceys Timber Flooring**
0117 971 3131 | www.chauncey.co.uk

HAVWOODS INTRODUCES TWENTY-SIX NEW COLOURS TO ITS H COLLECTION

The perfect blend of quality and price, Havwoods is delighted to announce the addition of twenty-six exquisite new colours to its affordable H Collection.

Now comprising a total of forty-three products, the H Collection has been designed to withstand the demands of both commercial and residential areas, offering durability and exceptional performance at an unbeatable price.

Available in both plank and herringbone formats and in a range of soft ash-like shades to rich earthy hues, homeowners and designers alike can opt for a subtle or impactful wood floor to complement any interior.

Ideal for those looking for quality wood flooring at an affordable price, the budget-friendly H collection has been thoughtfully designed to inspire and elevate creative projects. An investment that is guaranteed to stand the test of time, the carefully considered and curated palette from Havwoods ensures there's the perfect wood floor options for all homes and commercial properties.



With an expansive offering, Havwoods offers market-leading timber-based solutions for any surface. With a varied collection that combines both traditional and contemporary designs in a range of colours and patterns, the

dedicated team work closely with every customer to ensure every detail of their project is met.

www.havwoods.com/uk

ELEMENTS®

INSPIRED BY NATURE

ORDER YOUR FREE COLOUR CARD

www.osmouk.com

AIR
201-130

EARTH
201-130

FIRE
201-130

WATER
201-130

BMK FLOORING



BMK Flooring was traditionally a wool carpet brand. However, recognising shifts in market trends towards more modern and contemporary hard flooring products the BMK brand started to change its focus. BMK is highly regarded as a leading specialist in Engineered Wood, Laminate, LVT and SPC. Our engineered wood and laminate products fall under the 'Chene' brand and are well known for quality and value.

Our engineered wood offering covers the most popular decors and finishes to further enhance our already strong reputation as a leader in quality and value. These are complemented by a selection of impressive display stands. We also have an exclusive collection of laminate ranges across various specifications, including a 72-hour aqua resistant range with registered embossed finish. In recent years BMK has also become a market leader in the UK supply of SPC products through our exclusive Firmfit range. Having had huge success with the Firmfit Original range, we launched three brand new ranges in Firmfit Pre-grout, Encaustic Tile and the Silent collection.

For more information, please contact **BMK Flooring** on 0113 380 2800 or your local Area Sales Manager. For more information on Firmfit please visit www.firmfitfloor.co.uk



MAXIMISING ENERGY EFFICIENCY: RADIATORS & HEAT PUMPS

As heat pumps become more and more popular, Nick Duggan, MD at The Radiator Centre answers our questions on which radiators are best to use with these systems and how to maximise energy efficiency.

WHY MIGHT I NEED DIFFERENT RADIATORS FOR A HEAT PUMP?

Heat pumps work at lower temperatures than conventional boilers and as a consequence, they will heat a room to a lower temperature as well. Traditional radiators are designed for higher-temperature systems and therefore may not work as effectively with a heat pump, leading to reduced heating efficiency. To compensate for this, it's likely that you will either need larger radiators than you currently have or more energy efficient ones. Radiators designed for heat pumps are optimised to operate efficiently with the lower temperature output of the heat pump.

WHAT ARE THE MOST EFFICIENT RADIATORS TO USE WITH A HEAT PUMP?

Radiators with more surface area are best as they can transfer heat more effectively into the

surrounding space, although this doesn't always have to mean larger radiators. Energy efficient radiators are designed to maximise the amount of heat generated and often include features like fins, convectors, or other elements that increase the surface area available for heat exchange in more clever, discreet ways.

These energy-efficient radiators also include an optimised heat exchanger, which uses 90% less water than is used in standard radiators, meaning less energy is needed to heat the water up. This also brings other advantages in that the radiators take less time to heat up and you lower your carbon footprint at the same time. For hard to heat areas many energy-efficient designs also come with a fan-assisted 'boost' that can generate up to three times the amount of heat that a conventional radiator would generate.



"These energy-efficient radiators also include an optimised heat exchanger, which uses 90% less water than is used in standard radiators, meaning less energy is needed to heat the water up."



DO I NEED BIGGER RADIATORS FOR A HEAT PUMP?

Not necessarily. If sticking with conventional steel panels then unfortunately these will need to be either longer or deeper, but there are alternatives out there such as the energy-efficient options, which use the lower flow temperatures of a heat pump better so there is less need to lose wall space for the sake of going greener. The energy-efficient options are typically made from materials with high thermal conductivity, such as aluminium.



COULD I USE MY EXISTING RADIATORS?

This will depend on a number of factors including the size of your home and how insulated it is. It is probably best to check with an authorised installer, but it is quite likely you will need to upgrade your radiators to compensate for the lower flow temperatures that heat pumps operate at.

➡ www.theradiatorcentre.com

ELECTRA-LOW HEATERS – LOW RUNNING COST, HIGH EFFICIENCY



As house builders, developers, and architects, your commitment to creating energy-efficient, comfortable, and aesthetically pleasing living spaces is paramount. In an era where sustainability and cost-effectiveness are at the forefront of construction and design, independent electric heaters from Electra-Low present an innovative solution that aligns perfectly with your vision.

One of the most pressing challenges in the construction industry today is the need to provide reliable heating systems that minimize operational costs for homeowners. Traditional central heating systems often lead to inefficiencies and excessive energy consumption, resulting in rising utility bills that can deter potential buyers. Electra-Low's independent electric heaters offer a targeted heating approach that allows for localized warmth in specific rooms. This means that, as a builder or architect, you can equip properties with systems that not only enhance comfort but also promote significant energy savings.

ENERGY EFFICIENCY

Electra-Low heaters are designed with energy efficiency as a core principle. Using less electricity to provide heat output comparable to conventional heaters, their advanced technology ensures that electricity is converted into heat quickly and effectively, without unnecessary energy expenditure. For example, the 300w model provides heat equivalent to that of a conventional 1kW heater.

SLEEK, MODERN AND ADAPTABLE

Flexibility is another key advantage of Electra-Low electric heaters. Unlike traditional systems that are fixed and often difficult to modify, these heaters have the option of being wall-mounted or free-standing to easily relocate as needed. This adaptability allows developers to design spaces that can easily accommodate changing needs, whether

it be for residential units, commercial spaces, or mixed-use developments. Homeowners will appreciate the ability to move heaters from room to room, ensuring that their living environment is always comfortable.

Available in a range of size and colour options, the aesthetic appeal of Electra-Low heaters cannot be overlooked. With their sleek and modern designs, these heaters can seamlessly integrate into any architectural style, enhancing the overall look of your projects. This attention to design ensures that your developments not only function efficiently but also stand out in the market, appealing to discerning buyers who value both form and function.

Finally, the convenience offered by Electra-Low heaters is a significant selling point. They feature programmable timers, allowing homeowners to customise their heating schedules with ease. This user-friendly approach not only enhances comfort but also adds value to your properties, making them more appealing to potential buyers.

By integrating Electra-Low's independent electric heaters into your building projects, you can provide energy-efficient, safe, and stylish heating solutions that resonate with today's homeowners. Elevate your developments with a heating system that aligns with modern needs and preferences, ensuring that your projects stand out in a competitive market. Embrace the future of heating with Electra-Low and set a new standard in home comfort and efficiency.

► For more details call 01304 842798 or email sales@electra-low.com







ELECTRA-LOW HEATING PANELS

LOW COST, HIGH EFFICIENCY ELECTRIC HEATING

Electra-Low slimline heating panels have been designed to keep running costs down. Our 30mm thick panels can be fitted to the wall or they have feet that can be attached for free standing use. Each panel is low in energy consumption but high in efficiency and they are all Guaranteed for 3 Years.



Model	EHP4 Towel Rail	EHP1H	EHP1V	EHP2	EHP3H	EHP3V*	EHP7H	EHP7V**
Power	175W	175W		300W	350W		600W	
Approx conventional equivalent	500W	500W 500W		1kW	1.5kW 640mm		2kW 11p	
Radiant & Convected heat	✓	✓		✓	✓		✓	
Can be wall-mounted	✓	✓		✓	✓		✓	
Can be free-standing		✓		✓	✓		✓	
Width x Height (mm)	440x600	600x440	440x600	640x640	1200x440	440x1200	1300x640	640x1300
Running cost per hour*	7p	7p		11p	15p		22p	
Colours	Silver coloured metal	White, Black, Brown, Grey						

* Example running costs based on a tariff of 34p per kW/h



RADIATOR OUTLET: YOUR PROJECT'S BEST-KEPT SECRET

AFFORDABLE RADIATORS, BATHROOMS AND UNDERFLOOR HEATING

Transforming spaces with warmth and style since 2015, Radiator Outlet brings you top-quality radiators without the premium price tag. Our journey began with a mission to provide top-notch radiators at prices that won't break the bank, and today, we're proud to expand our offerings to include stunning bathroom suites and efficient underfloor heating systems. With over 16,000 glowing 5-star reviews, our commitment to excellence is evident in every product we offer.

RADIATORS: COSY AND DURABLE

We believe in no compromises. Our radiators are manufactured to the highest standards, using premium materials to ensure durability, impressive heat output and sleek finishes. Even in the face of rising global costs, we've kept our promise of delivering quality products, providing you with reliable and stylish radiators.

Our direct manufacturing and warehousing capabilities mean you won't experience stocking issues, ensuring prompt delivery. Plus, our hassle-free 10-year warranty gives you peace of mind, knowing that any concerns will be addressed directly by us.

BATHROOMS: AN OASIS ON A BUDGET

We've taken our years of expertise in providing quality radiators and applied it to creating affordable, stylish bathrooms. From complete bathroom suites to individual pieces including freestanding bathtubs and elegant basins, we've got everything you need to transform your bathroom into a luxurious retreat.



Each product in our bathroom range is selected for its quality, style and affordability, ensuring you get the best value for your money. Whether you're renovating or building from scratch, Radiator Outlet's bathroom collection offers you the same high standards you've come to expect from our radiators.

UNDERFLOOR HEATING: COMFORT FROM THE GROUND UP

Experience the luxury of warm floors with Toasty Toes by Radiator Outlet. Our affordable underfloor heating kits include electric and water-based systems, designed to suit your space. Whether you need a low-wattage solution for a small area or a high-wattage system for larger spaces, you'll find the perfect fit to keep your feet toasty.

Our range also includes essential accessories including thermostats, insulation and valves, making installation and operation seamless.


Transform your space with Radiator Outlet, where quality, style and affordability come together and discover why we're the trusted choice for all your home comfort needs.

Radiator Outlet - The home of affordable comfort.

www.radiatoroutlet.co.uk

radiatoroutlet

THE HOME OF AFFORDABLE RADIATORS



For more information, please contact us.



Phone: 0845 860 5908

Website: www.radiatoroutlet.co.uk

Email: hello@radiatoroutlet.co.uk

Beautiful Designer Ceiling Fans



Powerful - Reliable - Silent




01256 636 509
www.henleyfan.com

Ventilation for the Built Environment



quietly CONTROL condensation
quietly EXTRACT pollutants
quietly tackle MOULD
quietly ensure FRESH air



Residential
Apartments
Hotels
Student Housing
Care Homes



Low Energy
Economical
MVHR - MEV - dMEV
Building Regulations
Compliant
New Build and
Refurbishment
SAP PCDB Listed

Vectaire Ltd. 01494 522333, sales@vectaire.co.uk, www.vectaire.co.uk

INTRODUCING CONSORT CLAUDGEN'S NEW COMMERCIAL FAN HEATER

Consort Claudgen is proud to announce the launch of the new CFH3 Commercial Fan Heater, designed to deliver efficient and reliable heating for workshops, garages, and other commercial spaces. Rated at 3kW, this heater features three fan speeds and three heat settings, along with a fan-only mode for optimal air circulation. The HRXSL controller ensures precise temperature control, offering up to 6 daily programmes and 7-day scheduling for enhanced energy efficiency. Multiple heaters can be controlled in a single zone configuration, providing scalable solutions for larger spaces. The wall-mounted heater is equipped with multi-directional brackets for flexible installation, offering 180° horizontal and



45° vertical adjustment for targeted warmth.

Finished in sleek matt black, the CFH3 is not only functional but also stylish, making it the perfect addition to any commercial environment.

For more information, contact Sales at 01646 692172 or visit www.consortepl.com.



CFH3 Commercial Fan Heater Wireless Controlled

Provides comfort heating while working in garages and workshops.

- 3kW rating.
- Supplied with HRXSL controller.
- Single phase only.
- Instant directional warmth.
- 3 fan speeds, 3 heat settings.
- Fan only setting for air circulation.
- One controller can operate multiple heaters in single zone configuration.
- Can be controlled by simpler SL controllers if required. This would, however, reduce the functionality.
- Finished in matt black.



01646 692172 sales@consortepl.com

For more info, scan QR code

Closing the performance gap to meet thermal targets

Achieve specified thermal performance with stone wool insulation that helps to close the thermal performance gap – supported by independent testing.

The new ROCKWOOL Technical Bulletin details:

- The results of independent thermal testing
- How ROCKWOOL stone wool insulation knits together to form a continuous insulating layer
- How ROCKWOOL products can contribute to improved thermal performance



Download the Technical Bulletin:



rockwool.com/uk/technical-bulletin



rockwool.com/uk

VENT-AXIA LEADS THE WAY IN DOMESTIC VENTILATION INNOVATION AT THE HVR AWARDS

Leading British ventilation manufacturer Vent-Axia impressed the judges at this year's HVR Awards with its groundbreaking innovation. The Sussex-based company scooped an award for its Lo-Carbon Sentinel Econiq Cool-Flow within the 'Domestic Ventilation Product of the Year' category at the HVR Awards 2024. Designed to help housebuilders manage overheating in new homes, the Lo-Carbon Sentinel Econiq Cool-Flow is Vent-Axia's latest flagship mechanical ventilation with heat recovery (MVHR) system combined with its intelligent Econiq Cool-Flow Module.



The Lo-Carbon Sentinel Econiq Cool-Flow helps ensure homes remain cool, comfortable, and energy-efficient.



For further information on all products and services offered by Vent-Axia telephone +44 (0)344 856 0590 or visit www.vent-axia.com

The comfortable solution for warmth where you want it, when you want it... guaranteed

- ◆ efficient
- ◆ controllable
- ◆ professionally installed
- ◆ nationwide suppliers
- ◆ 10-year guarantee



electrical underfloor heating by **SPEEDHEAT**

comfort from the ground up

tel: 01908 562211
tel: 07908 903936
email: info@speedheat.co.uk
www.speedheat.co.uk



Add humidity expertise to your skill set...



Steam Humidifiers



Dehumidifiers



Adiabatic Humidifiers

...and with our help grow your business.

- Design and support
- Equipment to suit all applications
- Full technical back up
- Adds value to projects
- Increases profit

www.humiditysolutions.co.uk

HUMIDITY
SOLUTIONS



INTRODUCING THE
FIREBOB

FLOATING FIREPLACE

The FireBob is the ultimate in suspended stoves. EcoDesign & DEFRA tested with top notch efficiency and emissions figures. It rotates too! Available in three sizes and many colours.

Handcrafted in bonnie Scotland.
Shipped worldwide.



Find out more at www.firemaker.co.uk
Or watch what we're up to on Instagram @firemaker_stoves



ELEVATE YOUR DINING EXPERIENCE WITH BEAUTIFUL DINING ROOM FURNITURE

Dining spaces have always been a place where family and friends come together, memories are made and delicious meals are shared.

The team at The Painted Furniture Company believe that dining room furniture should enhance those special moments by combining style, comfort and functionality. As a trusted furniture retailer, they offer an extensive collection of dining tables and chairs that cater to all types of spaces and occasions.

THE HEART OF THE HOME

Whether you have a traditional dining room or an area in an open plan layout, a dining space is more than just a place to eat. As Adam Browne, MD at The Painted Furniture Company comments, "Your dining table is often the communal hub of your home and a good dining table has more than just four legs and a top, a dining table has soul. A good dining table lives and breathes with you, it is a place around which memories are created, families grow, special occasions are celebrated and great dinners are shared with friends."

A WIDE RANGE OF DINING TABLES

Whether you're looking for a sleek, modern design or a timeless, traditional piece, dining tables from The Painted Furniture Company are designed and crafted to suit every lifestyle, from cosy dinners at home to grand celebrations with friends and family. Made from solid oak, they range from compact designs, ideal for smaller spaces to extendable models that offer flexibility when hosting larger gatherings.

"Our dining tables are crafted with versatility in mind," says Adam. "We understand that modern living spaces need furniture that can adapt to different occasions. With our extendable tables, you can seamlessly transition from everyday dining to entertaining a large group of guests, which can be especially useful during the festive season. Christmas is all about bringing people together,

and our extendable dining tables ensure that you can comfortably host family and friends without compromising on style or space."

COMFORT AND STYLE WITH BEAUTIFUL DINING CHAIRS

Dining chairs are not just about practicality, they are a key element in the style and comfort of a dining space. The Painted Furniture Company offers a range of dining chairs designed to perfectly complement their dining tables, with each available in a wide selection of paint colours and the choice of a wooden or upholstered seat in a variety of Clarke & Clarke fabrics. These chairs are crafted with both durability and comfort in mind, allowing you to focus on enjoying meals and moments with loved ones, whether it's a quick breakfast or a leisurely Sunday lunch.

"We are very proud that all of our dining chairs are made using a solid Beech frame, proper hand joined serpentine springs and are carefully upholstered with a thicker-than-usual and properly bonded fabric or leather for a high quality feel," explains Adam.

FLEXIBLE DINING BENCHES

"Dining benches allow for more seating compared to individual chairs, making them perfect for accommodating additional guests or creating a cosy, communal atmosphere", comments Adam. "We offer a range of styles which, whether used as part of a casual setup or paired with elegant dining furniture, will add a modern touch to any dining area. Plus, they can easily be tucked under the table when not in use, saving space and keeping the room feeling open."



"Dining chairs are not just about practicality, they are a key element in the style and comfort of a dining space."





FURNITURE TAILORED TO YOUR LIFESTYLE

At The Painted Furniture Company, they understand that every home is unique and so are the needs of their customers. With the exception of the Elveden, all of the dining furniture is designed and made in the UK, which allows them to offer bespoke sizing and colour choices, so customers

can create the perfect dining room that reflects their personal taste. Whether it's a rustic farmhouse look, a sleek contemporary style, or something in between, The Painted Furniture Company have options that will transform any space into a welcoming and stylish area for dining.

► **The Painted Furniture Company**
 01285 656 041 | www.paintedfurnitureco.co.uk

TILE OF SPAIN

Small in size but big on impact, Kit Kat and mosaic tiles provide a unique, decorative appearance that allows designers to be creative and produce visually striking interior schemes. Tile of Spain's manufacturers offer a wide range of mosaic and Kit Kat tiles that, thanks to their small format, variety of colours, textures, and patterns, leave a big impression, delivering distinctive and transformative spaces.



Perfect for giving walls definition and texture, Kit Kat tiles are thin, finger-like tiles that are admired for their sleek, streamlined look. Suited to a variety of interior design schemes, the thin tiles can be arranged vertically or horizontally to create unique and eye-catching focal points.

Mosaic tiles are a popular choice amongst designers and homeowners because of their graphic visual appearance, adding contrast and depth

to any space. Creating a balance between function and aesthetics, mosaic tiles may be used all throughout the home, including floors, showers, kitchens and outdoor spaces, instantly adding interest and texture.

Tile of Spain's manufacturers offer a wide variety of options allowing designers to spark their creative flare, ensuring there is no limit to the amount of customisation that can be incorporated into interiors.



FORWARD THINKING, FLEXIBLE AND AFFORDABLE

Invest in the best working environment for your business.

AVP Interiors specialise in the installation of Glass partitioning, demountable office partitions and suspended ceilings. Nationwide coverage creating office solutions of incredible diversity.

Sectors: Contractor & subcontractors for Corporate, commercial, Industrial, healthcare, education & domestic.



- Office fitout & refurbishments
- Glass partitioning
- Demountable Partitioning
- Suspended ceilings
- Carpets
- Pods & Booths
- Office furniture
- Tea points
- Plumbing
- Electrics & Data
- Decorating



Tel: 0333 772 0912
info@avpinteriors.co.uk

www.avpinteriors.co.uk

THE
WIDEST
CHOICE OF
WALLPAPERS
AND
DESIGNER
PAINT
COLOURS
ONLINE

wallpaperdirectTM

designerpaintTM

wallpaperdirect.com | designerpaint.com




Wallpaperdirect Designerpaint



HOW TO USE DESIGNER FLOOR TILES TO ELEVATE KEY ROOMS IN YOUR HOME

Our new Ramsbury Sand porcelain matt tiles, £1,40 per tile, 45x4.8 x 0.95cm, resemble reclaimed terracotta brick and they have been designed in a herringbone pattern for a striking floor finish.

Award-winning tile and flooring specialist Hyperion Tiles' new floor tile collections have been designed with luxury living in mind in every key room in your home. From the kitchen and hall to the dining room and bathroom, these tiles are durable, super-stylish and they stand the test of time.

Our director Richard Skeoch says: "The floor tiles you choose should help you to add your own personal style to your home at an affordable price and complement your lifestyle. Materials matter so make sure you research your different options. For example, porcelain floor tiles are popular for a



"From the kitchen and hall to the dining room and bathroom, these tiles are durable, super-stylish and they stand the test of time."



variety of reasons, from their ability to withstand wear and tear to their aesthetic properties. Real marble will instantly offer a premium finish thanks to its elegant aesthetic. Featuring natural veining, this distinctive natural stone is durable - you just need to maintain it with regular sealing."

Our latest blog, which covers how to elevate key rooms in your home with designer floor tiles, features tiles from our new collections, which are suitable for high traffic areas. We explain what to consider, from water resistance in a bathroom to substituting materials, such as stone and wood, with porcelain tiles which are designed to look real, for practical living solutions.

With more than 15,000 bespoke floor and wall tiles in a variety of patterns, colours, shapes and sizes, our portfolio also includes luxury wall-coverings, distinctive bathroom pieces, from mesmerising mirrors to stylish storage, and paint. To check out

our product portfolio and for more expert advice from our director Richard Skeoch, read our latest blog on floor tiles here and visit the home page on our website here.

Would you like to feature large lifestyle or cut-out images or receive more information on any of our products? Our director, Richard Skeoch, is also available for exclusive interviews on tiles trends, new products and more.

www.hyperiontiles.co.uk

POSSIBILITIES ARE ENDLESS WITH DP-SLIM FROM DECORATIVE PANELS



Are you in search of a statement piece that combines elegance, durability, and timeless design? Look no further than the latest innovation from Decorative Panels Lamination: dp-slim - a revolutionary 4mm thick acrylic surface collection that combines the elegance of REHAU Rauvisio Crystal glass with the unparalleled strength of crystal.

dp-slim Crystal collection includes over 16 designs from REHAU Rauvisio Pure, Strong and Deep portfolio.

Decorative Panels Lamination recently added REHAU Crystal Mirror to their dp-slim Crystal collection. The newest addition to the dp-slim collection adds a touch of sophistication and modern look that complements any décor style. Its unique combination of elegance, durability, and functionality makes it the perfect solution for designers, architects, and contractors looking to create stunning, one-of-a-kind spaces.

Whether you're working on a high-end residential project, a commercial development, or a hospitality design, dp-slim Mirror is sure to inspire and impress.

This beautiful decorative surface has the look and feel of a real mirror and has the advantages of weighing 50% less than standard glass mirror and boast a real glass reflection whilst being 10 times less susceptible to fracture.

Here are some of the benefits using dp-slim Crystal product: scratch resistant UV coating, hardcoat

finish for increased chemical and abrasion resistance, extremely hard wearing, flexibility to drill holes without shattering, flexible production - can be processed with common wood working tools, dirt resistant coating meaning it is easy to clean. Additionally, dp-slim Crystal also offers enhanced thermal resistance, making it an ideal choice for applications exposed to high temperatures. Its lightweight yet durable composition reduces the risk of breakage, ensuring a longer lifespan and minimizing the need for frequent replacements. Furthermore, the product's advanced manufacturing process allows for precise colour consistency, resulting in a uniform appearance that maintains its vibrancy over time. With dp-slim, you can enjoy a low-maintenance, high-performance solution that meets the demands of various industries, from construction and architecture to interior design and beyond.

The new dp-slim Crystal collection from Decorative Panels Lamination is designed for vertical indoor use. dp-slim is perfect for frontal and backsplash applications. With its easy to clean, hygienic surface, dp-slim is a suitable replacement for traditional bathroom and kitchen wall tiles. dp-slim Crystal is the ideal glass or tile substitute for all hospitality and retail environments.

Available to order in quantities from as little as just one laminated acrylic sheet with dimensions: 2800 x 1300 x 4mm.

www.decorativepanels.co.uk

dp-slim crystal

Timeless glass designs
with the unrivalled
strength of crystal

 dp-limitless

Designed for **vertical indoor use**, **dp-slim Crystal** is perfect for **splashback** and **wet wall** applications. With its **easy to clean, hygienic surface**, **dp-slim Crystal** is a suitable replacement for traditional bathroom and kitchen wall tiles. **dp-slim Crystal** is the ideal glass, tile or traditional stone and marble substitute for all hospitality and retail environments.

Available to **order in quantities from as little as just one laminated acrylic sheet** with dimensions: **2800mm x 1300mm x 4mm**.

Visit www.decorativepanels.co.uk to explore the full **dp-slim collection** within our **dp-limitless portfolio**.

 **REHAU**

 **the decorative panels group**

YOUR PERFECT PARTNER

Key benefits:



No commitment to purchasing in bulk



High scratch resistance



50% lighter than real glass



10x less brittle than real glass



Easily processed



4mm acrylic surfaces



ALL I WANT FOR CHRISTMAS IS ROOM!



GIFT YOURSELF A GARDEN ROOM THIS CHRISTMAS!

Christmas is just around the corner, and adding a garden room could be the perfect way to prepare for the holiday season. This cosy space can host family gatherings and festive parties, creating a warm atmosphere filled with holiday cheer. A garden room not only provides extra space but also enhances your celebrations this Christmas!

3 REASONS WHY A GARDEN ROOM IS THE PERFECT CHRISTMAS ADDITION:

Accommodation and Guest Space: "Yule" Love the Extra Space for Holiday Fun!

With family and friends arriving from far and wide, having additional accommodation is invaluable. Transforming a garden room into a cosy guest suite provides a comfortable retreat for visitors to relax.

Fun and Refreshment: Festive Bar (Sleigh What?!)

An adults escape from the stresses of home with a bar where it's happy hour, every hour. By converting a garden room into a Christmas-themed bar, homeowners can create the perfect space for festive get-togethers - from mulled wine to Baileys.

Family Fun: Deck the Halls with Movie Magic and Game Fun!

A conventional family home doesn't have the spare space to create a room dedicated to fun. Make it possible by adding extra space with a garden room. Christmas wouldn't be complete without movie marathons or family games. A garden room can serve as the ultimate home cinema or a games room, fully equipped with a pool table and dart board for holiday fun.



Did you know? A garden room isn't just for Christmas! Garden rooms are a lasting investment that can add up to 5-15% to the value of your home!

DON'T GET LEFT OUT IN THE COLD Act Now to Secure Your Garden Room!

Green Retreats has a limited number of pre-Christmas installation dates available, allowing you to enjoy your new garden room just in time for the holidays. They're offering special discounts throughout November and December, with savings of up to £2,000 OFF!

Don't miss out on creating a cosy garden retreat a private garden office. With discounted slots in high demand, act quickly to secure your installation.

➡ **Contact Green Retreats today to find out more and secure your date.**

Call: 01296 325777

Email: hello@greenretreats.co.uk



INNOVATIVE AND BEAUTIFUL STONE WORK SOLUTIONS



At Stoneworld, we our investments into the latest precision masonry technology mean we offer our clients innovative and beautiful solutions for interiors and exteriors in the finest natural stone available. Whether you're looking for classical or contemporary, we have the knowledge and technology to work with you from start to finish. Here's how:

Our 3D templating technology means we can visit your client site and take accurate and precise measurements of the space, alongside designs or drawings. Our experts can take this information and help you choose a design and material which will best achieve the desired result.

Next, our team of experts work with you to help make your vision a reality. We can advise on edging, material, finish and much more, with over two decades of experience with natural stone, your project is in good hands.

Our masonry team then create your staircase in premium natural stone. With state-of-the-art machinery, and our highly skilled team, we are able to take on large, complex projects with ease, from residential to commercial and public realm. Our stone is cut, edged and finished to your specification, taking into account technical requirements such as slip resistance and thickness, alongside bespoke features such as embedded lighting.

Finally, we also provide installation meaning you don't have to worry about a thing. Our team can take care of every step of the process; templating, designing, creating and installing your client's dream centrepiece with care and expertise from concept to creation and beyond.



Find out more about our masonry capabilities on our website at www.stoneworld.co.uk, or contact our team on 01844 279274.



STONeworld

SCAN ME

BESPOKE MASONRY SERVICES

STEPS | COPINGS | PIER CAPS | SCULPTURE | PAVING | WALLING | ROCKERY

www.stoneworld.co.uk (01844) 279 274 sales@stoneworld.co.uk



HYTTA - MINIMALIST CABIN IN NATURE FOR UNINTERRUPTED TIME TO THINK AND RELAX

A cabin where you have uninterrupted time to think and relax

We are creators by nature. It fulfills us to materialise our dreams and breathe life into our ideas. However, we often encounter obstacles unique to the current day and age: continuous notifications, digital noise, and the constant need to check our phones. These distractions prevent us from fully realising our potential and delving deeply into matters that are important to us. For this reason, Dominik Ilichman

and Adam Hofman have created Hytta - a modern cabin in nature where you can create and reflect on important matters without interruption.

MINIMALISM FOR MAXIMUM FOCUS

The main intention was to design a place that works in harmony with its natural surroundings to provide ample space for reflection and spark inspiration. The combination of privacy, nature, and a quality workspace enables you to free yourself from the hustle and bustle of everyday life, and explore new ideas and the things you truly value.

The goal was Scandinavian minimalism. No unnecessary elements to distract you. At the same time, Hytta includes the standards that we are accustomed to today, so that you feel comfortable and can concentrate without interruption. Spacious terrace and windows on all sides connect the interior with the surroundings, allowing nature to be used as a source of creativity and inspiration.



SPACIAL ARRANGEMENT

Hytta is situated on a south-facing slope at the edge of a pine forest, which separates the cabin from the surrounding civilization, providing plenty of privacy. Its floor plan is inspired by a former hunting cabin, preserving its overall shape. On the ground floor, you'll find the living area with a kitchen, a foyer, a bathroom, a utility room, and a second outdoor bathroom accessible from the outside.



The main living area has a high gable roof, providing generous space for creativity. From the living area, you can access the bathroom, which offers a striking and intimate atmosphere, thanks to the black screed and furniture. The staircase in the kitchen, made from delicate sheet metal, is suspended by cables and ascends gracefully to the main bedroom. This bedroom faces east, and through its large window the morning sun enters the room, allowing you to watch nature awaken, right from the comfort of your bed. The bedroom also provides access to the first of two cozy nooks. The second nook is situated on a small loft above the main living area and is accessible via a ladder. Both nooks provide additional sleeping areas, allowing Hytta to comfortably accommodate up to six people.



"The main intention was to design a place that works in harmony with its natural surroundings to provide ample space for reflection and spark inspiration."





In the living area, a large oak dining table serves as both a dining area and a workspace. Technical facilities, including a computer monitor, can be easily extended above the table from one of the library cabinets. The quality of the workspace is further enhanced by Starlink internet service and biodynamic lighting that does not emit blue light after dark, promoting better sleep. Hytta is primarily heated by a cast-iron wood-burning stove with secondary temperature control provided by underfloor heating.

FINNISH SAUNA FOR QUALITY RELAXATION

Quality relaxation is also an essential part of undisturbed creativity. That's why just a few metres away from Hytta, you'll find a modern Finnish sauna with a cold immersion tub. The facility is situated on slightly sloped terrain, offering uninterrupted views of nature while you enjoy the sauna. With dimensions of 6 x 3.5 metres, the structure consists of a relaxation area, a shower, and the Finnish sauna itself. Just like Hytta, it embodies the spirit of Scandinavian minimalism and, thanks to its deep charred-timber cladding facade, almost blends into the surrounding nature. The construction is anchored with earth screws, and access to the facility is provided via a steel ramp, giving the building a pleasant sense of lightness.

www.hytta.cz
www.instagram.com/hytta_cz
www.facebook.com/hyttacz
www.linkedin.com/company/hyttacz

Photographer:
 Julius Filip, www.juliusfilip.cz, julius@juliusfilip.cz

**Studio Flusser, www.studioflusser.com,
info@studioflusser.com**

MATERIALS

CABIN:

larch wood - facade, terrace

aluminium windows and doors - building shell

steel roofing - roof

spruce boards - interior wall cladding

spruce floorboards and bio-boards - 1st floor, ceiling, custom-designed furniture

steel - staircase

self-levelling screed with epoxy coating - ground floor

cement screed - floor, walls, and furniture in the bathroom, chimney

SAUNA:

charred-timber cladding - facade, roof

larch wood - floor, walls in the resting area

alder - cladding and benches in the sauna, doors

structural KVH beams - framework

steel - doors, window, earth screws

PRODUCTS AND BRANDS

cast iron stove - Iron Dog\www.iron-dog.com

aluminium windows - Stabos\www.stabos.cz

smart home system - Tecomat\www.tecomat.cz

kitchen - Smilek Interier\www.smilekinterier.cz

side table - Ouk\www.ouk.cz

light above the dining table and in the bedroom - by author's design Hana Geherová

sauna stove - HUUM\www.huumsauna.com

cold plunge tub - TANKKD\www.tankkd.com

Starlink internet - Starlink\www.starlink.com

sauna interior - Saunako Saunas\www.saunako.cz

Your expertise creates inspirational environments. Our expertise makes them accessible.

With the rising trend of lifts in homes, our lifts complement your visionary buildings. Unlike a conventional lift, our home lifts do not require any space for a pit or its machinery and also provide added value to a home – both financially and aesthetically. Lifts can be placed almost anywhere in the home and we provide project and ongoing product support to help you deliver excellence.

**Your local specialist –
Stannah**

Meet the family



Stairlifts



Homelifts



Platform
lifts



Passenger
lifts



Service and
goods lifts



Bespoke
lifts



Escalators and
moving walkways



Lift refurbishments,
service and repair

Call us on: **01264 343692**
or visit: www.stannahlifts.co.uk

Stannah

WE DON'T CALCULATE: WE TEST

At Pure Vista, we prioritise making the best and safest product for our customers, even if that means higher investment in research, development and testing.

Where some competitors in the market use calculations to decide whether the internal components meet fire regulations, we don't. We have tested the whole system.

Our testing had gone above and beyond the necessary requirements to improve safety for homeowners. Before our products undergo official testing, we subject them to rigorous in-house testing to ensure that every element of the system exceeds official testing and strict government regulations.

In response to the tragic Grenfell Tower fire, regulations have changed. Residential buildings now over 11 metres must comply with fire safety regulations. All materials used on the external wall system, including balustrades, must be non-combustible and classified as A1 or, DO EN13501-01 under the European classification system.

Emphasising the need to prioritise products with the highest fire safety standards is crucial as further reforms are underway for the construction industry.

Partnering with Pyroguard, we tested the channel alongside all the internal components with Pyroguard 23mm glass for a complete system test. POSiglaze and POSlone have successfully passed the fire testing installations on projects over 11 metre high and achieved A2, S1, DO, EN13501-1 status, reaching the line load of 0.74kN.



POSlone FR

POSlone is a fully adjustable system with one side fit. The system benefits from patented slider technology. Installed and adjusted on the safe side of the glass, meaning any glass replacements can be easily carried out. Enabling safer installation on projects with glass balustrade, including those over 11 metres high.

ACCREDITED TO 0.74kN TO BS 6180:2011

Both POSiglaze and POSlone are accredited and approved by multiple organisations to verify that they meet national and international building regulations for use as edge protection, where up to 0.74kN force loading is required.

► **Our fire-rating test reports and ratings are available on our website.**

www.pure-vista.com

For fire-rated products, contact our technical and sales team for assistance with design and quotes.

FIRE RATED
POSlglaze & POSlone
Fire-Rated to A2, S1, DO, EN 13501-1

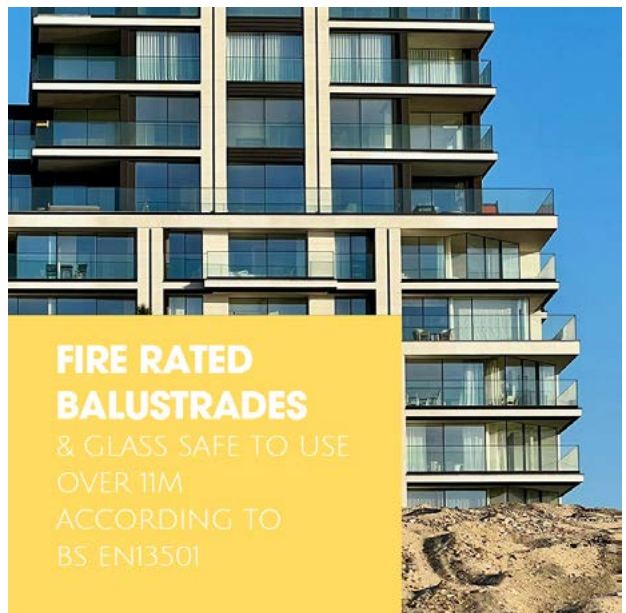


Fire testing before and after

ABOUT OUR FIRE RATED SYSTEMS

POSlglaze FR

POSlglaze is the first fully adjustable balustrade system to enter the balustrade market. The system benefits from patented screw clamp technology, allowing easy adjustment to the glass. Our most popular and original frameless glass balustrade system is now available as a fully fire-rated system.





PURE VISTA
Glass Railing Specialists



FIRE RATED
Glass Balcony Systems



POSglaze

Adjustable & Lightweight
Tested to 0.74Kn
Up to 1300mm Glass Height



POSlone

One-side-fit
Tested to 0.74Kn
Up to 1200mm Glass Height



WE DON'T CALCULATE: WE TEST

- ✔ Fire rated to A2, S1, D0, EN13501-1
- ✔ Accredited 0.74Kn to BS 6180:2011



Call our sales team for quotes, samples & orders

www.pure-vista.com

Phone: +44 (0)1208 261040, E-mail: sales@pure-vista.com

Opening times: 8am-5pm Monday to Friday.

LONDON BUILD EXPO 2024



As London Build Expo 2024 approaches, the buzz around one of the UK's most anticipated construction events continues to grow. Taking place on November 20th and 21st at the Olympia London, this year's event promises to be bigger and better, with a wide array of features and opportunities for professionals from across the built environment. Whether you're a contractor, architect, engineer, builder, or developer, this is your chance to stay ahead of the curve and connect with industry leaders.

CO-LOCATED WITH THE FIRE & SECURITY EXPO

London Build Expo is co-located with the London Build Fire & Security Expo, a significant highlight that ensures the event covers the full spectrum of the construction sector. Taking over both the Grand and National Halls of Olympia London, this year's expo will feature everything from networking opportunities to educational sessions, all while showcasing the latest innovations in construction, fire safety, and security.

WHAT TO EXPECT

There's plenty to look forward to at London Build Expo 2024. Here's a glimpse of what attendees can expect:

A STELLAR LINE-UP OF 700+ SPEAKERS

With over 700 speakers confirmed, London Build will host a comprehensive CPD-certified conference agenda, covering a wide range of topics relevant to today's construction professionals. Across 12 conference stages, including the Sustainability, AI & Digital Construction, Skyscrapers & Tall Buildings, Fire Safety, and Diversity & Inclusion Stages, attendees will hear from key thought leaders driving innovation in the industry.

FESTIVAL OF CONSTRUCTION

The event isn't just about learning; it's also a celebration of the construction industry. The

Festival of Construction will feature celebrity guests, live music, entertainment, DJs, and the popular London Taste Trail, offering a chance to relax and network in a lively atmosphere.

EXCLUSIVE NETWORKING EVENTS

London Build is famous for its free-to-attend networking opportunities. This year, networking parties will be hosted by organisations like the CIOB, UKGBC, FIA, nima, CITB, Offsite Alliance, NAWIC, and the Security Institute, among many others. These events are perfect for making valuable connections with peers and key decision-makers in the industry.

MEET THE BUYERS

One of the key features this year is "Meet the Buyers", which provides a platform for attendees to explore tender opportunities with leading companies such as Costain, BAM UK, Quinn London, John Sisk & Son, Laing O'Rourke, and Skanska. This is an excellent chance for suppliers and contractors to network directly with top-tier construction firms.

ARCHITECT'S HUB

For those in architecture, the Architect's Hub will be a must-visit. Leading firms like Gensler, PLP Architecture, HOK, Hawkins\Brown, and Woods Bagot will be showcasing their latest architectural projects, providing inspiration and insights into the future of design and construction.

LIMITED FREE TICKETS AVAILABLE

With limited no-cost tickets available, now is the time to register and secure your spot at London Build Expo 2024. Don't miss out on this unparalleled opportunity to engage with the construction industry's best, discover new trends, and be a part of shaping the future of the UK's built environment.

Get ready to explore a packed show floor, meet influential industry figures, and immerse yourself in the leading construction event of the year.

**OLYMPIA
LONDON**
NOV 20-21

REGISTER



FREE TICKETS



AN UNMISSABLE 2 DAYS

35,000+
ATTENDEES

700+ TOP-LEVEL
SPEAKERS

MEET THE
BUYERS

200+
CPD SESSIONS

450
EXHIBITORS

WOMEN IN
CONSTRUCTION
NETWORKING

NETWORKING
PARTIES

LIVE MUSIC &
ENTERTAINMENT

12 CPD

**CONFERENCE
STAGES**

**SKYSCRAPER &
TALL BUILDINGS**
STAGE

**AI & DIGITAL
CONSTRUCTION**
STAGE

SUSTAINABILITY
STAGE

**DIVERSITY IN
CONSTRUCTION**
STAGE

ARCHITECTURE
STAGE

FIRE SAFETY
STAGE

**BUILDING
SECURITY**
STAGE

**HEAT, ENERGY
AIR & WATER**
STAGE

**DIGITAL
CONSTRUCTION
WORKSHOPS**

**MODERN METHODS
OF CONSTRUCTION**
STAGE

FIRE SAFETY
WORKSHOPS

**SKILLS &
MARKETING**
HUB

700+

**STAR-STUDED
SPEAKERS**

SENIOR REPRESENTATIVES FROM AECOM | ARUP | ARCADIS | GLA | BALFOUR BEATTY | KNIGHT FRANK | MORGAN SINDALL | LAING O'ROURKE | BDP | BAM | BRYDEN WOOD | PEABODY | HOK | TRANSPORT FOR LONDON | WATES | BOUYGUES | CUSHMAN & WAKEFIELD | FOSTER + PARTNERS | JACOBS | GENSLER | KIER | HOMES ENGLAND | LENDLEASE | JOHN SISK | MACE | MULTIPLEX | SCOTT BROWNRIGG | SIR ROBERT MCALPINE | SOM | WILLMOTT DIXON | WSP | TRANSPORT FOR LONDON | SKANSKA | MOTT MACDONALD | ZAHA HADID ARCHITECTS

CO-LOCATED



**LONDON BUILD
FIRE & SECURITY**
EXPO

20 - 21 NOVEMBER OLYMPIA LONDON

MARMOX ANSWERS THE CALL AT LONDON BUILD 2024 WITH A1 RATED FIREBOARD



With the findings of the Grenfell Inquiry continuing to reshape building practices across the UK, the annual construction show at the capital's famous Olympia venue is this year doubling in size and being refocused as the London Build Fire & Security Expo (November 20-21st) with insulation specialist Marmox UK Ltd on hand to demonstrate its recently launched Fireboard product on Stand L42. The Marmox Stone Wool based product shares the unique Marmox honeycomb surface structure with its XPS forerunner and is suitable for both internal and external wall insulation (IWI/EWI) applications.

Externally the A1 non-combustible certified Fireboard can serve as a weatherproof render-backer, or be used internally across walls and ceilings to take a plaster finish, while providing sound absorption properties, along with thermal insulation. The 600 x 1200mm Fireboards are available in thicknesses of 20mm, 50mm and 100 mm and with the polymer modified mortar honeycomb coating applied to both faces. With a nominal density of 150 kg/m³ the boards' core material offers a compressive strength of 90kPa (9 tonnes/m²), while its high insulation performance will help combat thermal-bridging and the formation of surface condensation, as well as having the potential to cut energy bills.

The Marketing Manager for Marmox, Grant Terry, commented: "As a regular exhibitor at London Build and other major trade shows, we endeavour to ensure the products we showcase are as relevant as possible to both specifiers and installation specialists; and believe that Fireboard is an ideal offering to help meet the multiple challenges presented by the Building Safety Act as well as Part L of the Building Regulations. The introduction of Fireboard into our range significantly enhances our offer to the construction industry, meaning we have an A1 non-combustible backer board for internal or external use, which can safely be installed across masonry as well as timber or steel framing systems.

The Stone Wool boards are made of formed molten rock, meaning it is impossible for the fibres to absorb moisture, so they will not degrade no matter what weather they are exposed to.

The thermal conductivity of 0.037 W/mK delivers very good thermal insulation while the tiny air pockets within the micro-fibre structure of the Stone Wool serve to interrupt the pathway for sound transmission, which solid materials facilitate. We expect Fireboard to find applications in new-build and refurbishment work within residential, commercial and other sectors."

As detailed in its A5 technical brochure which can be downloaded, Marmox Fireboard has been tested to prove compliance with BS EN 1182, EN 1716 and EN13823 (Resistance to fire test) conducted by UKTC, along with other testing completed by the BRE. Indeed, the British manufacturer is proud to announce on its website that: "Marmox Fireboard is a powerhouse solution, designed to tackle fire hazards, intrusive noise, and the biting cold, all in one lightweight, easy-to-handle board."

► **For further information please contact:**

Marmox (UK) Ltd. Caxton House 101-103 Hopewell Drive, Chatham, Kent ME5 7NP.

Tel: 01634 835290 | Fax: 01634 835299

Email: sales@marmox.co.uk

Web: www.marmox.co.uk



marmox fireboard

Fire Protection • Sound Absorption • Thermal Insulation

- **A1 Fire Protection**
- **Sound & Thermal Insulation**
- **Render or Plaster**
- **Easy to Cut & Install**

A1 CERTIFIED

Available in 20, 50 & 100mm.

Use on masonry, wooden
or metal structures!

marmox
Waterproofing & Insulation Solutions

W: www.marmox.co.uk

T: 01634 835290

T: sales@marmox.co.uk

ANTICIPATE LONDON: REPOSITIONING FACILITIES SHOW FOR THE FUTURE

In an ever-changing world, property and people leaders face constant challenges that demand proactive solutions.

From technological innovation to climate change, legislation, and unanticipated threats, today's professionals must minimise risk while embracing new innovations and opportunities.

Anticipate London stands at the forefront of this evolution, offering a platform dedicated to smarter properties, safer occupants, and integrated systems.

Emerging from the legacy of four renowned industry events—IFSEC, FIREX, Safety & Health Expo, and the Facilities Show—Anticipate London is not just a new name. It's a bold, unified event designed to meet the needs of today's leaders while preparing them for tomorrow's challenges.

FACILITIES SHOW REIMAGINED

For years, each of the four co-located events—Facilities Show, Safety & Health Expo, FIREX, and IFSEC—has been a cornerstone for professionals in their respective fields.

Now, Anticipate London brings these established brands together into one dynamic event, maintaining their core focus while adding value through expanded content and a more seamlessly integrated experience.

- **Facilities Show:** Still the premier event for FM and property managers, now covering ESG, workplace trends, and PropTech. The UK facility management market is projected to grow to \$71.46 billion by 2026, highlighting the sector's significant growth.
- **Safety & Health Expo:** Continues to address employee wellbeing, inclusive PPE, and workplace safety. With 693,000 non-fatal workplace injuries in 2022, according to the HSE, the demand for health and safety services remains critical.
- **FIREX:** Focusing on the Building Safety Act, the golden thread, and evolving fire safety regulations. Post-Grenfell reforms are expected to drive substantial fire safety investments, keeping FIREX at the forefront of industry change.
- **IFSEC:** Bringing together security professionals to explore cyber security, AI, and new threats. The global security market is forecast to grow from \$119.4 billion in 2022 to \$173.6 billion by 2027, reflecting increased demand for advanced security technologies.
- **Anticipate London:** Brings it all together, but with even more value than before. It attracts even more forward-thinking leaders are focused on opportunities presented by building technologies and digitalisation, all while addressing the challenges

of decarbonisation, global risks, and evolving government regulations.

WHAT'S NEW AT ANTICIPATE LONDON?

Attendees can expect the most packed agenda of learning, networking, and industry celebration. Highlights include:

- **Five Content Stages:** Featuring 300 expert speakers covering the latest innovations and regulations, keeping attendees ahead of industry shifts.
- **High-Calibre Keynotes:** With speakers from MI6, BT, the Bank of England, the NHS, and more, attendees will gain critical insights from global industry leaders.
- **Exclusive Networking Areas:** VIP lounges, invite-only gatherings, and backstage experiences create a tailored, senior-level experience for strategic decision-makers.
- **Converged Solutions:** In recognition of the growing overlap between traditional property, H&S, fire safety, and security roles, Anticipate London unites these fields to deliver a holistic approach to managing risk.
- **Cutting-Edge Tech:** From energy monitoring to surveillance feeds, the Nerve Centre offers live demonstrations of state-of-the-art technologies.
- **Fringe Events:** The renowned EHS Congress, FM & Property Awards Party, and the Security & Fire Excellence Awards add extra value to attendees.

"Anticipate London isn't just a new event - it represents a smarter, more connected designed for the people shaping the future. The events will continue to focus on the specialized areas you've relied on, from security, fire safety, and health & safety to facilities management, smart buildings, and more. But this year our focus can really be summed up as concentrating on four areas: cutting edge technology, solutions for improving ESG, future facing opportunities and risks and networking for leaders with similar challenges."

— Chris Edwards, Group Director

THE AUDIENCE FOR TOMORROW

While Anticipate London may be a new name, the expertise behind it is long-established.

Anticipate London is set to take place from December 2-4, 2024, at ExCeL London. We invite you to join us and be part of an event that truly unites industries, addresses challenges, and sets new standards for the future.

► www.anticipate-event.com

ANTICIPATE LONDON

2 - 4 December 2024
ExCeL London

FACILITIES
SHOW

FIREX

IFSEC

SAFETY &
HEALTH EXPO



Join us as Anticipate London brings together industry leaders

to explore opportunities presented by building technologies and digitalisation, while addressing the challenges of decarbonisation, global risks, and evolving government regulations.



Register now

ADVANCED'S FIRE PROTECTION INSTALLED IN THE HEART OF ALDERSHOT



The newly revitalised Union Yard development in Aldershot now boasts a cutting-edge Advanced MxPro 5 fire safety system, expertly installed by Integrated Fire Safety Systems Ltd to provide robust protection for this scheme in the heart of Aldershot town centre.

The Union Yard development in Aldershot is a transformative project that has revamped a key area of the town centre, establishing a vibrant, mixed-use environment with high-quality retail, leisure, culture, employment, and housing offerings. The development, which spans seven floors

from lower ground to the fifth floor, includes 82 private apartments, 18 affordable rent apartments, 128 studio units for UCA student accommodation, 13 commercial units, lower ground-level parking, and a landscaped public realm.

To ensure the safety of residents, students, and visitors, the development has been equipped with a comprehensive fire safety system, expertly designed and installed by Integrated Fire Safety Systems Ltd (IFSS). The project included the installation of an Advanced MxPro 5 fire panel, which provides robust fire detection and alarm coverage for the common corridors throughout the complex.

➤ **For further information on Advanced:**
Tel: 0345 894 7000 or visit:
www.advancedco.com


APS

ADVANCED PERIMETER SYSTEMS

ONE OF THE WORLD'S LEADING PERIMETER SECURITY MANUFACTURERS

Perimeter security has never been more important whether at home or at work. Advanced Perimeter Systems range of perimeter security systems provide solutions for every security challenge.

Whatever challenges you face securing your property why not contact us to discuss our solution.



Find out more:

www.advancedperimetersystems.com

GLOBAL

Fire Technical Services

THE AWARD WINNING FIRE ENGINEERING SOLUTION

Fire Scrutineer

The Fire Scrutineer concentrates on the 3 gateways of a construction project:



Design



Construction



Pre-Occupation

At each gateway, Global provide a mixture of desktop analysis and site visits to ensure that all design and actual build details are compliant, installed correctly and of good workmanship. The Fire Scrutineer records and assesses all aspects of the fire safety of the project to show due diligence and provide evidential, auditable records for the O&M manuals, in line with Regulation 38.

☎ **0115 721 2930**

✉ info@globaltechnicalservices.co.uk

🌐 globaltechnicalservices.co.uk



ASFP
Innovation of the Year Winner

MANY – “AS BUILT FIRE TESTS”
ENABLES COMPLIANCE WITH B.S.A.

Magply

A1 NON-COMBUSTIBLE BOARD

TESTED AND CERTIFIED FOR

- ▶ Timber frame construction
- ▶ Spandrel panels
- ▶ Modular build
- ▶ Rainscreen cladding
- ▶ Render carrier board
- ▶ High performance dry lining
- ▶ Tilebacker
- ▶ Fire resistant floors and ceilings
- ▶ Passive fire protection
- ▶ Steel frame construction



magply.co.uk | 01621 776252 | sales@magply.co.uk

VICAIMA REVOLUTIONIZES CUSTOMER SUPPORT AND SERVICE AUTOMATION WITH ITS TRANSFORMATIONAL AI CHATBOT

In an era where flexible working is increasingly the norm and technological advancement moves at an ever-increasing pace, Vicaima is proud to announce the launch of their new AI-driven knowledge base, Vicaima24/7. This innovative tool is not just a testament to Vicaima's commitment to customer-centric innovation but a leap forward in providing round-the-clock support and answers to customer queries.



ENHANCED CUSTOMER SERVICE:

Vicaima24/7 stands out as a cutting-edge solution for providing continuous support and rapid responses to customer inquiries, considerably improving the user experience. This AI-driven tool is designed to seamlessly answer questions, guiding users to a wealth of information spread across installation instructions, maintenance advice, technical datasheets, and many other resources, thus ensuring customer queries are handled efficiently and effectively.

SERVICE AUTOMATION: Unlike static websites, Vicaima24/7 is a dynamic, evolving platform. It automates repetitive tasks and customer service processes, saving valuable time and resources. This evolution in service means that Vicaima can adapt to changing market needs and advancements in its own product and service offerings, ensuring that the information and support provided are always up-to-date and relevant.

24/7 AVAILABILITY: One of the standout features of Vicaima24/7 is its round-the-clock availability. Customers can access this service anytime, anywhere, which is crucial in a global market with varying time zones. This constant availability ensures that support is always at hand, even outside conventional office hours, thus enhancing the accessibility and convenience of customer support.

EFFICIENT CUSTOMER RELATIONSHIP MANAGEMENT:

Vicaima24/7 is more than just a chatbot; it's a tool for more efficient and personalized customer relationship management. By providing immediate and relevant responses, it helps build a stronger connection between Vicaima and its customers, fostering loyalty.

ADAPTING AND ENHANCING THROUGH SYSTEMATIC UPDATES:

A crucial aspect of this new solution is its capacity for adaptation and enhancement, aligning with the evolving needs of our customers. While the core functionality of Vicaima24/7 depends on our meticulously curated knowledge base, our commitment goes beyond static information. We at Vicaima are dedicated to systematically updating this base, ensuring that the information remains relevant, comprehensive, and in step with the latest developments in performance timber door systems and customer needs.

Parallel to these updates, the chatbot tool itself undergoes continuous improvements. These enhancements are not just in response to technological advancements in AI and chatbot functionalities, but also a reflection of our deep understanding of customer interactions and feedback. This dual approach of updating the knowledge base and refining the tool ensures that Vicaima24/7 remains a dynamic, responsive, and cutting-edge solution in customer support.

To experience the benefits of Vicaima24/7, simply visit www.vicaima.com (select United Kingdom version) and look for the bubble icon. Start a conversation by typing your query and receive immediate answers. For those who prefer spoken communication, a voice option is also available. General advice is always accessible via Vicaima24/7, or alternatively, contact info@vicaima.com or Tel: +44 (0) 1793 532333.

Vicaima24/7 is more than a chatbot; it's a symbol of Vicaima's unwavering dedication to customer satisfaction and technological excellence.

www.vicaima.com



vicaima

UNEXPECTED HARMONY



 Security Door Solutions

Seeking innovative
design and performance?

GOLMAR SYSTEMS UK: PIONEERING EXCELLENCE IN DOOR INTERCOM SYSTEMS



Established 70 years ago, Golmar has been a stalwart in the global market, leaving an indelible mark on the landscape of door intercom systems. With a dedicated hub in the UK for the past two decades, Golmar Systems UK continues to uphold the brand's legacy of excellence.

A LEGACY OF SERVICE AND INNOVATION

As an integral part of the Golmar family, Golmar Systems UK takes pride in maintaining uncompromising standards of service. Their commitment extends beyond mere transactions as they focus on fostering lasting relationships with clients. From door intercom systems to access control and CCTV, Golmar Systems UK ensures seamless integration and reliable performance.

EMPOWERING INSTALLERS: BUILDING A NETWORK OF DISTRIBUTORS

Golmar Systems UK recognizes that time is of the essence for installers. To expedite system installations, they are actively building a robust network of distributors. Whether it's a standard configuration or a customized solution, Golmar Systems UK ensures swift access to quality products. Their expert team assists in specifying the right components, tailored to meet specific project requirements.

COLLABORATION FOR CONTINUOUS IMPROVEMENT

In the spirit of innovation, Golmar Systems UK collaborates closely with Golmar in Spain. This dynamic partnership ensures a constant evolution of their product range. Feedback from installers and end-users is invaluable, driving enhancements with each new product release. Golmar's commitment to improvement is unwavering.



THE GOLMAR ADVANTAGE

Style Meets Functionality: Golmar offers a compelling blend of aesthetics and practicality. Their Sixty5 range of panels exemplifies this ethos. Whether it's the modern classic digital keypad or the sleek touch screen panel, Golmar bridges style and functionality seamlessly.

Key Features:

- **Audio/Video Communication:** Crystal-clear communication for enhanced security.
- **Call Progress Confirmation:** Audible and visual cues keep users informed.
- **Door Open Confirmation:** Instant feedback for peace of mind.
- **Coded Access:** Secure entry with personalized codes.
- **Built-in Proximity Reader:** Streamlined access control.
- **Aluminium or Steel Finish:** Versatility to match any aesthetic.
- **Visitor Display:** Deters unwanted intruders.
- **2-Wire Technology or IP:** Flexibility for diverse installations.

CONCLUSION

Golmar Systems UK remains at the forefront of innovation, offering competitive solutions that cater to both form and function. From cozy homes to sprawling apartment complexes, Golmar's integrated systems redefine safety and convenience.

For more information, visit Golmar Systems UK and experience the future of door intercom technology.

www.golmarsystems.com





Sixt / 5 TOUCH

Golmar was first established in Barcelona, Spain 70 years ago, and has enjoyed a world-wide presence for many of those years, including a dedicated hub in the UK for the last 20 years



neo®

the
Rooflight
Company

Trusted to deliver high performing,
elegant rooflights.

www.therooflightcompany.co.uk | 01993 833155

Trusted by architects, respected by builders, loved by homeowners.