

MOTION OFFENSE



UAFS Lions Basketball
Grit & Grind Mentality
#TGHT



***Motion Offense is
Teaching Fundamentals***



UNIVERSITY OF ARKANSAS - FORT SMITH



SAVE the DATE

2022 FREE COACHES CLINIC October 7 & 8th

University of Arkansas Fort Smith
Stubblefield Center

Featuring UAFS Head Basketball Coach, Jim Boone

For Additional Information
Contact Coach Jimmy Boone
Call: 662-588-0353

Email: Jim.Boone@UAFS.edu

For Hotel Reservations: Hampton Inn Fort Smith (479-452-2000)

** Ask for Special UAFS Clinic Rate to Reserve Your Room*

Tentative Clinic Schedule

Oct 7th , Friday (Stubblefield) Oct 8th Saturday (Stubblefield)

5:00	Registration (Stubblefield Center)	9:00 am	Late Registration
6:00	Session I Team Practice I (Emphasis: Pack Line Defense & Drills)	10:00	Session III Pairs Motion Offense Implementation and Nuances
8:00	Session II Special Guest Speaker Topic TBD	11:00	Session IV Defeating Screens Defending Specific Movements
9:00	Session III Pack Line Defense: UAFS Culture & Development	12:00	Lunch in the Stubblefield
		1:00	Session V Team Practice II (Emphasis: Offensive Play Development)
		2:30	Session VI Q & A Session w/ Jim Boone Staff Breakout Sessions Topics to be Determined



Website: www.CoachJimBoone.com

Twitter: @CoachJimBoone

Email: Jim.Boone@UAFS.edu

DEDICATED TO
COACH DON MEYER



***“What motivates me? Being
around coaches who care
and love to teach.”***

-Don Meyer

What Separates Great Programs from Good Programs?

CULTURE: Character & Energy

- *Hard Work*
- *Toughness*
- *Passion*
- *Unity*



WHAT ARE YOUR PROGRAM'S ANCHORS?

UAFS ANCHORS:

- 1) SURENESS**
- 2) SHOT SELECTION**
- 3) GREAT TEAM DEFENSE**



GymRat



MOTION OFFENSE MYTHS

- *Players must be Extremely Smart*
- *It Takes a Long Time to Develop Offense*
- *Must be a Great Shooting Team*
- *It's a Slow Paced Offense*
- *There's No Control*

OFFENSIVE DEVELOPMENT:

PAIRS: Layer 1

OFFENSIVE MOVEMENT

Place Cutters on Tracks

Progressions

65 Action

Trigger Dribble & When

Teach Progressions

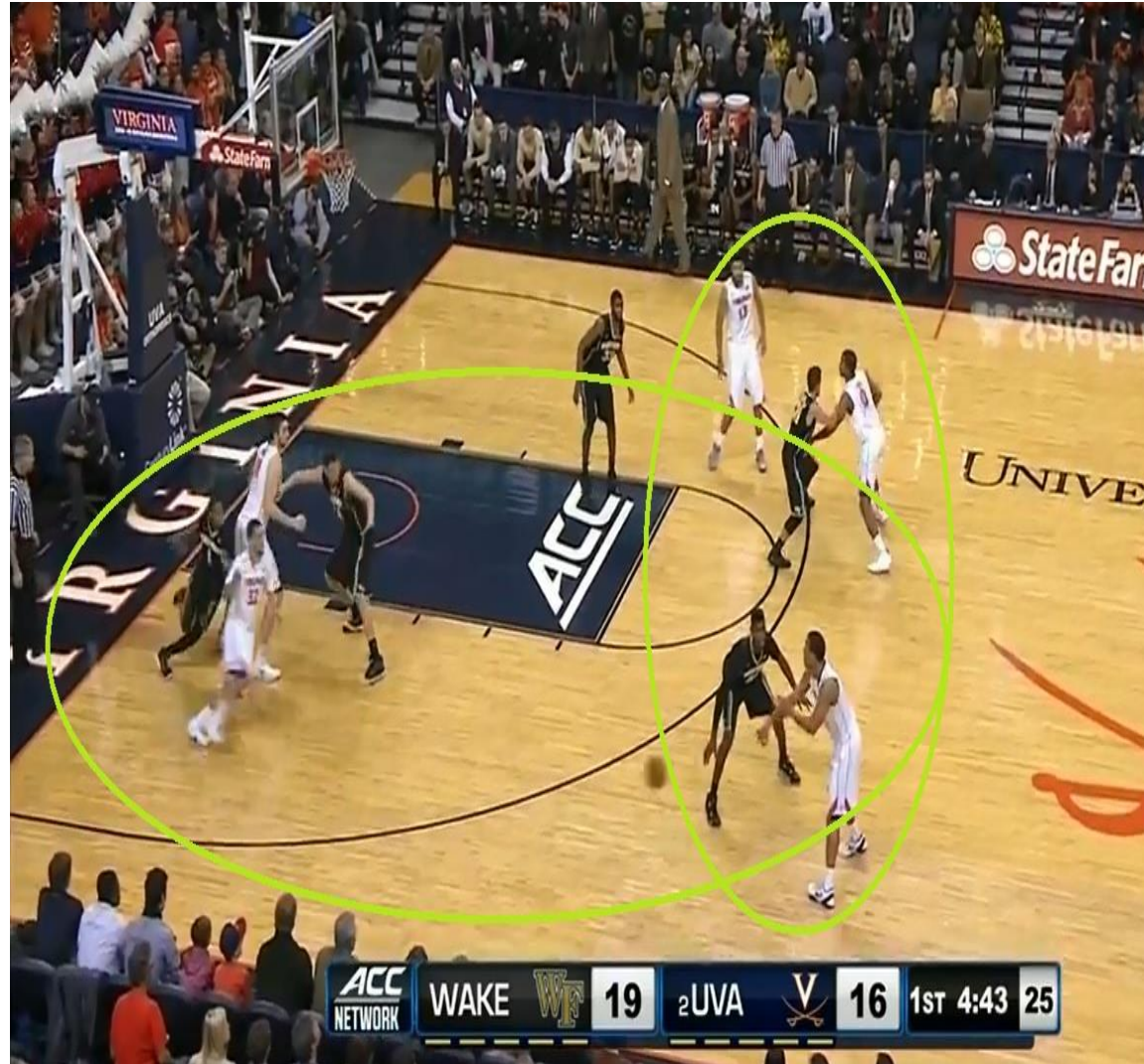
Attacking Pin Down

All Five Working Together

5/0 Offense – Timing

Reading the Defense

Every Piece is Live



Progressions:

Initiate Movement with Trigger Dribble

- 1) Flare Screen*
- 2) Pin Down*
- 3) Re-Screen*

Key Teaching Points:

- Catch & Square*
- Shot/Post/Trigger*
- Center Ball*
- Keep Dribble Live*



Reads off Pin Down Screen

- *Cut of Choice to Initiate Offense:
Wide Cut off the Pin Down*



- *Tight Cut vs Chasing Defender*
- *Short Pop Defender Over Top of Screen*



Reads off Flare Screen

- **Cut of Choice to Initiate Offense:
Reverse Curl the Flare Screen**



- **Straight Cut vs
Caught in Screen**
- **Check Mark Under
Screen**



Reads off Flare Screen – Re-Screen

Flare Screen & Re-Screen



Tight Cut to Post Slip

Straight or Tight Cut



Pop Down Screen



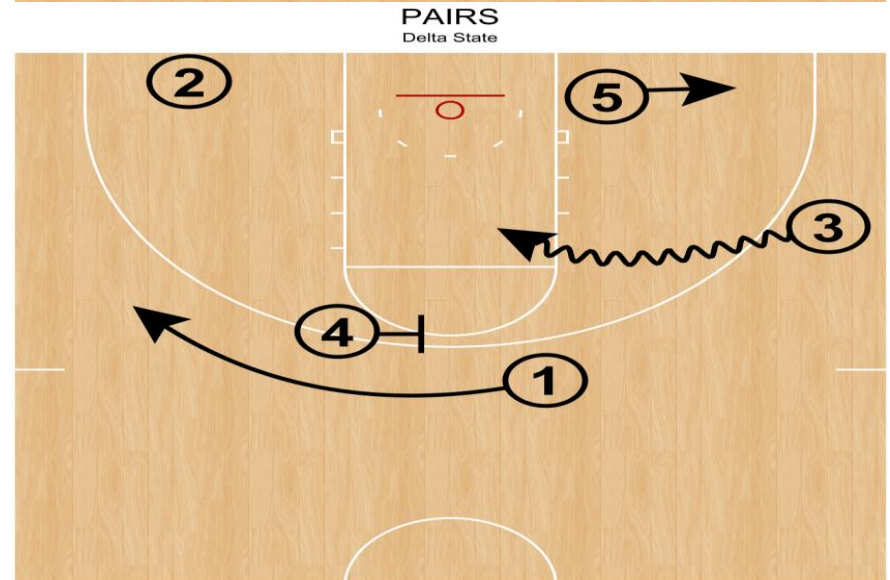
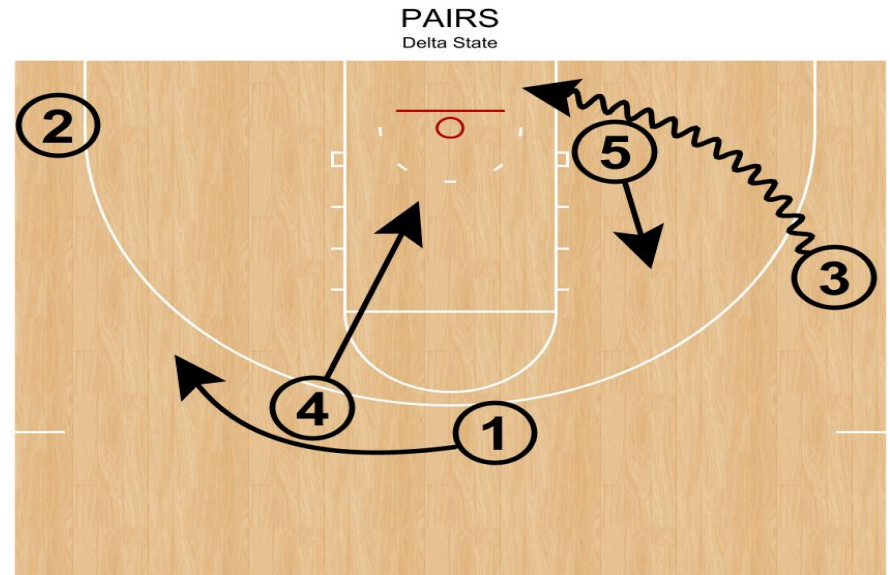
Layer 2: Driving & Post Feed

- 1) Baseline Drift
- 2) Attack Dribble

TP: *Be Aggressive,
Attack Elbow & Paint*

* Drill 4/0 & 5/0

TP: *Driving...The
Post is not an Excuse!*



Feeding the Low Post

Catch & Square



Speed Cut off Baseline

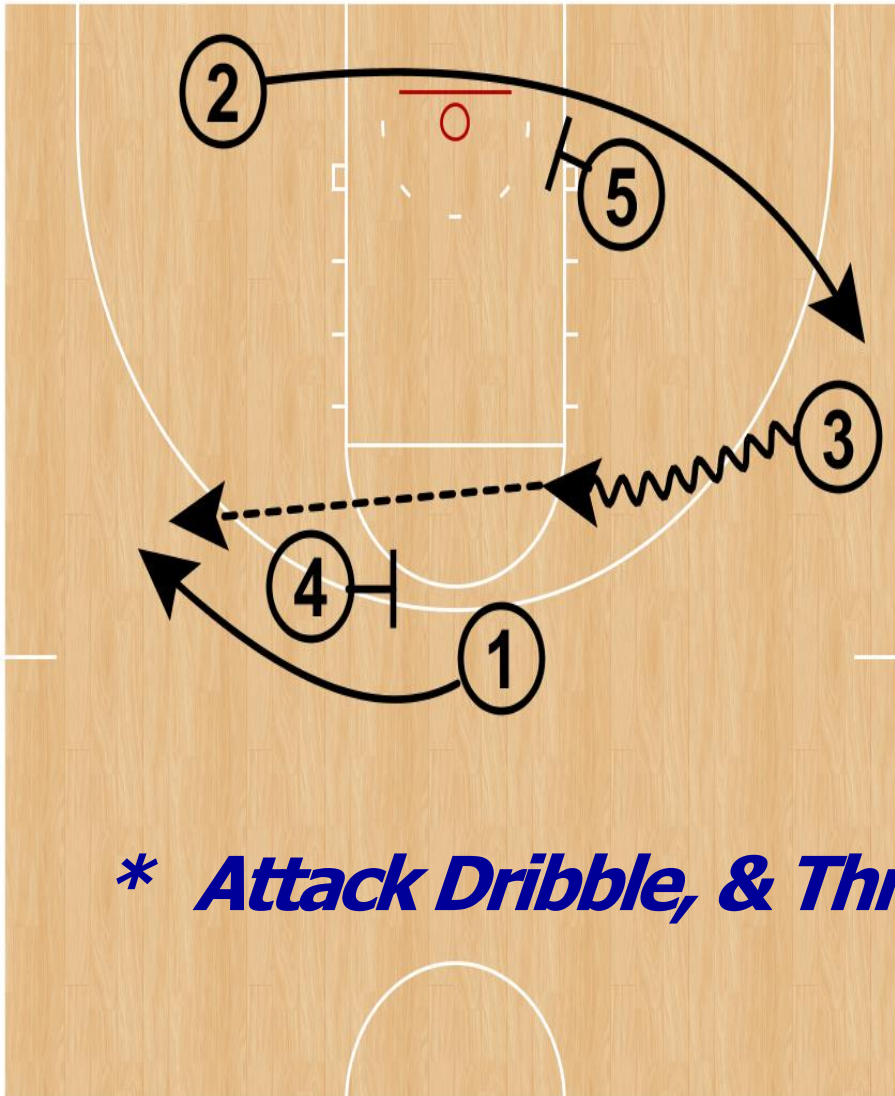


*Post Works Opposite
off the Ball*

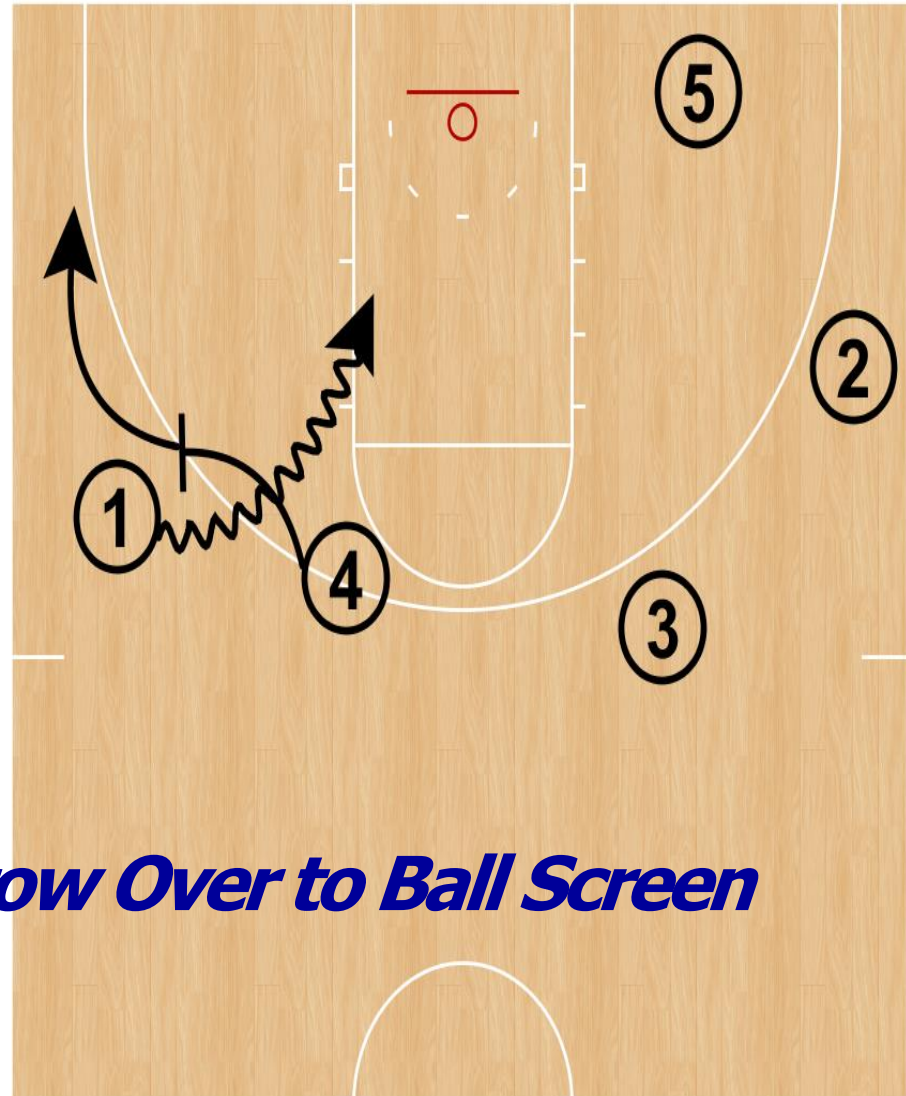


Layer 3: Incorporate Ball Screen

PAIRS (1 of 2)
Delta State



PAIRS (2 of 2)
Delta State



**** Attack Dribble, & Throw Over to Ball Screen***

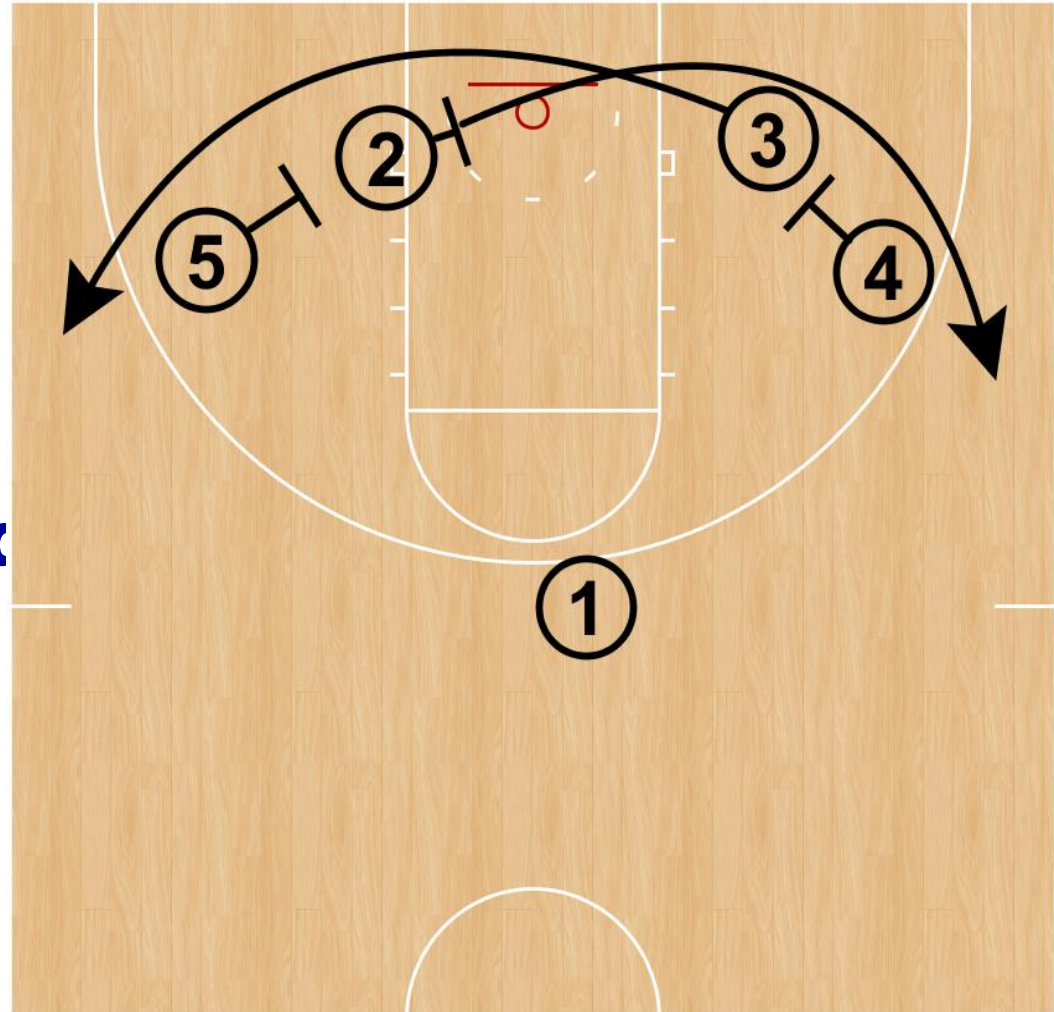
Step-up Ball Screen off Flare Screen Check Mark



Layer 4: Nuances

- **Dribble Handoffs**
- **Entries: Go Play, Swing, Curl, etc**
- **Ups to Ball Screen or Dribble Handoffs**
- **Top-Down Post Feeds**
- **Secondary Breaks**
- **Interchangeable Players**

PAIRS
Delta State



Layer 5: Development

- **Fundamentals First**
- **Sureness Drills**
- **Post Maker Drills**
- **Screening & Cutting**
Adjusting to Reads
- **5/0 Offense**
- **5/5 O-D-O**
- **5/5 FC Play**



***“It’s not what you
TEACH, it’s what you
EMPHASIZE.”***

~ Dick Bennett

What to Emphasize:

1) Timing, Timing, Timing!

2) Keys for Cutters: **“See Sparks Fly”**
 Finish Cuts
 Catch & Square Up
 Read ALL Screens & Talk

3) Keys for Screeners: **Head Hunt – Sprint to Screen**
 Proper Angle & Positioning
 Second Action


4) Involve Post: **Better job we do of involving**
 our Post/Screeners, the
 better our Screening will be.

***“Our Offense is Only as Good as
our Screening.”***

~ Tony Bennett

Keys to Success:

- **Patience**
*Wearing Down
the Defense*
- **Initiating
Offense**
- **Know the
What IF's**



Inevitably – and in spite of the Dramamine – too many players became ill, forcing Coach Filbin to abandon his motion offense.

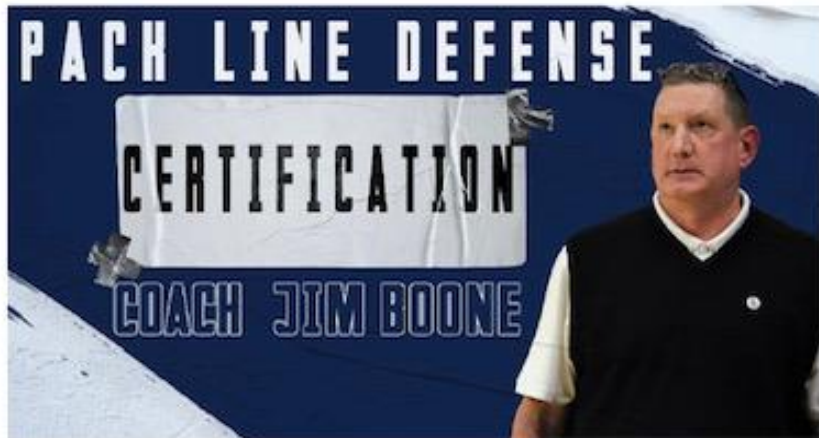
Basketball /
Defense

📁 Send as a gift!



Pack Line Defense Certification Course

by Jim Boone



Description

The Pack Line DEFENSE

\$125.00

Purchase Course

What Their Saying:

Much thanks to Coach Boone for opening up his program to give us a detailed look at how he teaches defensively. It's hard to imagine a more thorough look into the Pack Line system. So appreciative of the game and practice footage along with Coach Boone sharing his thoughts on philosophy and his drills used to implement the system. Even if you don't play Pack there is something here to improve your team defensively!

~ Bob Starkey, Texas A&M University

This is a must for any basketball coach looking to improve their defensive play! Coach Boone has done an amazing job of providing a very thorough instruction in teaching Pack Line Defense. This is the most comprehensive teaching course and is put together so well to follow and implement. The access he has given into his programs is awesome!

~ Dave Pilipovich, former US Air Force Head Coach

Key Words:

CoachTube Jim Boone Pack Line

<https://coachtube.com/course/basketball/pack-line-defense-certification-course/11881746>